




EUROCAVI

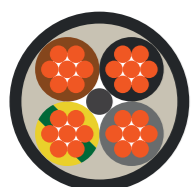


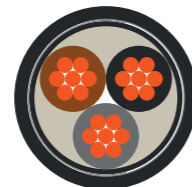


Special Cables





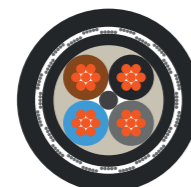

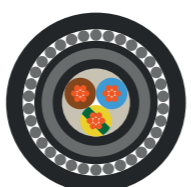

Indice - Index

Cavi energia
Power & control cables

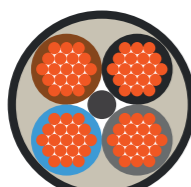
Cavi non propaganti incendio - Isolati in PVC
Flame retardant cables - Having PVC insulation

					
Non armato <i>Unarmoured</i>	Armato SWA <i>SWA armoured</i>	Armato SWB <i>SWB armoured</i>	Armato STA <i>STA armoured</i>	Guaina in piombo, armato SWA <i>Lead cover, SWA armoured</i>	Guaina in piombo, armato STA <i>Lead cover, STA armoured</i>
Pag. 25	Pag. 27	Pag. 29	Pag. 31	Pag. 33	Pag. 35

Cavi non propaganti incendio - Isolati in XLPE
Flame retardant cables - Having XLPE insulation

					
Non armato <i>Unarmoured</i>	Armato SWA <i>SWA armoured</i>	Armato SWB <i>SWB armoured</i>	Armato STA <i>STA armoured</i>	Guaina in piombo, armato SWA <i>Lead cover, SWA armoured</i>	Guaina in piombo, armato STA <i>Lead cover, STA armoured</i>
Pag. 37	Pag. 39	Pag. 41	Pag. 43	Pag. 45	Pag. 47

Cavi non propaganti incendio - A bassa emissione di gas tossici
Flame retardant cables - Low smoke zero halogens

	
Non armato <i>Unarmoured</i>	Armato SWA <i>SWA armoured</i>
Pag. 49	Pag. 51

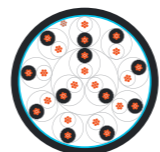
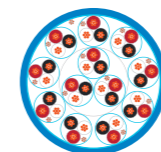
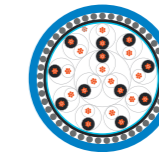
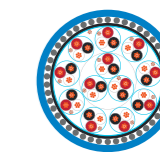
Cavi resistenti al fuoco
Fire resistant cables

	
Non armato <i>Unarmoured</i>	Armato SWA <i>SWA armoured</i>
Pag. 53	Pag. 55

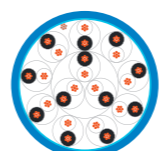
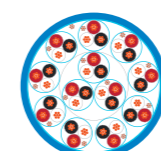
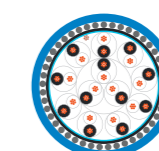
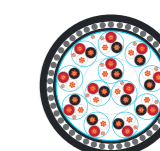
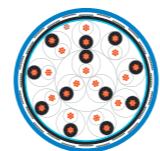
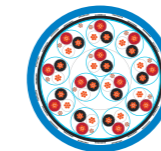
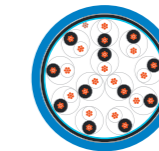
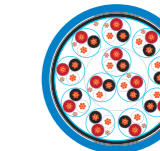
Indice - Index

Cavi strumentali
Instrumental cables

Cavi non propaganti incendio - Isolati in PVC
Flame retardant cables - Having PVC insulation

			
Non armato, schermato sul totale <i>Unarmoured, overall shielded</i>	Non armato, schermato sul singolo elemento e sul totale <i>Unarmoured, individual & overall shielded</i>	Armato SWA, schermato sul totale <i>SWA armoured, overall shielded</i>	Armato SWA, schermato sul singolo elemento e sul totale <i>SWA armoured, individual & overall shielded</i>
Pag. 58	Pag. 61	Pag. 64	Pag. 67

Cavi non propaganti incendio - Isolati in XLPE
Flame retardant cables - Having XLPE insulation

			
Non armato, schermato sul totale <i>Unarmoured, overall shielded</i>	Non armato, schermato sul singolo elemento e sul totale <i>Unarmoured, individual & overall shielded</i>	Armato SWA, schermato sul totale <i>SWA armoured, overall shielded</i>	Armato SWA, schermato sul singolo elemento e sul totale <i>SWA armoured, individual & overall shielded</i>
Pag. 70	Pag. 73	Pag. 76	Pag. 79
			
Armato SWB, schermato sul totale <i>SWB armoured, overall shielded</i>	Armato SWB, schermato sul singolo elemento e sul totale <i>SWB armoured, individual & overall shielded</i>	Armato STA, schermato sul totale <i>STA armoured, overall shielded</i>	Armato STA, schermato sul singolo elemento e sul totale <i>STA armoured, individual & overall shielded</i>
Pag. 82	Pag. 85	Pag. 88	Pag. 91

Cavi termocoppia
Thermocouple cables

Cavi non propaganti incendio - Isolati in PVC
Flame retardant cables - Having PVC insulation

			
Non armato, schermato sul totale <i>Unarmoured, overall shielded</i>	Non armato, schermato sul singolo elemento e sul totale <i>Unarmoured, individual & overall shielded</i>	Armato SWA, schermato sul totale <i>SWA armoured, overall shielded</i>	Armato SWA, schermato sul singolo elemento e sul totale <i>SWA armoured, individual & overall shielded</i>
Pag. 95	Pag. 96	Pag. 97	Pag. 98

Cavi non propaganti incendio - Isolati in XLPE
Flame retardant cables - Having XLPE insulation

			
Non armato, schermato sul totale <i>Unarmoured, overall shielded</i>	Non armato, schermato sul singolo elemento e sul totale <i>Unarmoured, individual & overall shielded</i>	Armato SWA, schermato sul totale <i>SWA armoured, overall shielded</i>	Armato SWA, schermato sul singolo elemento e sul totale <i>SWA armoured, individual & overall shielded</i>
Pag. 99	Pag. 100	Pag. 101	Pag. 102

Who?

Eurocavi, linea produttiva di Spina Group, produce cavi elettrici industriali standard e speciali, realizzati per utilizzi anche in situazioni ad alto rischio corrosione e esplosione. L'unità operativa di San Donato Milanese, in provincia di Milano, è al 100% Italiana, fortemente orientata verso il mercato internazionale ed opera nei settori Oil & Gas, Petrochimico, Energia, Industria e Infrastrutture.

Eurocavi, a production line of Spina Group, is a manufacturer of standard and special industrial cables, corrosion and explosion resistant, designed for use in hazardous areas. The business unit of San Donato Milanese, near Milan, is 100% Italian strongly geared towards the international market and has been operating in the areas of Oil & Gas, Petrochemical, Energy, Industry and Infrastructure.

What?

La gamma di prodotti Eurocavi è composta da cavi energia, strumentazione e termocoppia, a bassa tensione. I materiali di isolamento impiegati nella fabbricazione e gli spessori delle guaine garantiscono un'alta efficacia nei confronti della propagazione delle fiamme e tutti i cavi sono realizzati in conformità alle norme nazionali ed internazionali (CEI, EN, IEC, BS, NF, VDE). I cavi possono essere realizzati utilizzando gomma siliconica, Teflon, Tefzel, Kapton, Peek, o nastri speciali resistenti al calore.

The range of Eurocavi products includes power, instrumentation and thermocouple low-voltage cables. The insulation materials used and the thickness of the sheath ensure high efficacy against the spread of flames. All cables are manufactured in accordance with national and international standards (CEI, EN, IEC, BS, NF, VDE). Cables can be manufactured using silicone rubber, Teflon, Tefzel, Kapton, Peek, or special heat resistant tapes.

How?

Eurocavi è altamente specializzata nel produrre cavi speciali su specifiche fornite da cliente. In assenza di specifiche, Eurocavi propone soluzioni disegnate sulle reali esigenze del cliente e basate su accurate analisi degli ambiti di applicazione. Test e collaudi di prodotto sono effettuati in collaborazione con il cliente.

Eurocavi is highly specialized in manufacturing special cables on specifications provided by the customer. In the absence of specifications, Eurocavi offers solutions designed on the real needs of the customer and based on accurate analysis of the areas of application. Tests and inspections are made in collaboration with the customer.



Oil & Gas



Petrochemical



Energy



Industry



Infrastructure

Why?

Fornitura su misura: Barcode, Tag su cavi e imballi, Documentazione di commessa



Tailored Supply: Barcode, Cables and Packing Tag, Project Documentation

Tempi di consegna ridotti



Timing Faster

Controllo qualità del subfornitore



Subvendors quality control

Imballi personalizzati



Custom packing

Minimi allestibili

300m

Minimum order Quantity

Supporto tecnico



Technical Support

Production brand of



Cavi energia

Power cables

per sistemi in bassa tensione, posati in passerelle porta cavo o direttamente interrati, per impianti industriali e petrolchimici (HVAC, UPS, quadri elettrici, motori e impianti di illuminazione).

for low voltage systems; installed in cable trays or directly underground, for industrial and petrochemical plants (HVAC, UPS, switchboards, motors and lighting systems).

Cavi strumentali

Instrumental cables

per la trasmissione di segnali analogici (4...20 mA) e digitali, interconnessione di strumenti di misura e di processo, per installazioni in area sicura e area classificata a rischio di esplosione.

for transmission of analog (4...20 mA) and digital signals, interconnection of measuring and process instruments, in safety areas and in augmented and intrinsically safe environments.



Cavi termocoppia

Thermocouple cables

produciamo cavi termocoppia da utilizzare in ogni condizione e in ogni impianto industriale. La produzione avviene sulla base di specifiche commesse e i cavi vengono accuratamente testati per garantire il massimo delle performance.


we produce thermocouple cables to be used in all conditions and in every industrial plant. Production takes place on the basis of specific contracts and the cables are carefully tested to ensure maximum performance.

Cavi resistenti alle alte e basse temperature

High and low temperature cables

tutti i cavi relativi alla nostra gamma di produzione possono essere realizzati con materiali e stili costruttivi che consentono l'idoneità del prodotto ad essere installato in ambienti con temperatura estrema (-60°C/+260°C).

all cables of our production range can be manufactured with materials and styles for installation in extreme temperature environments (-60°C/+260°C).



Cavi per applicazioni Speciali

Cables for special applications

la produzione è orientata verso l'allestimento di cavi speciali, dimensionati e realizzati secondo le particolari esigenze della clientela ed in accordo con le più importanti normative tecniche vigenti in ambito, nazionale, europeo ed internazionale.


we design and manufacture special cables done to specific customer requirements and in accordance with the most important current, Italian, European and international technical regulations.

Cavi fibra ottica

Fiber Optical Cables

disponiamo di una vasta gamma di cavi in fibra ottica per le nuove tipologie di applicazione emergenti come, Telecomunicazioni, Trasmissione dati, Video comunicazioni, Applicazioni LAN, Sistemi di sicurezza e sorveglianza, Applicazioni ferroviarie e controlli di processo.

we offer a wide range of fiber optic cables for applications such as telecommunication, data transmission, video communication, LAN applications, security and surveillance systems, railway networks and process control.



Standards

Eurocavi produce cavi che impiegano conduttori, isolamenti, schermature, armature e guaine conformi alle principali norme rilasciate da organismi riconosciuti a livello nazionale (CEI - Comitato Elettrotecnico Italiano; BS - British Electrotechnical Committee; NF - Norme Française; VDE - Deutsche Kommission Elektrotechnik, Elektronik Informationstechnik im DIN und VDE), comunitario (EN - European Standard) e internazionale (IEC - International Electrotechnical Commission).

Eurocavi produces cables that employ conductors, insulators, shields, armoring and sheaths complying with the main standards issued by recognized organizations (CEI - Comitato Elettrotecnico Italiano; BS - British Electrotechnical Committee; NF - Norme Française; VDE - Deutsche Kommission Elektrotechnik, Elektronik Informationstechnik im DIN und VDE), (EN - European Standard), (IEC - International Electrotechnical Commission).

Materiali

Schermature

Poliestere, Tessuto Non Tessuto, Alluminio-Poliestere, Rame-Poliestere, Rame, Rame Stagnato, Alluminio

Armature

Ferro Zincato a caldo, Acciaio Inox, Alluminio, Rame, Bronzo

Isolamenti

PVC, LDPE, MDPE, HDPE, XLPE, XLPO, EPR, HEPR

Conduttori

Rame, Rame stagnato

Guaine

LDPE, PVC, M1, M2

Materials

Screen

Polyester, Fibre/No Fibre, Aluminium Al/Mylar, Copper, Copper-polyester, Tinned Copper

Armouring

Galvanized Steel, Stainless Steel, Aluminium Copper, Bronze

Insulation

PVC, LDPE, MDPE, HDPE, XLPE, XLPO, EPR, HEPR

Conductors

Copper, Tinned copper

Outer Sheath

LDPE, PVC, M1, M2



COMPANY WITH
QUALITY SYSTEM
CERTIFIED BY DNV GL
= ISO 9001 =

Conduttori per cavi strumentali

Conductors for instrumental cables

Per conduttori in rame, la scelta tra formazione flessibile o rigida dipende dal tipo di installazione che si intende effettuare, considerando temperatura, caratteristiche elettriche e diametro. Cordatura è il nome dato alla fase di costruzione del conduttore flessibile. Viene eseguita avvolgendo i fili periferici in uno o più strati intorno ad un filo centrale in una spirale, per ottenere la sezione desiderata. La formazione (7) è il tipo più usato di cordatura per cavi di strumentazione. Per quanto riguarda l'estensione o compensazione cavi per termocoppie, i conduttori sono in lega di tipo prescritto per la termocoppia corrispondente.

For copper conductors, the choice between flexible or rigid formation depends on type of laying installation, temperature, electrical and diameter features. Stranding is the name given to the construction phase of the flexible conductor, also called strands. Stranding is performed by winding the peripheral wires in one or more layers around a central wire in a spiral, in order to obtain the desired cross section. The seven (7) wire strand is the most used type of stranding for instrumentation cables. Concerning extension or compensating cables for thermocouples, the conductors are in alloy of the type prescribed for the corresponding thermocouple.

Isolamento del Conduttore

Conductor insulation

L'isolamento del conduttore di solito può essere fatto in polivinile di cloruro (PVC), polietilene termoplastico (PE) o polietilene reticolato (XLPE). Nel caso di esigenze particolari, per esempio resistenza alle alte temperature, assenza di alogeni, resistenza al fuoco, è possibile utilizzare altri composti speciali. Infatti, l'uso di un composto isolante idoneo rende il cavo resistente alle alte temperature. Ai cavi resistenti al fuoco viene avvolto un nastro in mica intorno al conduttore prima dell'isolamento.

La scelta del materiale è determinato dal tipo di applicazione e dalle caratteristiche che il cavo deve avere:

- Proprietà elettriche relative al segnale di trasmissione
- Minime o massime temperature di esercizio
- Comportamento con il fuoco
- Resistenza alle radiazioni
- Comportamento con oli o agenti chimici

The conductor insulation can usually be made of polyvinyl chloride (PVC), thermoplastic polyethylene (PE) or crosslinked polyethylene (XLPE). In case of special requirements, for example when resistance to high temperatures, absence of halogens, resistance to fire are required, it is possible to use other special compounds. In fact, the use of a suitable insulating compound makes the cable resistant to high temperatures. On the other hand, fire-resistant cables are provided with mica tape wrapped around the conductor prior to insulation.

The selection of the material is determined by the type of application and by the features that the cable must have:

- Electrical properties relating to signal transmission
- Minimum or maximum operating temperatures
- Behaviour with fire
- Resistance to radiations

Caratteristiche conduttive dei cavi strumentali

Construction features of instrumental cables

1. (Cordatura) e "elementi cavo"

La cordatura consiste nell'avvolgere i conduttori tra loro. Il passo di cordatura è la distanza tra un punto della spirale e il punto successivo in cui la spirale ritorna nella stessa posizione geometrica. La cordatura concentrica, come nel caso del filamento, è ottenuto avvolgendo i conduttori periferici in uno o più strati intorno ad un filo centrale o di supporto a spirale in modo da ottenere la formazione desiderata.

I conduttori possono essere cordati per formare coppie, terne o insiemi di quattro; questi gruppi di conduttori così formati formano gli elementi del cavo. Gli elementi possono essere ulteriormente cordati in strati concentrici in modo da ottenere il numero desiderato di elementi.

Per evitare interferenze tra i diversi elementi (coppie, terne o gruppi di quattro), il passo di cordatura degli elementi adiacenti deve essere diverso. Quando ogni coppia o terna, o serie di quattro, è schermata singolarmente, non è necessario un passo di cordatura diverso.

2. La schermatura

La schermatura ha lo scopo di ridurre o eliminare possibili interferenze nei cavi. I cavi, e quindi i circuiti di strumentazione, possono essere soggetti alle seguenti interferenze:

1. (Stranding) and "cable elements"

The stranding consists in twisting the conductors with one another. The stranding pitch is the distance between a point of the spiral and the next point in which the spiral returns in the same geometrical position. Concentric-layer stranding, as in the case of the strand, is obtained by winding the peripheral conductors in one or more layers around a central wire or support in a spiral so as to obtain the desired formation. Conductors can be stranded to form pairs, triads or sets of four; these groups of conductors thus formed are the cable elements. The elements can be further stranded in concentric layers so as to obtain the desired number of elements. To prevent interference between the different elements (pairs, triads or sets of four), the stranding pitch of adjacent elements must be different. When each pair or triad, or set of four, is screened individually, a different stranding pitch is not needed.

2. The screening

The screening has the purpose of reducing or eliminating possible interferences in the cables.

Cables, and thus, instrumentation circuits, may be subject to the following noises:

- interferenze Cross-Talk. Sono trasmesse da una coppia (o terna, o serie di quattro) all'altra all'interno del cavo multiplo.
- interferenze indotte dall'esterno da fonti esterne ai cavi.

2.1. Schermatura contro le interferenze interne

Le Interferenze interne, o "Cross-Talk", vengono trasmesse in modo capacitivo o tramite induzione elettromagnetica, quando i segnali DC, AC o segnali pulsanti, vengono trasmessi nelle diverse coppie di cavi.

Le interferenze elettromagnetiche possono essere minime. Rumori capacitivi, invece, dovrebbero essere eliminati o ridotti. I metodi per la correzione di tali rumori interni consistono nella schermatura di ogni "elemento cavo" singolarmente, o nel differenziare il passo di cordatura degli elementi adiacenti (vedi par. 1).

La schermatura può essere realizzata utilizzando nastri di alluminio/Mylar di alcuni micron di spessore, avvolti ad elica. Il Mylar è una sottile pellicola di poliestere. Sotto la nastratura c'è un filo di "drenaggio" che, a contatto con l'alluminio, consente la messa a terra. La nastratura è avvolta con una sovrapposizione minima del 25% in modo da garantire una copertura al 100% anche quando il cavo è in flessione. La schermatura può essere effettuata in treccia o in fili di rame avvolti; tuttavia, questa soluzione non è molto utilizzata in quanto più costosa.

2.2. Schermatura contro le interferenze esterne

Nel caso di interferenze generate all'esterno del cavo, l'influenza dei campi magnetici ed elettrostatici non può essere trascurata. Il tipo di schermatura e del materiale utilizzato devono essere adatti al tipo di interferenza.

2.2.1. Le interferenze elettrostatiche

il campo elettrico che irradia da una linea di alimentazione o da un'altra fonte, si accoppia capacitivamente con i conduttori del cavo (induzione elettrostatica). Tale accoppiamento provoca un segnale di rumore che si sovrappone al segnale trasmesso nei conduttori. Per eliminare tale rumore, è necessario interrompere l'accoppiamento capacitivo tra sorgente esterna e i conduttori del cavo. Il metodo più efficace è interporre uno schermo elettrostatico intorno a tutti i conduttori. È possibile realizzare diversi tipi di schermature, ma quello che dà migliori risultati è realizzato con nastri in alluminio/Mylar o tecniche simili, con una copertura del 100% e filo di drenaggio.

2.2.2. Le interferenze elettromagnetiche

Una corrente che scorre in un conduttore produce un campo magnetico. Se il cavo di un circuito di strumentazione attraversa un campo magnetico, una forza elettromotrice viene indotta al suo interno, questa genera una corrente indotta. Queste correnti si sovrappongono al segnale da trasmettere creando così rumore. Il sistema più valido per eliminare questo tipo di rumore è cordare i conduttori che costituiscono gli elementi cavi (vedi paragrafo C1). Con la cordatura del conduttore è possibile realizzare una serie di anelli adiacenti che, quando immersi in un campo magnetico, tendono ad annullare l'effetto del rumore poiché la corrente è indotta in un anello in senso opposto rispetto alla corrente indotta nell'anello adiacente. Un altro metodo per ridurre interferenze magnetiche, anche se è meno efficace, consiste nella schermatura del cavo con nastri metallici magnetici, o inserendo il cavo in un tubo metallico magnetico, poiché la schermatura di materiale conduttivo potrebbe venire penetrata dalle linee di forza del campo magnetico, risultando così inutile.

- *Cross-Talk noises. They are transmitted from a pair (or triad, or set of four) to the other within the multiple cable.*
- *Noises induced from the exterior by external cable sources.*

2.1. Screening against internal interferences

Internal interferences, or "Cross-Talk", are transmitted in a capacitive way or via electromagnetic induction, when DC, AC or pulsing signals are transmitted in the different cable pairs.

Electromagnetic interferences can be minor. Capacitive noises, on the other hand, should be eliminated or reduced. The methods for correcting such internal noises consist in screening each cable element individually, or in differentiating the stranding pitch of adjacent elements (see par. 1).

The screening can be realised using aluminium/Mylar tapes having a few micron thickness, wrapped helically. Mylar is a thin polyester film. Under the taping there is a "drain" wire which, in contact with aluminium, allows earthing. The taping is wrapped with a minimum overlapping of 25% so as to guarantee a 100% coverage even when the cable is flexing. The screening can be performed in braiding or in wrapped copper wires; however, this solution is not very used since it is more expensive.

2.2. Screening against external interference

In the case of interferences generated outside the cable, the influence of magnetic and electrostatic fields can not longer be neglected. The type of screening and the material used must be suitable for the type of interference.

2.2.1. Electrostatic interference

The electrical field radiating from a power line or another source capacitively couples with the cable conductors (electrostatic induction). Such coupling causes a noise signal that overlaps to the signal transmitted in the conductors. To eliminate such noise, it is necessary to interrupt the capacitive coupling between external source and cable conductors. The most effective method is that of interposing an electrostatic screen around all conductors. It is possible to realise several types of screening, but the type with the best results is the one realised with aluminium/Mylar tapes or similar techniques, with a 100% coverage and earthed drain wire.

2.2.2. Electromagnetic interference

A current flowing into a conductor produces a magnetic field. If the cable of an instrumentation circuit crosses such magnetic field, an electromotive force is induced into it, which generates induced current. These currents overlap to the signal to transmit, thus creating noises. The most valid system to eliminate this type of noise is stranding (twisting) the conductors forming the cable elements (see paragraph C 1.)

With the conductor stranding it is possible to realise a series of adjacent rings that, when immersed in a magnetic field, tend to annul the noise effect since the current induced in a ring is in opposite direction with respect to the current induced in the adjacent ring. Another method to reduce magnetic noises, even though it is less effective, consists in screening the cable with magnetic metal tapes, or in inserting the cable into a magnetic metal tube, since screening of conductive material would be penetrated by the force lines of the magnetic field, thus being useless.

Armatura Armour

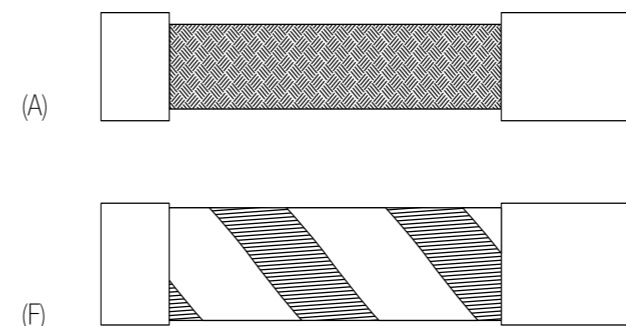
La funzione principale della corazza è dare protezione meccanica del cavo da urti e/o abrasioni, dai roditori, e anche per dare maggiore resistenza alla trazione durante l'installazione e la movimentazione. Oltre alla protezione meccanica, l'armatura può servire come uno schermo per i campi elettromagnetici e, in casi particolari, come conduttore di terra. Di conseguenza, i requisiti meccanici ed elettrici durante l'installazione del cavo e il funzionamento determinano il tipo di armatura da utilizzare.

3.1. Armatura a treccia in acciaio zincato (A), (SWB).

Armatura leggera che conferisce resistenza alla trazione. Esso consente un raggio di curvatura più piccolo rispetto alle altre armature; il livello di copertura deve essere almeno l'80%

3.2. Armatura a fili di acciaio zincato (F), (SWA).

Armatura con una buona protezione meccanica, adatta per carichi di trazione.



Permette una buona flessibilità del cavo; il livello di copertura è fino al 90%. È possibile aggiungere una controspirale in nastro d'acciaio zincato per una migliore protezione meccanica.

3.3. Armatura a nastro d'acciaio zincato (N), (STA).

Doppia armatura elicoidale con sovrapposizione. Eccellente protezione contro urti, compressione e roditori, ma non adatto per carichi di trazione. Conferisce la migliore protezione dai campi elettromagnetici rispetto ad altre armature.

3.4. Armatura in piattine di acciaio zincato (Z), (SSA).

Armatura con una buona protezione meccanica, adatta per carichi di trazione. Meno flessibile di armature di tipo F. È possibile aggiungere una controspirale in nastro d'acciaio zincato per una protezione meccanica superiore.



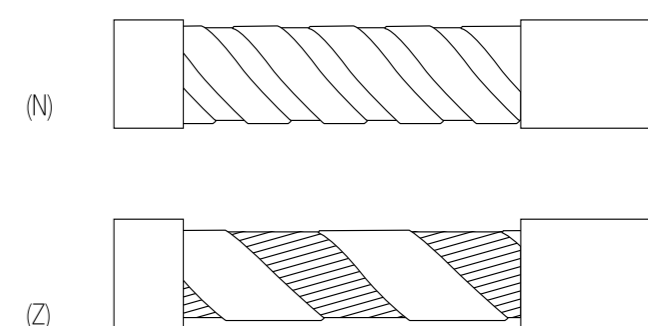
The main function of the armour is to give mechanical protection to the cable from shocks or abrasions, from rodents, and also to give more tensile strength during installation and handling. In addition to mechanical protection, the armour can serve as a screen for electromagnetic fields and, in particular cases, as earth conductor. As a consequence, mechanical and electrical requirements during the cable installation and operation determine the type of armour.

3.1. Galvanised steel braid armour (A), (SWB).

Light armour that imparts tensile strength. It allows a smaller bending radius compared to other armours; the coverage degree must be at least 80%.

3.2. Galvanised steel wire armour (F), (SWA).

Armour with good mechanical protection, suitable for tensile loads.



It allows a good cable flexibility; the coverage degree is up to 90%. It is possible to add a counterspiral in galvanised steel tape for a better mechanical protection.

3.3. Galvanised steel tape armour (N), (STA).

Dual helicoid armour with overlap. Excellent protection against shocks, compression and rodents, but not suitable for tensile loads. It imparts the best protection from electromagnetic fields with compared to other armours.

3.4. Galvanised steel plate armour (Z), (SSA).

Armour with good mechanical protection, suitable for tensile loads. Less flexible than F type armours. It is possible to add a counterspiral in galvanised steel tape for an higher mechanical protection.



Guaine Sheaths

4. Le guaine

Le guaine intermedie o esterne per cavi strumentazione, cavi di estensione e di compensazione, per termocoppie di solito sono costituite di cloruro di polivinile (PVC) e in alcuni casi in polietilene (PE). Nel caso di applicazioni particolari, è possibile utilizzare altri materiali senza alogeni o materiali resistenti al fuoco, per alte temperature e con bassa emissione di gas tossici e corrosivi.

4.1. Guaine intermedie

Le guaine intermedie sono necessarie se armature o guaine in piombo devono essere aggiunte al cavo. In questi casi, la loro funzione è quella di proteggere i conduttori dalle sollecitazioni meccaniche e dall'umidità. Installazione e temperature di funzionamento e il comportamento in caso di incendio, sono da considerarsi nella selezione di tali guaine intermedie.

4.2. Guaine esterne

Le guaine esterne per cavi hanno la funzione di proteggere gli elementi che formano il cavo dall'umidità, dall'azione di oli e agenti chimici e dalle radiazioni solari.

Perché la funzione protettiva sia efficace e perché la guaina resista nel tempo, il composto adatto deve essere selezionato secondo la posa, l'uso specifico del cavo e per l'ambiente in cui deve essere installato.

Le seguenti caratteristiche sono da considerare nella scelta del composto:

- Interno, esterno, posa interrata, in tubazioni, in cunicoli, in acqua, esposizione agli agenti atmosferici.
- Installazione e temperature di esercizio.
- Diverse sollecitazioni meccaniche durante l'installazione e il funzionamento.
- Presenza di agenti chimici nell'ambiente, oli, vapori o gas che possono degradare il materiale.
- Necessità di non propagazione del fuoco.
- La bassa emissione di fumi e gas tossici e corrosivi in caso di incendio.
- Assenza di alogeni.
- Colori guaine in base alla zona di applicazione o in base alla funzione del cavo.

4. The Sheaths

Intermediate and outer sheaths for instrumentation, extension and compensating cables, for thermocouples usually consist of polyvinyl chloride (PVC) and in few cases, of polyethylene (PE). In case of special applications, it is possible to use other halogen-free or fire-resistant materials, for high temperatures and with low toxic and corrosive gas emission.

4.1. The intermediate-sheaths

Intermediate sheaths are necessary if armours or lead sheaths must be added to the cable. In these cases, their function is to protect the conductors from mechanical loads and from humidity.

Installation and operation temperatures, and behaviour in case of fire, are to be considered in the selection of such intermediate sheaths.

4.2. Outer sheaths

Outer sheaths for cables have the function to protect the elements forming the cable from humidity, from the action of oils and chemical agents, and from sun radiations.

For the protective function to be effective, and the sheath to last in time, the suitable compound must be selected according to the laying, to the specific use of the cable and to the environment where the cable is installed.

The following features are to be considered in the selection of the compound:

- *Internal, external, underground laying, in piping, in trench ducts, in water bath, exposure to atmospheric agents.*
- *Installation and working temperatures.*
- *Various mechanical stresses during installation and operation.*
- *Presence of chemical agents in the environment, oils, vapours, or gases that may degrade the material.*
- *Need of not propagating fire.*
- *The low emission of smokes and toxic and corrosive gases in case of fire.*
- *Absence of halogens.*
- *Sheath colours based on the area of application or based on the cable function.*

Materiali per isolamento e guaine Materials for insulation and sheaths

1. PVC

Il PVC viene utilizzato per una vasta gamma di applicazioni grazie alla sua adattabilità. Può essere modificato con additivi in modo da adattarsi alle diverse proprietà richieste. Il PVC può raggiungere temperature massime di 70°C per mescole standard, di e 90°C per mescole speciali. Il PVC è autoestinguente e il suo grado di autoestinguenza può essere aumentata con additivi. Il PVC contiene cloro, un elemento alogeno. La maggior parte dei composti del PVC è resistente ad alcuni oli e solventi. Con alcuni additivi è possibile aumentare tale resistenza. Il PVC viene utilizzato sia nella costruzione di guaine intermedie ed esterne che per l'isolamento dei conduttori.

2. Polietilene (PE)

Il polietilene è un isolante eccellente con buone proprietà elettriche; ha una costante dielettrica molto bassa, stabile a tutte le frequenze e quindi ha una elevata resistenza elettrica. In termini di flessibilità, il polietilene può essere più o meno flessibile a seconda che esso sia a bassa densità (LDPE), il più flessibile, o ad alta densità (HDPE), il meno flessibile. Il polietilene di media densità è in una mescola intermedia (MDPE), il polietilene reticolato (XLPE) presenta una flessibilità paragonabile al LDPE, è molto resistente all'umidità e all'acqua. Il polietilene può raggiungere temperature massime di 70°C per LDPE, 80°C per HDPE, 85°C per XLPE. In generale, il polietilene ha buone caratteristiche di resistenza meccanica ed una buona resistenza agli oli e agli agenti chimici. Queste proprietà aumentano la densità del polietilene. Normalmente, il polietilene

1. PVC

PVC is used for a wide range of applications thanks to its adaptability. It can be modified with additives so as to adapt to the different required properties. PVC can reach maximum operating temperatures of 70°C for standard compounds, and 90°C for special heat-resistant compounds. PVC is self-extinguishing, and its self-extinguishing degree can be increased with additives. PVC contains chlorine, a halogen element. Most PVC compounds are resistant to some oils and solvents. With some additives, it is possible to increase such resistance. PVC is used both in the construction of intermediate and outer sheaths and in the insulation of conductors.

2. Polyethylene (PE)

Polyethylene is an excellent insulator with good electrical properties; it has a very low dielectric constant, stable at all frequencies, and thus it has a high electrical resistance. In terms of flexibility, polyethylene can be more or less flexible according to whether it is low density (LDPE), the most flexible one, or high density (HDPE), the least flexible. Medium density polyethylene is in an intermediate position (MDPE) whereas crosslinked polyethylene (XLPE) exhibits a flexibility comparable to the LDPE, it is very resistant to humidity and water. Polyethylene can reach maximum operating temperatures of 70°C for LDPE, 80°C for HDPE, 85°C for XLPE. In general, polyethylene has good mechanical resistance features and a good resistance to oils and chemical agents. These properties increase as the specific density of the polyethylene compound increases.

non è autoestinguente; una volta acceso, esso tende a gocciolare e a bruciare senza fiamma. Per questo motivo, il polietilene come materiale per guaine viene utilizzato solo per applicazioni sotterranee; per lo stesso motivo, i cavi con polietilene non devono essere utilizzati in ambienti chiusi. Grazie alla sua bassa costante dielettrica, il polietilene è usato come isolante dei conduttori dei cavi solo quando è necessario mantenere i valori di capacità di accoppiamento tra conduttore-conduttore e conduttore-schermo, molto bassi. I cavi con isolante in polietilene sono utilizzati in aree a sicurezza intrinseca.

3. Poliammide (PA)

Nella costruzione di cavi di strumentazione, il poliammide viene utilizzato solo nella composizione di una guaina speciale. Questa guaina è fatta di strati di nastri di alluminio e HAPE termosaldati e rivestiti con una guaina in poliammide supplementare. La guaina risultante è un'ottima barriera contro la penetrazione di liquidi e agenti chimici, e per questo motivo può essere utilizzato in molti casi come valida alternativa alle guaine in piombo. Il vantaggio ottenuto è un cavo più leggero con diametro inferiore.

4. Piombo

Le guaine di piombo sono la barriera più sicura contro l'umidità e gli idrocarburi e sono utilizzate per rivestire i cavi installati in impianti petrolchimici e raffinerie. La nota tossicità del piombo durante il processo di fabbricazione del cavo e durante l'uso e lo smaltimento, nonché l'alto costo del prodotto finito, tuttavia, lo rendono meno richiesto.

Comportamento dei materiali plastici al fuoco Behaviour of plastic materials with fire

1. Proprietà autoestinguenti e ritardanti di fuoco o fiamme.

Tutti i cavi isolati e con guaine in materiali plastici in genere bruciano ma un cavo autoestinguente che entra in contatto con il fuoco deve smettere di bruciare appena il fuoco si spegne. La proprietà di non propagazione alla fiamma di un cavo dipende da molti fattori: dal materiale utilizzato, dal suo spessore, dal suo peso per metro lineare e, soprattutto, dal sistema di installazione. La definizione di un cavo autoestinguente è puramente convenzionale, dal momento che è determinata dai risultati di prove specifiche come previsto dalle norme.

Le principali prove di autoestinguenza eseguite secondo le norme nazionali sono:

- CEI 20-35: Prova di non propagazione alla fiamma, eseguito sul cavo singolo in posizione verticale.
- CEI 20-22 II: Prova di non propagazione l'incendio eseguito su un fascio di cavi.

Le principali prove di autoestinguenza eseguite secondo gli standard internazionali sono:

- IEC 332-1: Prova non propagazione la fiamma eseguito sul cavo singolo in posizione verticale (corrispondente alla CEI 20-35, norma nazionale).
- IEC 332-3: Prova di non propagazione l'incendio eseguito su un fascio di cavi (diviso in tre categorie: A, B, e C che differiscono nella quantità espressa in litri per metro lineare del materiale plastico in prova).

2. Cavi di strumentazione senza alogeni, a bassa emissione di fumi, gas tossici e corrosivi.

I cavi privi di alogeni non contengono cloro, fluoro, bromo, iodio. I cavi in PVC, per esempio, contengono cloro. In caso di incendio, il forte sviluppo di fumo può ridurre la visibilità all'interno della struttura impedendo la localizzazione delle uscite di emergenza.

I gas tossici che si sviluppano durante la combustione sono una delle principali cause di morte di persone (anche se non vengono toccate dalle fiamme di un incendio) che sono esposte per troppo tempo alla loro azione. I gas tossici sono il prodotto della combustione di tutti gli ingredienti che formano la mescola. I gas corrosivi si combinano all'umidità per diventare acidi aggressivi (per esempio, gli acidi che si creano dall'emissione di alogeni) che possono danneggiare il sistema respiratorio degli esseri viventi e che possono corrodere i metalli. Anche quando il danno da fuoco è minimo, i gas corrosivi causano spesso danni significativi attraverso le condotte di ventilazione, anche nelle zone che sono non direttamente

Normally, polyethylene is not self-extinguishing; once ignited, it tends to drip and burn without flame. For this reason, polyethylene as material for sheaths is only used for underground applications; for the same reason, cables with polyethylene sheaths should not be used in closed environments.

Thanks to its low dielectric constant, polyethylene is used as insulator on cable conductors only when it is necessary to keep the coupling capacity values between conductor and conductor, and conductor and screen, very low. Cables with insulation in polyethylene are used in intrinsically safe areas.

3. Polyamide (PA)

In the construction of instrumentation cables, polyamide is only used in the composition of a special sheath. This sheath is made of layers of Aluminium Tape and HAPE heat sealed and coated with an additional polyamide sheath. The resulting sheath is an excellent barrier against the penetration of liquids and chemical agents, and for this reason it can be used in several cases as a valid alternative to lead sheaths. The advantages is a lighter cable with smaller diameter.

4. Lead

Lead sheaths are the safest barrier against humidity and hydrocarbons, and they are used to coat cables installed in petrochemical plants and refineries. However, the known toxicity of lead during the manufacturing process of the cable and during use and disposal, and the high cost of the finished product, make it less requested.

1. Self-extinguishing and fire or flame retardant properties.

All insulated cables and with sheaths in plastic materials usually burn, but a self-extinguishing cable that comes into contact with fire should stop burning as soon as the fire stops. Fire non-propagation properties of a cable depend on many factors: on the material used, on its thickness, on its weight per linear metre and above all, on the installation system. The definition of a self-extinguishing cable is purely conventional, since it is determined from the results of specific tests as provided by the Standards.

The main self-extinguishing tests performed according to national standards are:

- *CEI 20-35: flame non-propagation test executed on the single cable in vertical position.*
- *CEI 20-22 II: fire non-propagation test executed on a cable bundle*

The main self-extinguishing tests performed according to international standards are:

- *IEC 332-1: flame non-propagation test executed on the single cable in vertical position (corresponding to the CEI 20-35 national standard).*
- *IEC 332-3: fire non-propagation test executed on a cable bundle (divided into three categories: A, B, and C which differ in the quantity expressed in litres per linear metre of the plastic material under test).*

2. Halogen-free instrumentation cables, with low smoke, toxic and corrosive gas emission.

Halogen-free cables do not contain chlorine, fluorine, bromine, iodine. Cables in PVC, for example, contain chlorine.

In case of fire, the strong development of smoke can lower visibility in the building, so as to prevent the location of emergency exits.

Toxic gases developing during combustion are one of the main causes of death of people (even though they are not touched by the flames of a fire) that are exposed for too long to their action. Toxic gases are the product of combustion of all ingredients forming a compound of plastic material.

Corrosive gases combine with humidity to become aggressive acids (for example, acids that create from the emission of halogens) that may damage the breathing system of living beings, and that can corrode metals. Even when the damage from fire is minimum, corrosive gases often cause significant damages through ventilation ducts, even in areas that are not directly touched by the fire.

toccate dal fuoco. Gli elementi dei sistemi elettrici ed elettronici e le strutture in acciaio visibili o protette da cemento da sono particolarmente vulnerabili. Pertanto, è importante scegliere cavi privi di alogeni e a bassa emissione di fumi, gas tossici e corrosivi quando essi devono essere installati in ambienti chiusi.

Caratteristiche elettriche

Electrical features

Durante la progettazione è importante conoscere i parametri elettrici del cavo, la resistenza (R), l'induttanza (L), l'capacità (C). Questi parametri devono essere i più bassi possibili per dissipare meno energia.

1. Resistenza del conduttore

Come conseguenza del passaggio di corrente, il cavo diventa caldo; la resistenza è la fonte di calore principale e la causa della caduta di tensione sulla linea. Contenere il valore di resistenza è pertanto molto importante. Oltre alla resistenza specifica del materiale del conduttore, il valore di resistenza di una porzione del conduttore dipende dalla sua lunghezza e dalla sua sezione. Incidono inoltre, il variare della temperatura, i materiali, specifici cambiamenti di resistività, e la resistenza.

La resistenza può aumentare all'aumentare della frequenza. L'unità di misura della resistenza è espressa in ohm (Ω). Nel caso di un cavo, la resistenza totale dei due conduttori (la somma) che trasportano il segnale è considerato ed espresso in ohm per chilometro (Ω / Km).

2. Capacità (C)

Quando viene indotta tensione elettrica fra i conduttori di un cavo, le cariche elettriche si stabilizzano sui conduttori e il materiale dielettrico interposto polarizza. La quantità di cariche elettriche dipende da un parametro chiamato "capacità". Questo parametro dipende dalle dimensioni e dalla distanza dei conduttori e dal materiale dielettrico interposto. Se la tensione è variabile, una variazione di cariche si verifica ad ogni variazione. Ciò implica dissipazione di energia che modifica, in direzione e intensità, i campi elettrici presenti. I valori di capacità agiscono sui tempi di risposta del circuito.

Inoltre, il mantenimento di un basso valore di capacità è importante per cavi in aree di sicurezza intrinseca; minore è la capacità del cavo, minore è l'energia che si accumula nel cavo stesso. L'unità di misura della capacità è espressa in Farad (F). Nel caso di un cavo, la capacità per unità di lunghezza tra due conduttori (capacità reciproca) e tra conduttore e schermo, sono espressi in nanofarad per chilometro (nF/ Km).

3. Induttanza (L)

Il valore di induttanza dipende dalla sezione del conduttore, dalla cordatura e dal tipo di materiale del conduttore. Il valore di induttanza riguarda i tempi di risposta del circuito. Conduttori ferromagnetici in estensione o cavi di compensazione per termocoppie possono raggiungere alti valori di induttanza. L'induttanza è un parametro da considerare quando i cavi sono installati in zone pericolose.

L'unità di misura di induttanza è espressa in Henry (H). Nel caso di un cavo, l'induttanza è misurata in millihenry per chilometro (mH/Km).

4. Impedenza caratteristica (Z)

Elettricamente parlando, un cavo è un carico di impedenza.

R, C, L sono i parametri del cavo e si riferiscono alla coppia di conduttori; il risultato della loro "somma" è il valore di impedenza. Il valore di Z determina la caduta di tensione da un'estremità all'altra di due conduttori di segnale. Aumentando il valore di Z anche la tensione aumenta o, nella pratica, il valore di ampiezza del segnale da trasmettere diminuisce. Questa riduzione di segnale è definita come attenuazione.

L'unità di misura dell'impedenza è espressa in ohm (Ω). Bassi valori di attenuazione consentono di raggiungere maggiori distanze di trasmissione e meno distorsione del segnale.

The elements of electric and electronic systems, and visible or cement-protected steel structures are especially vulnerable.

Thus, it is important to choose halogen-free cables with low smoke, toxic and corrosive gas emission when they are to be installed in closed environments.

During design, it is important to know the electrical parameters of the cable, resistance (R), inductance (L), capacity (C). These parameters must be as low as possible to dissipate less energy.

1. Conductor resistance

Following the passage of current, the cable becomes hot; the resistance is the main heat source and the cause of voltage drop on the line. Therefore, containing the resistance value is very important.

Besides the specific resistance of the conductor material, the resistance value of a conductor portion depends on its length and on its section.

In addition, as the material temperature changes, the specific resistivity changes, and thus, also resistance.

Finally, resistance can increase as frequency increases.

The unit of measure of resistance is expressed in ohm (Ω). In the case of a cable, the total resistance of the two conductors (the sum) carrying the signal by the length unit is considered and expressed in ohm per kilometre (Ω/Km).

2. Capacity (C)

When electrical voltage is applied between the conductors of a cable, electric charges stabilise on the conductors, and the interposed dielectric material polarises. The quantity of electric charges depends on a parameter called capacity. This parameter depends on the size and on the distance of the conductors, and on the interposed dielectric material. If tension is variable, a charges variation occurs at each variation. This implies energy dissipation to modify, in direction and intensity, the electrical fields present. The capacity values affects the circuit response times. Moreover, maintaining a low capacity value is important in cables for intrinsically safety areas; the lower the cable capacity, the less the energy accumulates in the same cable.

The unit of measure of capacity is expressed in Farad (F). In the case of a cable, the capacity per length unit between two conductors (mutual capacity) and that between conductor and screen, are considered, expressed in nano-farad per kilometre (nF/Km).

3. Inductance (L)

The inductance value depends on the conductor section, on the stranding and on the type of material of the conductor.

The inductance value affects the circuit response times.

Ferromagnetic conductors in extension or compensating cables for thermocouples can reach high inductance values. This is to be considered when cables are installed in dangerous or intrinsically safety areas.

The unit of measure of inductance is expressed in Henry (H). In the case of a cable, inductance is measured in milli-Henry per kilometre (mH/Km).

4. Characteristic impedance (Z)

Electrically speaking, a cable is an impedance load. R, C, L are the cable parameters, and they are referred to the conductor pair, and the result of their "sum" is the impedance value. The value of Z determines the voltage drop from one end to the other of two conductors carrying a signal. By increasing the value of Z, also the voltage drop increases, or in the practice, the amplitude value of the signal to be transmitted decreases. This signal reduction is defined as attenuation.

The unit of measure of impedance is expressed in ohm (Ω). Low attenuation values allow reaching greater transmission distances and less signal distortion.



Tabella di identificazione cavi

Cable designation code

	Identification according to CEI Unel 35011	Abbreviations of materials	Max temperature	Description
Conductor	F	-	-	Flexible copper conductor to IEC 60228 class 5
	FF	-	-	Extra Flexible copper conductor to IEC 60228 class 6
	R	-	-	Stranded copper conductor to IEC 60228 class 2
	U	-	-	Rigid copper conductor to IEC 60228 class 1
Insulating materials	E	PE	70÷90	Thermoplastic polyethylene compound
	T	MGT	-	Mica glass tape
	E4	XLPE	90	Crosslinked polyethylene compound
	G4	SR	200	Silicone Rubber
	G5	EPR	85÷110	Ethylene propylene rubber compound
	G7	HEPR	90	High module ethylene propylene rubber compound
	G10	HFFR-XLPO	85÷115	Halogen free flame retardant crosslinked elastomeric compound
	R	PVC	70	Quality T11 and T12 compound
	R2	PVC	70	Quality R2 compound
	R4	NC	-	Polyamide PA (6 and 12)
	R7	PVC	90	Quality T13 compound
	R5F	FEP	205	Fluorine-ethylene-propylene (Teflon®)
	R5M	MFA	230	Methylvinyletherfluoralkoxy
R5P	PFA	260	Perfluoroalkoxy	
Cable shape	O	-	-	Round shape cable, joined with or without filler
	X	-	-	Cores twisted as a visible helicoid
	D	-	-	Flat shape cable, sided cores
Screen materials	H	IS/OS*	-	Aluminium/Polyester shield
	H1	CTS/CWS	-	Coper tape or copper wire spiral screen
	H2	CWB/TCWB	-	Copper or tinned wire braid
	H5	ALPE	-	Screen in tape or strips or copper wires
Armour materials	A	GSWB	-	Galvanized steel wire braid
	F	GSWA	-	Galvanized steel wire armour
	L	LC	-	Lead alloy cover
	N	GSTA	-	Double galvanized steel tape armor
Sheath materials	Z	GSFA	-	Galvanized steel flat wire armor
	E	PE	70	Quality Ez compound
	R	PVC	70÷90	TM1, TM2 or Rz compound
	M1	LSZH	70÷90	Quality M1 thermoplastic compound
	M2	XL-LSZH	90÷125	Quality M2 crosslinked compound

*IS = on single element

*OS = over all elements



Cavi termocoppia di estensione e compensazione

Extension and compensating cables for thermocouples

Type of Thermocouple	Cable type		Cables colour codes according to:					Type of Thermocouple	
	Extension Cable	Compensating Cable	(Internat)	(D)	(USA)	(UK)	(F)		(J)
T +Cu -CuNi	TX								-25/+100°C
E +NiCr -CuNi	EX								-25/+200°C
J +Fe -CuNi	JX								-25/+200°C
K +NiCr - Ni	KX								-25/+200°C
K +NiCr - Ni		KCA							0/+100°C
K +NiCr - Ni		KCB							0/+150°C
N +NiCrSi -NiSi	NX								-25/+200°C
N +NiCrSi -NiSi		NC							0/+150°C
R +PtRh 13% -Pt		RCA							0/+100°C
R +PtRh 13% -Pt		RCB							0/+200°C
S +PtRh 10% -Pt		SCA							0/+100°C
S +PtRh 10% -Pt		SCB							0/+200°C
B PtRh 30% PtRh 6%		BC							0/+100°C

Extension cables for thermocouples are constructed with materials having the same composition as the thermocouple materials. They are defined by letter X that follows the thermocouple definition letter. For example TX.

Compensating cables for thermocouples are constructed with materials having different composition with respect to thermocouple materials. They are defined by letter C that follows the thermocouple definition letter. For example KC.

The compensating cable for thermocouple B can be realised with two copper conductors; in this case tolerance will be ± 3.5°C.

Tabella costruzione conduttore

Wire stranding table

Conductor make up: IEC 60228 CEI 2029

Cross section	Multi-stands to VDE 0295 Class 2	Multi-wire conductors	Fire wire conductors VDE 0295 Class 5	Superfine strands to VDE 0295 Class 6	Conductor diameters	
					mm	inches
0.14				18 x 0.1	36 x 0.07	72 x 0.05
0.25			14 x 0.15	32 x 0.1	65 x 0.07	128 x 0.05
0.34		7 x 0.25	19 x 0.15	42 x 0.1	88 x 0.07	174 x 0.05
0.38		7 x 0.27	12 x 0.20	48 c 0.1	100 x 0.07	194 x 0.05
0.5	7 x 0.30	7 x 0.30	16 x 0.20	64 x 0.1	131 x 0.07	256 x 0.05
0.75	7 x 0.37	7 x 0.37	24 x 0.20	96 x 0.1	195 x 0.07	384 x 0.05
1.0	7 x 0.43	7 x 0.43	32 x 0.20	128 x 0.1	260 x 0.07	512 x 0.05
1.5	7 x 0.52	7 x 0.52	30 x 0.25	192 x 0.1	392 x 0.07	768 x 0.05
2.5	7 x 0.67	19 x 0.14	50 x 0.25	320 x 0.1	651 x 0.07	1280 x 0.05
4	7 x 0.85	19 x 0.52	56 x 0.30	512 x 0.1	1040 x 0.07	
6	7 x 1.05	19 x 0.64	84 x 0.30	768 x 0.1	1560 x 0.07	
10	7 x 1.35	19 x 0.51	80 x 0.40	1280 x 0.1	2600 x 0.07	
16	7 x 1.70	19 x 0.65	128 x 0.40	2048 x 0.1		
25	7 x 2.13	49 x 0.51	200 x 0.40	3200 x 0.1		
35	7 x 2.52	49 x 0.65	280 x 0.40			
50	19 x 1.83	84 x 0.62	400 x 0.40			
70	19 x 2.17	133 x 0.58	356 x 0.50			
95	19 x 2.52	133 x 0.69	485 x 0.50			
120	37 x 2.03	189 x 0.69	614 x 0.50			
150	37 x 2.27	259 x 0.69	765 x 0.50			
185	37 x 2.52	336 x 0.67	944 x 0.50			
240	61 x 2.24	392 x 0.69	1225 x 0.50			
300	61 x 2.50	494 x 0.69	1530 x 0.50			
400	61 x 89	790 x 0.70	2035 x 0.50			
500	61 x 3.23		1768 x 0.60			

Tabella di conversione mm²/AWG

American wire gauge conversion table








Cross section area	AWG	N° of wires	Single wire diameter	Conductor diameter	Electrical resistance of single conductor at 20 °C acc. to IEC 344	
					Ω/Km	Ω/1000 feet
			mm	mm	Ω/Km	Ω/1000 feet
0.033	32	1	0.203	0.203	559	170
0.034	32	7	0.079	0.237	559	170
0.051	30	1	0.254	0.254	357	109
0.057	30	7	0.102	0.306	326	99.4
0.08		10	0.10	0.400	244	74.5
0.081	28	1	0.320	0.320	221	64.1
0.089	28	7	0.127	0.381	210	42.2
0.128	26	1	0.404	0.404	139	42.2
0.14		18	0.10	0.500	136	41.4
0.141	26	7	0.160	0.480	132	40.4
0.155	26	19	0.102	0.510	120	36.6
0.205	24	1	0.511	0.511	86.8	26.4
0.227	24	7	0.203	0.609	82.3	25.1
0.241	24	1	0.127	0.635	77.5	23.6
0.25		14	0.15	0.660	75.4	23.0
0.325	22	1	0.643	0.643	54.7	16.7
0.34		7	0.25	0.750	54.3	16.5
0.355	22	7	0.254	0.762	52.6	16.0
0.382	22	19	0.160	0.800	78.8	14.9




Tabella di conversione mm²/AWG

American wire gauge conversion table

Cross section area	AWG	N° of wires	Single wire diameter	Conductor diameter	Electrical resistance of single conductor at 20 °C acc. to IEC 344	
					Ω/Km	Ω/1000 feet
			mm	mm	Ω/Km	Ω/1000 feet
0.50		1	0.80	0.80	35.3	10.8
0.50		7	0.31	0.930	35.3	10.8
0.50		16	0.20	0.940	37.1	11.3
0.519	20	1	0.813	0.813	34.2	10.4
0.563	20	7	0.320	0.960	32.5	9.90
0.616	20	19	0.203	1.015	30.3	9.24
0.75		7	0.37	1.110	24.3	7.41
0.75		24	0.20	1.200	24.7	7.54
0.785		1	1.00	1.000	22.6	6.89
0.824	18	1	1.024	1.024	21.6	6.57
0.897	18	7	0.404	1.212	20.4	6.21
0.963	18	19	0.254	1.270	19.4	5.90
1.00		1	1.13	1.130	17.7	5.40
1.00		7	0.433	1.290	18.0	5.48
1.307	16	1	1.290	1.290	13.6	4.14
1.430	16	7	0.51	1.530	12.8	3.90
1.229	16	19	0.287	1.435	15.2	4.62
1.50		1	1.38	1.380	11.9	3.62
1.50		7	0.53	1.590	11.8	3.61
1.50		48	0.20	1.680	12.4	3.77
1.936	14	19	0.361	1.805	9.40	2.87
2.082	14	1	1.628	1.628	8.53	2.60
2.50		1	1.79	1.790	7.06	2.15
2.50		7	0.67	2.010	7.41	2.26
2.50		50	0.25	2.100	7.60	2.32
3.085	12	19	0.455	2.275	5.92	1.80
3.301	12	1	2.052	2.052	5.37	1.64
4.00		1	2.26	2.260	4.43	1.35
4.00		56	0.30	2.700	4.71	1.44
4.743	10	37	0.404	2.828	3.86	1.18
5.006	10	49	0.361	2.946	3.65	1.11
5.260	10	1	2.588	2.588	3.38	1.03
6.00		1	2.76	2.270	2.97	0.905
6.00		84	0.30	3.210	3.14	0.957
8.367	8	1	3.264	3.264	2.12	0.647
8.579	8	133	0.287	3.820	2.17	0.661
10.00		1	3.57	3.570	1.77	0.541
10.00		80	0.40	4.164	1.92	0.554
13.300	6	1	4.110	4.110	1.33	0.407
13.553	6	133	0.361	4.805	1.34	0.409
16.00		1	4.52	4.520	1.11	0.338
16.00		128	0.40	5.800	1.14	0.347
21.593	4	133	0.455	6.856	0.846	0.258
25.00		200	0.40	7.700	0.728	0.222
33.696	2	665	0.254	8.700	0.553	0.169
35.00		280	0.40	8.800	0.520	0.158
41.398	1	817	0.254	9.500	0.450	0.137
50.00		400	0.40	10.400	0.364	0.111
52.951	0	1045	0.254	10.900	0.352	0.107

Tabella codifica colori Cable cores color coding

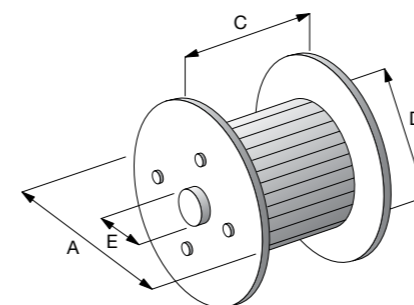
Cavi Energia Energy Cables		
N°of Cores	Cores Identification European Harmonization HD 308 S2	
2 Cores - Brown - Blue		
3 Cores - Brown - Blue - green/yellow		Or Brown - Black - Grey 
4 Cores - Brown - Black - Grey - Green/Yellow		Or Grey - Blue  Brown - Black 
5 Cores - Blue - Brown - Black - Grey - Green/Yellow		

Cavi Strumentali Instrument Cables		
N°of Cores	Cores Identification European Harmonization HD 308 S2	
2 Cores - Black - White		3 Cores - Black - White - Red 
4 Cores - Black - White - Red - Blue		

Resistenza Elettrica dei conduttori Conductor electrical resistance

Nominal Cross-section [mm ²]	Copper DC Resistance (at 20°C)		Maximum Resistance (at 90°C for XLPE)
	[Ω/km]	(at 70°C for PVC) [Ω/km]	(at 90°C for XLPE) [Ω/km]
1,5	12,1	14,5	15,4
2,5	7,41	8,87	9,45
4	4,61	5,52	5,88
6	3,08	3,69	3,93
10	1,83	2,19	2,33
16	1,15	1,38	1,47
25	0,727	0,872	0,927
35	0,524	0,628	0,669
50	0,387	0,464	0,494
70	0,268	0,322	0,342
95	0,193	0,233	0,247
120	0,153	0,186	0,196
150	0,124	0,152	0,160
185	0,099	0,122	0,128
240	0,0754	0,0948	0,0988
300	0,0601	0,0774	0,0800
400	0,0470	0,0619	0,0641
500	0,0366	0,0495	0,0514
630	0,0283	0,0405	0,0421
800	0,0221	0,0332	0,0350
1000	0,0176	0,0273	0,0302

Caratteristiche e capienza delle bobine Features and capacity for the drums



TIPO TYPE	A (mm)	B (mm)	C (mm)	E (mm)	PESO WEIGHT (kg)	PESO DOGHE STAVES WEIGHT (kg)	VOL. PER SPEDIZIONE VOLUME FOR SHIPMENT (m ³)
06	630	315	450	82	17	11	0.17
07	710	355	550	82	22	16	0.25
08	800	400	600	82	28	21	0.34
09	900	450	600	82	43	23	0.42
10	1000	500	710	82	54	30	0.62
12	1250	630	810	82	100	42	1.10
14	1450	710	930	82	145	56	1.60
16	1650	900	1130	82	225	75	2.40
18	1850	1120	1350	82	345	106	3.70
20	2000	1250	1400	128	420	121	4.50

Eurocavi fornisce imballi speciali, bobine e pallets garantiti secondo lo standard PEFC (Programme for the Endorsement of Forest Certification) e lo standard internazionale FAO ISPM 15.

Eurocavi provides special packaging, drums and pallets guaranteed according to the PEFC standard (Programme for the Endorsement of Forest Certification) and the international standard FAO ISPM 15.



Capacità bobine

Drums capacity

Drum Size Cable Ø	630	710	800	900	1000	1250	1400	1600	1800	2000
mm	m	m	m	m	m	m	m	m	m	m
5	2778	4323	6379	8074	12300					
6	1929	3002	4430	5607	8542					
7	1418	2206	3255	4119	6276					
8	1085	1689	2492	3154	4805					
9	858	1335	1969	2492	3797					
10	695	1081	1595	2019	3075	5191				
11	574	894	1318	1668	2542	4290				
12	483	751	1108	1402	2136	3605				
13	411	640	944	1195	1820	3072				
14	355	552	814	1030	1569	2649				
15	309	481	709	898	1367	2307	3431			
16	272	423	623	789	1202	2028	3015			
17	241	374	552	699	1064	1797	2671			
18	215	334	493	623	950	1603	2383			
19	193	300	442	560	852	1438	2139			
20	174	271	399	505	769	1298	1930	2784		
21	158	246	362	458	698	1178	1751	2525		
22	144	224	330	417	636	1073	1595	2301		
23	132	205	302	382	582	982	1460	2105		
24	121	188	277	351	534	902	1340	1933		
25	112	173	256	323	492	831	1235	1782	2561	
26		160	236	299	455	768	1142	1647	2367	
27		149	219	277	422	713	1059	1528	2195	
28		138	204	258	393	663	985	1421	2041	
29		129	190	240	366	618	918	1324	1903	
30		121	178	225	342	577	858	1238	1778	2183
31			166	211	320	541	804	1159	1665	2044
32			156	198	301	507	754	1088	1563	1919
33			147	186	283	507	709	1023	1470	1804
34			138	175	266	450	668	964	1385	1700
35			131	165	252	424	631	909	1307	1604
36				156	238	401	596	860	1235	1516
37				148	225	380	564	814	1169	1435
38				140	213	360	535	771	1109	1361
39				133	203	342	508	732	1052	1292
40				127	193	325	483	696	1001	1228
41					183	309	460	663	952	1169
42					175	295	438	632	908	1114
43					167	281	418	603	866	1063
44					159	269	399	576	827	1015
45					152	257	382	550	791	970
46						246	365	527	757	929
47						235	350	504	725	890
48						226	335	484	695	853
49						217	322	464	667	819
50						208	309	446	641	786

Power & Control Cables



Pag. 25

Instrumental Cables




Pag. 58

Thermocouple Cables




Pag. 95

Cavi energia
Energy cables



CAVO, ISOLATO IN PVC, NON ARMATO, NON PROPAGANTE INCENDIO
FLAME RETARDANT, UNARMOURED, PVC INSULATED
PVC/PVC - 0,6/1KV

CONSTRUCTION SPECIFICATIONS



CONDUCTOR:
Plain annealed Tinned Copper, stranding to class 2 (IEC 60228)

INSULATION:
PVC (Polyvinylchloride)

OUTER SHEATH:
PVC (Polyvinylchloride) Black RAL 9005

APPLICATIONS: Low voltage power and control cables are used for electricity supply in low voltage installation. Armoured cables are well adapted to underground use in industrial applications. Both versions with lead cover an enhanced resistance to aromatic hydrocarbon.

APPLICABLE STANDARD

	CONSTRUCTION	IEC 60502-1
	CONDUCTOR	IEC 60228
	FLAME RETARDANT	IEC 60332-1
	FIRE PROPAGATION	IEC 60332-3

DIMENSIONAL & ELECTRICAL PROPERTIES

	OPERATING VOLTAGE	600/1000 V
	TESTING VOLTAGE	3500 V
	CONDUCTOR TEMP.	70 °C
	SHORT-CIRCUIT TEMP.	160 °C
	ENVIRONMENTAL TEMP.	-20/+70 °C
	INSTALLATION TEMP.	-5/+50 °C

MARKING: <Year> EUROCAVI - PVC/PVC - 600/1000V - N° of cores x Cross-section - IEC 60332-3 <Work Order #> - Meter Marking # - CE

Code	N° cores x cross section	Radial thickness insulation	Core Ø	Radial thickness outer sheath	Outer Ø	Weight
		mm	mm	mm	mm	Kg/km
P000-01NO-01X00015R	1 x 1,5	0,80	3,16	1,40	5,96	54
P000-01NO-01X00025R	1 x 2,5	0,80	3,61	1,40	6,41	68
P000-01NO-01X00040R	1 x 4	1,00	4,55	1,40	7,35	95
P000-01NO-01X00060R	1 x 6	1,00	5,15	1,40	7,95	121
P000-01NO-01X00100R	1 x 10	1,00	6,05	1,40	8,85	168
P000-01NO-01X00160R	1 x 16	1,00	7,10	1,40	9,90	235
P000-01NO-01X00250R	1 x 25	1,20	9,15	1,40	11,95	376
P000-01NO-01X00350R	1 x 35	1,50	10,92	1,40	13,72	508
P000-01NO-01X00500R	1 x 50	1,40	12,55	1,40	15,35	678
P000-01NO-01X00700R	1 x 70	1,40	14,44	1,40	17,25	922
P000-01NO-01X00950R	1 x 95	1,60	16,55	1,40	19,35	1234
P000-01NO-01X01200R	1 x 120	1,60	18,20	1,40	21,00	1520
P000-01NO-01X01500R	1 x 150	1,80	20,52	1,40	23,33	1865
P000-01NO-01X01850R	1 x 185	2,00	22,69	1,40	25,49	2309
P000-01NO-01X02400R	1 x 240	2,20	25,40	1,40	28,20	2885
P000-01NO-01X03000R	1 x 300	2,40	28,25	1,40	31,05	3566
P000-01NO-01X04000R	1 x 400	2,60	30,85	1,40	33,65	4233
P000-01NO-01X05000R	1 x 500	2,80	34,40	1,40	37,20	5286
P000-01NO-01X06300R	1 x 630	2,80	35,75	1,40	38,55	5756
P000-05NO-02X00015R	2 x 1,5	0,80	3,16	1,80	9,92	116
P000-05NO-02X00025R	2 x 2,5	0,80	3,61	1,80	10,82	145
P000-05NO-02X00040R	2 x 4	1,00	4,55	1,80	12,70	203
P000-05NO-02X00060R	2 x 6	1,00	5,15	1,80	13,90	260
P000-05NO-02X00100R	2 x 10	1,00	6,05	1,80	15,70	364
P000-05NO-02X00160R	2 x 16	1,00	7,10	1,80	17,80	512
P000-05NO-02X00250R	2 x 25	1,20	9,15	1,80	21,90	842
P000-05NO-02X00350R	2 x 35	1,50	10,92	1,80	25,44	1170
P000-05NO-02X00500R	2 x 50	1,40	12,55	1,80	28,70	1608
P000-05NO-02X00700R	2 x 70	1,40	14,44	1,80	32,49	2271
P000-05NO-02X00950R	2 x 95	1,60	16,55	1,80	36,70	3186
P000-05NO-02X01200R	2 x 120	1,60	18,20	1,80	40,00	4077
P000-05NO-02X01500R	2 x 150	1,80	20,52	1,80	44,65	5283
P000-05NO-02X01850R	2 x 185	2,00	22,69	1,80	48,98	6893

Code	N° cores x cross section	Radial thickness insulation	Core Ø	Radial thickness outer sheath	Outer Ø	Weight
		mm	mm	mm	mm	Kg/km
P000-05NO-02X02400R	2 x 240	2,20	25,40	1,80	54,40	9188
P000-05NO-02X03000R	2 x 300	2,40	28,25	1,80	60,10	12141
P000-05NO-03X00015R	3 x 1,5	0,80	3,16	1,80	10,43	144
P000-05NO-03X00025R	3 x 2,5	0,80	3,61	1,80	11,40	185
P000-05NO-03X00040R	3 x 4	1,00	4,55	1,80	13,43	266
P000-05NO-03X00060R	3 x 6	1,00	5,15	1,80	14,73	349
P000-05NO-03X00100R	3 x 10	1,00	6,05	1,80	16,67	500
P000-05NO-03X00160R	3 x 16	1,00	7,10	1,80	18,94	721
P000-05NO-03X00250R	3 x 25	1,20	9,15	1,80	23,37	1221
P000-05NO-03X00350R	3 x 35	1,50	10,92	1,80	27,19	1727
P000-05NO-03X00500R	3 x 50	1,40	12,55	1,80	30,71	2416
P000-05NO-03X00700R	3 x 70	1,40	14,44	1,80	34,80	3473
P000-05NO-03X00950R	3 x 95	1,60	16,55	1,80	39,35	4951
P000-05NO-03X01200R	3 x 120	1,60	18,20	1,80	42,92	6407
P000-05NO-03X01500R	3 x 150	1,80	20,52	1,80	47,93	8402
P000-05NO-03X01850R	3 x 185	2,00	22,69	1,80	52,62	11078
P000-05NO-03X02400R	3 x 240	2,20	25,40	1,80	58,47	14928
P000-05NO-03X03000R	3 x 300	2,40	28,25	1,80	64,62	19912
P000-05NO-03X04000R	3 x 400	2,60	30,85	1,80	70,24	25268
P000-05NO-04X00015R	4 x 1,5	0,80	3,16	1,80	11,25	174
P000-05NO-04X00025R	4 x 2,5	0,80	3,61	1,80	12,34	229
P000-05NO-04X00040R	4 x 4	1,00	4,55	1,80	14,62	336
P000-05NO-04X00060R	4 x 6	1,00	5,15	1,80	16,07	446
P000-05NO-04X00100R	4 x 10	1,00	6,05	1,80	18,25	651
P000-05NO-04X00160R	4 x 16	1,00	7,10	1,80	20,79	955
P000-05NO-04X00250R	4 x 25	1,20	9,15	1,80	25,75	1658
P000-05NO-04X00350R	4 x 35	1,50	10,92	1,80	30,03	2389
P000-05NO-04X00500R	4 x 50	1,40	12,55	1,80	33,97	3398
P000-05NO-04X00700R	4 x 70	1,40	14,44	1,80	38,56	4969
P000-05NO-04X00950R	4 x 95	1,60	16,55	1,80	43,66	7202
P000-05NO-04X01200R	4 x 120	1,60	18,20	1,80	47,65	9426
P000-05NO-04X01500R	4 x 150	1,80	20,52	1,80	53,27	12521
P000-05NO-04X01850R	4 x 185	2,00	22,69	1,80	58,51	16683

CAVO, ISOLATO IN PVC, NON ARMATO, NON PROPAGANTE INCENDIO
FLAME RETARDANT, UNARMoured, PVC INSULATED
PVC/PVC - 0,6/1kV

Code	N° cores x cross section	Radial thickness insulation	Core Ø	Radial thickness outer sheath	Outer Ø	Weight
		mm	mm	mm	mm	Kg/km
P000-05NO-04X02400R	4 x 240	2,20	25,40	1,80	65,07	22728
P000-05NO-04X03000R	4 x 300	2,40	28,25	1,80	71,97	30594
P000-05NO-04X04000R	4 x 400	2,60	30,85	1,80	78,26	39092
P000-05NO-05X00015R	5 x 1,5	0,80	3,16	1,80	12,14	207
P000-05NO-05X00025R	5 x 2,5	0,80	3,61	1,80	13,35	275
P000-05NO-05X00040R	5 x 4	1,00	4,55	1,80	15,89	409
P000-05NO-05X00060R	5 x 6	1,00	5,15	1,80	17,51	551
P000-05NO-05X00100R	5 x 10	1,00	6,05	1,80	19,94	816
P000-05NO-05X00160R	5 x 16	1,00	7,10	1,80	22,77	1215
P000-05NO-05X00250R	5 x 25	1,20	9,15	1,80	28,31	2162
P000-05NO-05X00350R	5 x 35	1,50	10,92	1,80	33,09	3170
P000-05NO-05X00500R	5 x 50	1,40	12,55	1,80	37,48	4581
P000-05NO-05X00700R	5 x 70	1,40	14,44	1,80	42,60	6806
P000-05NO-03G00015R	3 x 1,5	0,80	3,16	1,80	10,43	144
P000-05NO-03G00025R	3 x 2,5	0,80	3,61	1,80	11,40	185
P000-05NO-03G00040R	3 x 4	1,00	4,55	1,80	13,43	266
P000-05NO-03G00060R	3 x 6	1,00	5,15	1,80	14,73	349
P000-05NO-03G00100R	3 x 10	1,00	6,05	1,80	16,67	500
P000-05NO-03G00160R	3 x 16	1,00	7,10	1,80	18,94	721
P000-05NO-03G00250R	3 x 25	1,20	9,15	1,80	23,37	1221
P000-05NO-03G00350R	3 x 35	1,50	10,92	1,80	27,19	1727
P000-05NO-03G00500R	3 x 50	1,40	12,55	1,80	30,71	2416
P000-05NO-03G00700R	3 x 70	1,40	14,44	1,80	34,80	3473
P000-05NO-03G00950R	3 x 95	1,60	16,55	1,80	39,35	4951
P000-05NO-03G01200R	3 x 120	1,60	18,20	1,80	42,92	6407
P000-05NO-03G01500R	3 x 150	1,80	20,52	1,80	47,93	8402
P000-05NO-03G01850R	3 x 185	2,00	22,69	1,80	52,62	11078
P000-05NO-03G02400R	3 x 240	2,20	25,40	1,80	58,47	14928
P000-05NO-03G03000R	3 x 300	2,40	28,25	1,80	64,62	19912
P000-05NO-03G04000R	3 x 400	2,60	30,85	1,80	70,24	25268
P000-05NO-04G00015R	4 x 1,5	0,80	3,16	1,80	11,25	174
P000-05NO-04G00025R	4 x 2,5	0,80	3,61	1,80	12,34	229
P000-05NO-04G00040R	4 x 4	1,00	4,55	1,80	14,62	336
P000-05NO-04G00060R	4 x 6	1,00	5,15	1,80	16,07	446
P000-05NO-04G00100R	4 x 10	1,00	6,05	1,80	18,25	651
P000-05NO-04G00160R	4 x 16	1,00	7,10	1,80	20,79	955
P000-05NO-04G00250R	4 x 25	1,20	9,15	1,80	25,75	1658
P000-05NO-04G00350R	4 x 35	1,50	10,92	1,80	30,03	2389
P000-05NO-04G00500R	4 x 50	1,40	12,55	1,80	33,97	3398
P000-05NO-04G00700R	4 x 70	1,40	14,44	1,80	38,56	4969
P000-05NO-04G00950R	4 x 95	1,60	16,55	1,80	43,66	7202
P000-05NO-04G01200R	4 x 120	1,60	18,20	1,80	47,65	9426
P000-05NO-04G01500R	4 x 150	1,80	20,52	1,80	53,27	12521
P000-05NO-04G01850R	4 x 185	2,00	22,69	1,80	58,51	16683
P000-05NO-04G02400R	4 x 240	2,20	25,40	1,80	65,07	22728
P000-05NO-04G03000R	4 x 300	2,40	28,25	1,80	71,97	30594
P000-05NO-04G04000R	4 x 400	2,60	30,85	1,80	78,26	39092
P000-05NO-05G00015R	5 x 1,5	0,80	3,16	1,80	12,14	207
P000-05NO-05G00025R	5 x 2,5	0,80	3,61	1,80	13,35	275
P000-05NO-05G00040R	5 x 4	1,00	4,55	1,80	15,89	409
P000-05NO-05G00060R	5 x 6	1,00	5,15	1,80	17,51	551
P000-05NO-05G00100R	5 x 10	1,00	6,05	1,80	19,94	816
P000-05NO-05G00160R	5 x 16	1,00	7,10	1,80	22,77	1215
P000-05NO-05G00250R	5 x 25	1,20	9,15	1,80	28,31	2162
P000-05NO-05G00350R	5 x 35	1,50	10,92	1,80	33,09	3170
P000-05NO-05G00500R	5 x 50	1,40	12,55	1,80	37,48	4581
P000-05NO-05G00700R	5 x 70	1,40	14,44	1,80	42,60	6806
P000-05NO-07X00015R	7 x 1,5	0,80	3,16	1,80	13,08	263
P000-05NO-10X00015R	10 x 1,5	0,80	3,16	1,80	16,24	372
P000-05NO-12X00015R	12 x 1,5	0,80	3,16	1,80	16,75	427
P000-05NO-14X00015R	14 x 1,5	0,80	3,16	1,80	17,54	488
P000-05NO-16X00015R	16 x 1,5	0,80	3,16	1,80	18,46	552
P000-05NO-19X00015R	19 x 1,5	0,80	3,16	1,80	19,40	642
P000-05NO-22X00015R	22 x 1,5	0,80	3,16	1,80	21,52	769
P000-05NO-25X00015R	25 x 1,5	0,80	3,16	1,80	22,56	864

Code	N° cores x cross section	Radial thickness insulation	Core Ø	Radial thickness outer sheath	Outer Ø	Weight
		mm	mm	mm	mm	Kg/km
P000-05NO-27X00015R	27 x 1,5	0,80	3,16	1,80	23,04	925
P000-05NO-30X00015R	30 x 1,5	0,80	3,16	1,80	23,86	1025
P000-05NO-35X00015R	35 x 1,5	0,80	3,16	1,80	25,72	1210
P000-05NO-37X00015R	37 x 1,5	0,80	3,16	1,80	25,72	1266
P000-05NO-40X00015R	40 x 1,5	0,80	3,16	1,80	26,77	1362
P000-05NO-42X00015R	42 x 1,5	0,80	3,16	1,80	27,84	1519
P000-05NO-45X00015R	45 x 1,5	0,80	3,16	1,80	28,88	1614
P000-05NO-48X00015R	48 x 1,5	0,80	3,16	1,80	29,36	1706
P000-05NO-07G00015R	7 x 1,5	0,80	3,16	1,80	13,08	263
P000-05NO-10G00015R	10 x 1,5	0,80	3,16	1,80	16,24	372
P000-05NO-12G00015R	12 x 1,5	0,80	3,16	1,80	16,75	427
P000-05NO-14G00015R	14 x 1,5	0,80	3,16	1,80	17,54	488
P000-05NO-16G00015R	16 x 1,5	0,80	3,16	1,80	18,46	552
P000-05NO-19G00015R	19 x 1,5	0,80	3,16	1,80	19,40	642
P000-05NO-22G00015R	22 x 1,5	0,80	3,16	1,80	21,52	769
P000-05NO-25G00015R	25 x 1,5	0,80	3,16	1,80	22,56	864
P000-05NO-27G00015R	27 x 1,5	0,80	3,16	1,80	23,04	925
P000-05NO-30G00015R	30 x 1,5	0,80	3,16	1,80	23,86	1025
P000-05NO-35G00015R	35 x 1,5	0,80	3,16	1,80	25,72	1210
P000-05NO-37G00015R	37 x 1,5	0,80	3,16	1,80	25,72	1266
P000-05NO-40G00015R	40 x 1,5	0,80	3,16	1,80	26,77	1362
P000-05NO-42G00015R	42 x 1,5	0,80	3,16	1,80	27,84	1519
P000-05NO-45G00015R	45 x 1,5	0,80	3,16	1,80	28,88	1614
P000-05NO-48G00015R	48 x 1,5	0,80	3,16	1,80	29,36	1706
P000-05NO-07X00025R	7 x 2,5	0,80	3,61	1,80	14,43	357
P000-05NO-10X00025R	10 x 2,5	0,80	3,61	1,80	18,04	514
P000-05NO-12X00025R	12 x 2,5	0,80	3,61	1,80	18,62	597
P000-05NO-14X00025R	14 x 2,5	0,80	3,61	1,80	19,53	687
P000-05NO-16X00025R	16 x 2,5	0,80	3,61	1,80	20,57	784
P000-05NO-19X00025R	19 x 2,5	0,80	3,61	1,80	21,65	919
P000-05NO-22X00025R	22 x 2,5	0,80	3,61	1,80	24,07	1116
P000-05NO-25X00025R	25 x 2,5	0,80	3,61	1,80	25,26	1259
P000-05NO-27X00025R	27 x 2,5	0,80	3,61	1,80	25,81	1351
P000-05NO-30X00025R	30 x 2,5	0,80	3,61	1,80	26,75	1506
P000-05NO-35X00025R	35 x 2,5	0,80	3,61	1,80	28,87	1794
P000-05NO-37X00025R	37 x 2,5	0,80	3,61	1,80	28,87	1879
P000-05NO-40X00025R	40 x 2,5	0,80	3,61	1,80	30,07	2025
P000-05NO-42X00025R	42 x 2,5	0,80	3,61	1,80	31,29	2288
P000-05NO-45X00025R	45 x 2,5	0,80	3,61	1,80	32,48	2432
P000-05NO-48X00025R	48 x 2,5	0,80	3,61	1,80	33,03	2574

CAVO, ISOLATO IN PVC, ARMATO SWA, NON PROPAGANTE INCENDIO
FLAME RETARDANT, SWA ARMoured, PVC INSULATED, POWER CABLE
PVC/PVC/SWA/PVC - 0,6/1kV

CONSTRUCTION SPECIFICATIONS



CONDUCTOR:
Plain annealed Copper, stranding to class 2 (IEC 60228)
INSULATION:
PVC (Polyvinylchloride)
INNER SHEATH:
PVC (Polyvinylchloride) Black RAL 9005
ARMOURING
Galvanized Steel Wires
OUTER SHEATH:
PVC (Polyvinylchloride) Black RAL 9005

APPLICATIONS: Low voltage power and control cables are used for electricity supply in low voltage installation. Armoured cables are well adapted to underground use in industrial applications. Both versions with lead cover an enhanced resistance to aromatic hydrocarbon.

APPLICABLE STANDARD

	CONSTRUCTION	IEC 60502-1
	CONDUCTOR	IEC 60228
	FLAME RETARDANT	IEC 60332-1
	FIRE PROPAGATION	IEC 60332-3

DIMENSIONAL & ELECTRICAL PROPERTIES

	OPERATING VOLTAGE	600/1000 V
	TESTING VOLTAGE	3500 V
	CONDUCTOR TEMP.	70 °C
	SHORT-CIRCUIT TEMP.	160 °C
	ENVIRONMENTAL TEMP.	-20/+70 °C
	INSTALLATION TEMP.	-5/+50 °C

MARKING: <Year> EUROCAVI - PVC/PVC/SWA/PVC - 600/1000V - N° of cores x Cross-section - IEC 60332-3 <Work Order #> - Meter Marking # - CE

Code	N° cores x cross section	Radial thickness insulation	Core Ø	Inner Sheath Ø	Armour Thickness	Radial Thickness outer sheath	Outer Ø	Weight
		mm	mm	mm	mm	mm	mm	Kg/km
P001-04NO-01X00500R	1 x 50	1,40	12,55	14,55	1,25	1,80	20,65	1362
P001-04NO-01X00700R	1 x 70	1,40	14,44	16,45	1,60	1,80	23,25	1860
P001-04NO-01X00950R	1 x 95	1,60	16,55	18,55	1,60	1,80	25,35	2323
P001-04NO-01X01200R	1 x 120	1,60	18,20	20,20	1,60	1,82	27,04	2735
P001-04NO-01X01500R	1 x 150	1,80	20,52	22,53	1,60	1,90	29,54	3287
P001-04NO-01X01850R	1 x 185	2,00	22,69	24,69	1,60	1,98	31,85	3927
P001-04NO-01X02400R	1 x 240	2,20	25,40	27,80	2,00	2,11	36,03	5059
P001-04NO-01X03000R	1 x 300	2,40	28,25	30,65	2,00	2,21	39,08	6079
P001-04NO-01X04000R	1 x 400	2,60	30,85	33,25	2,00	2,30	41,86	7062
P001-04NO-01X05000R	1 x 500	2,80	34,40	36,80	2,50	2,46	46,73	8985
P001-04NO-01X06300R	1 x 630	2,80	35,75	38,55	2,50	2,52	48,60	9707
P001-08NO-02X00015R	2 x 1,5	0,80	3,16	8,32	0,80	1,80	13,52	364
P001-08NO-02X00025R	2 x 2,5	0,80	3,61	9,22	0,80	1,80	14,42	428
P001-08NO-02X00040R	2 x 4	1,00	4,55	11,10	1,25	1,80	17,20	680
P001-08NO-02X00060R	2 x 6	1,00	5,15					

CAVO, ISOLATO IN PVC, ARMATO SWA, NON PROPAGANTE INCENDIO
FLAME RETARDANT, SWA ARMoured, PVC INSULATED, POWER CABLE
PVC/PVC/SWA/PVC - 0,6/1kV

Code	N° cores x cross section	Radial thickness insulation	Core Ø	Inner Sheath Ø	Armour Thickness	Radial Thickness outer sheath	Outer Ø	Weight
		mm	mm	mm	mm	mm	mm	Kg/km
P001-08NO-05X00160R	5 x 16	1,00	7,10	21,17	1,60	1,85	28,08	2473
P001-08NO-05X00250R	5 x 25	1,20	9,15	26,71	2,00	2,07	34,86	4179
P001-08NO-05X00350R	5 x 35	1,50	10,92	31,89	2,00	2,26	40,41	5775
P001-08NO-05X00500R	5 x 50	1,40	12,55	36,28	2,50	2,44	46,17	8124
P001-08NO-05X00700R	5 x 70	1,40	14,44	41,80	2,50	2,64	52,08	11175
P001-08NO-03G00015R	3 x 95	0,80	3,16	8,83	0,80	1,80	14,03	410
P001-08NO-03G00025R	3 x 120	0,80	3,61	9,80	0,80	1,80	15,00	488
P001-08NO-03G00040R	3 x 150	1,00	4,55	11,83	1,25	1,80	17,93	772
P001-08NO-03G00060R	3 x 185	1,00	5,15	13,13	1,25	1,80	19,23	930
P001-08NO-03G00100R	3 x 240	1,00	6,05	15,07	1,60	1,80	21,87	1309
P001-08NO-03G00160R	3 x 300	1,00	7,10	17,34	1,60	1,80	24,14	1693
P001-08NO-03G00250R	3 x 400	1,20	9,15	21,77	1,60	1,87	28,72	2527
P001-08NO-03G00350R	3 x 450	1,50	10,92	25,59	2,00	2,04	33,67	3621
P001-08NO-03G00500R	3 x 600	1,40	12,55	29,51	2,00	2,17	37,86	4735
P001-08NO-03G00700R	3 x 800	1,40	14,44	33,60	2,00	2,32	42,24	6269
P001-08NO-03G00950R	3 x 1000	1,60	16,55	38,55	2,50	2,52	48,60	8831
P001-08NO-03G01200R	3 x 1200	1,60	18,20	42,12	2,50	2,65	52,42	10850
P001-08NO-03G01500R	3 x 1600	1,80	20,52	47,13	2,50	2,82	57,78	13650
P001-08NO-03G01850R	3 x 2000	2,00	22,69	52,22	2,50	3,00	63,23	17212
P001-08NO-03G02400R	3 x 3000	2,20	25,40	58,07	2,50	3,21	69,49	22201
P001-08NO-03G03000R	3 x 4000	2,40	28,25	64,62	3,15	3,48	77,89	29435
P001-08NO-03G04000R	3 x 5000	2,60	30,85	70,24	3,15	3,68	83,90	36139
P001-08NO-04G00015R	4 x 95	0,80	3,16	9,65	0,80	1,80	14,85	474
P001-08NO-04G00025R	4 x 120	0,80	3,61	10,74	1,25	1,80	16,84	687
P001-08NO-04G00040R	4 x 150	1,00	4,55	13,02	1,25	1,80	19,12	904
P001-08NO-04G00060R	4 x 185	1,00	5,15	14,47	1,25	1,80	20,57	1098
P001-08NO-04G00100R	4 x 240	1,00	6,05	16,65	1,60	1,80	23,45	1565
P001-08NO-04G00160R	4 x 300	1,00	7,10	19,19	1,60	1,80	25,99	2052
P001-08NO-04G00250R	4 x 400	1,20	9,15	24,15	1,60	1,96	31,27	3181
P001-08NO-04G00350R	4 x 450	1,50	10,92	28,83	2,00	2,15	37,13	4633
P001-08NO-04G00500R	4 x 600	1,40	12,55	32,77	2,00	2,29	41,35	6100
P001-08NO-04G00700R	4 x 800	1,40	14,44	37,36	2,50	2,48	47,33	8692
P001-08NO-04G00950R	4 x 1000	1,60	16,55	42,86	2,50	2,68	53,22	11764
P001-08NO-04G01200R	4 x 1200	1,60	18,20	46,85	2,50	2,81	57,48	14641
P001-08NO-04G01500R	4 x 1600	1,80	20,52	52,87	2,50	3,03	63,93	18781
P001-08NO-04G01850R	4 x 2000	2,00	22,69	58,11	2,50	3,21	69,53	23962
P001-08NO-04G02400R	4 x 3000	2,20	25,40	65,07	3,15	3,50	78,37	32388
P001-08NO-04G03000R	4 x 4000	2,40	28,25	71,97	3,15	3,74	85,75	41845
P001-08NO-04G04000R	4 x 5000	2,60	30,85	78,26	3,15	3,96	92,48	51997
P001-08NO-05G00015R	5 x 1,5	0,80	3,16	10,54	1,25	1,80	16,64	650
P001-08NO-05G00025R	5 x 2,5	0,80	3,61	11,75	1,25	1,80	17,85	778
P001-08NO-05G00040R	5 x 4	1,00	4,55	14,29	1,25	1,80	20,39	1055
P001-08NO-05G00060R	5 x 6	1,00	5,15	15,91	1,60	1,80	22,71	1421
P001-08NO-05G00100R	5 x 10	1,00	6,05	18,34	1,60	1,80	25,14	1860
P001-08NO-05G00160R	5 x 16	1,00	7,10	21,17	1,60	1,85	28,08	2473
P001-08NO-05G00250R	5 x 25	1,20	9,15	26,71	2,00	2,07	34,86	4179
P001-08NO-05G00350R	5 x 35	1,50	10,92	31,89	2,00	2,26	40,41	5775
P001-08NO-05G00500R	5 x 50	1,40	12,55	36,28	2,50	2,44	46,17	8124
P001-08NO-05G00700R	5 x 70	1,40	14,44	41,80	2,50	2,64	52,08	11175
P001-08NO-07X00015R	7 x 95	0,80	3,16	11,48	1,25	1,80	17,58	749
P001-08NO-10X00015R	10 x 120	0,80	3,16	14,64	1,25	1,80	20,74	1029
P001-08NO-12X00015R	12 x 150	0,80	3,16	15,15	1,60	1,80	21,95	1239
P001-08NO-14X00015R	14 x 185	0,80	3,16	15,94	1,60	1,80	22,74	1359
P001-08NO-16X00015R	16 x 240	0,80	3,16	16,86	1,60	1,80	23,66	1490
P001-08NO-19X00015R	19 x 300	0,80	3,16	17,80	1,60	1,80	24,60	1648
P001-08NO-22X00015R	22 x 400	0,80	3,16	19,92	1,60	1,81	26,74	1931
P001-08NO-25X00015R	25 x 400	0,80	3,16	20,96	1,60	1,85	27,86	2111
P001-08NO-27X00015R	27 x 2,5	0,80	3,16	21,44	1,60	1,86	28,37	2213
P001-08NO-30X00015R	30 x 4	0,80	3,16	22,26	1,60	1,89	29,25	2374
P001-08NO-35X00015R	35 x 6	0,80	3,16	24,12	1,60	1,96	31,24	2733
P001-08NO-37X00015R	37 x 10	0,80	3,16	24,12	1,60	1,96	31,24	2786
P001-08NO-40X00015R	40 x 16	0,80	3,16	25,17	2,00	2,02	33,20	2981
P001-08NO-42X00015R	42 x 25	0,80	3,16	26,24	2,00	2,06	34,36	3166
P001-08NO-45X00015R	45 x 35	0,80	3,16	27,68	2,00	2,11	35,90	3395
P001-08NO-48X00015R	48 x 50	0,80	3,16	28,16	2,00	2,13	36,42	3533

Code	N° cores x cross section	Radial thickness insulation	Core Ø	Inner Sheath Ø	Armour Thickness	Radial Thickness outer sheath	Outer Ø	Weight
		mm	mm	mm	mm	mm	mm	Kg/km
P001-08NO-07G00015R	7 x 70	0,80	3,16	11,48	1,25	1,80	17,58	749
P001-08NO-10G00015R	10 x 95	0,80	3,16	14,64	1,25	1,80	20,74	1029
P001-08NO-12G00015R	12 x 120	0,80	3,16	15,15	1,60	1,80	21,95	1239
P001-08NO-14G00015R	14 x 150	0,80	3,16	15,94	1,60	1,80	22,74	1359
P001-08NO-16G00015R	16 x 185	0,80	3,16	16,86	1,60	1,80	23,66	1490
P001-08NO-19G00015R	19 x 240	0,80	3,16	17,80	1,60	1,80	24,60	1648
P001-08NO-22G00015R	22 x 300	0,80	3,16	19,92	1,60	1,81	26,74	1931
P001-08NO-25G00015R	25 x 400	0,80	3,16	20,96	1,60	1,85	27,86	2111
P001-08NO-27G00015R	27 x 1,5	0,80	3,16	21,44	1,60	1,86	28,37	2213
P001-08NO-30G00015R	30 x 2,5	0,80	3,16	22,26	1,60	1,89	29,25	2374
P001-08NO-35G00015R	35 x 4	0,80	3,16	24,12	1,60	1,96	31,24	2733
P001-08NO-37G00015R	37 x 6	0,80	3,16	24,12	1,60	1,96	31,24	2786
P001-08NO-40G00015R	40 x 10	0,80	3,16	25,17	2,00	2,02	33,20	2981
P001-08NO-42G00015R	42 x 16	0,80	3,16	26,24	2,00	2,06	34,36	3166
P001-08NO-45G00015R	45 x 25	0,80	3,16	27,68	2,00	2,11	35,90	3395
P001-08NO-48G00015R	48 x 35	0,80	3,16	28,16	2,00	2,13	36,42	3533
P001-08NO-07X00025R	7 x 2,5	0,80	3,61	12,83	1,25	1,80	18,93	919
P001-08NO-10X00025R	10 x 2,5	0,80	3,61	16,44	1,60	1,80	23,24	1419
P001-08NO-12X00025R	12 x 2,5	0,80	3,61	17,02	1,60	1,80	23,82	1540
P001-08NO-14X00025R	14 x 2,5	0,80	3,61	17,93	1,60	1,80	24,73	1698
P001-08NO-16X00025R	16 x 2,5	0,80	3,61	18,97	1,60	1,80	25,77	1870
P001-08NO-19X00025R	19 x 2,5	0,80	3,61	20,05	1,60	1,81	26,88	2087
P001-08NO-22X00025R	22 x 2,5	0,80	3,61	22,47	1,60	1,90	29,47	2492
P001-08NO-25X00025R	25 x 2,5	0,80	3,61	23,66	1,60	1,94	30,75	2736
P001-08NO-27X00025R	27 x 2,5	0,80	3,61	24,21	1,60	1,96	31,33	2877
P001-08NO-30X00025R	30 x 2,5	0,80	3,61	25,15	2,00	2,02	33,20	3347
P001-08NO-35X00025R	35 x 2,5	0,80	3,61	27,67	2,00	2,11	35,89	3910
P001-08NO-37X00025R	37 x 2,5	0,80	3,61	27,67	2,00	2,11	35,89	3991
P001-08NO-40X00025R	40 x 2,5	0,80	3,61	28,87	2,00	2,15	37,18	3857
P001-08NO-42X00025R	42 x 2,5	0,80	3,61	30,09	2,00	2,19	38,48	4098
P001-08NO-45X00025R	45 x 2,5	0,80	3,61	31,28	2,00	2,23	39,75	4352
P001-08NO-48X00025R	48 x 2,5	0,80	3,61	31,83	2,00	2,25	40,34	4538
P001-08NO-07G00025R	7 x 2,5	0,80	3,61	12,83	1,25	1,80	18,93	919
P001-08NO-10G00025R	10 x 2,5	0,80	3,61	16,44	1,60	1,80	23,24	1419
P001-08NO-12G00025R	12 x 2,5	0,80	3,61	17,02	1,60	1,80	23,82	1540
P001-08NO-14G00025R	14 x 2,5	0,80	3,61	17,93	1,60	1,80	24,73	1698
P001-08NO-16G00025R	16 x 2,5	0,80	3,61	18,97	1,60	1,80	25,77	1870
P001-08NO-19G00025R	19 x 2,5	0,80	3,61	20,05	1,60	1,81	26,88	2087
P001-08NO-22G00025R	22 x 2,5	0,80	3,61	22,47	1,60	1,90	29,47	2492
P001-08NO-25G00025R	25 x 2,5	0,80	3,61	23,66	1,60	1,94	30,75	2736
P001-08NO-27G00025R	27 x 2,5	0,80	3,61	24,21	1,60	1,96	31,33	2877
P001-08NO-30G00025R	30 x 2,5	0,80	3,61	25,15	2,00	2,02	33,20	3347
P001-08NO-35G00025R	35 x 2,5	0,80	3,61	27,67	2,00	2,11	35,89	3910
P001-08NO-37G00025R	37 x 2,5	0,80	3,61	27,67	2,00	2,11	35,89	3991
P001-08NO-40G00025R	40 x 2,5	0,80	3,61	28,87	2,00	2,15	37,18	3857
P001-08NO-42G00025R	42 x 2,5	0,80	3,61	30,09	2,00	2,19	38,48	4098
P001-08NO-45G00025R	45 x 2,5	0,80	3,61	31,28	2,00	2,23	39,75	4352
P001-08NO-48G00025R	48 x 2,5	0,80	3,61	31,83	2,00	2,25	40,34	4538

CAVO, ISOLATO IN PVC, ARMATO SWB, NON PROPAGANTE INCENDIO<


**CAVO, ISOLATO IN PVC, ARMATO SWB, NON PROPAGANTE INCENDIO
FLAME RETARDANT, SWB ARMoured, PVC INSULATED, POWER CABLE
PVC/PVC/SWB/PVC - 0,6/1kV**

Code	N° core x cross section	Radial thickness insulation	Core Ø	Inner Sheath Ø	Armour thickness	Radial Thickness outer sheath	Outer Ø	Weight
		mm	mm	mm	mm	mm	mm	Kg/km
P002-12NO-05X00160R	5 x 16	1,00	7,10	21,17	0,40	1,80	25,77	1960
P002-12NO-05X00250R	5 x 25	1,20	9,15	26,71	0,40	1,97	31,65	3285
P002-12NO-05X00350R	5 x 35	1,50	10,92	31,89	0,40	2,15	37,20	4727
P002-12NO-05X00500R	5 x 50	1,40	12,55	36,28	0,40	2,30	41,89	6556
P002-12NO-05X00700R	5 x 70	1,40	14,44	41,80	0,40	2,50	47,80	9382
P002-12NO-03G00015R	3 x 1,5	0,80	3,16	8,83	0,30	1,80	13,18	323
P002-12NO-03G00025R	3 x 2,5	0,80	3,61	9,80	0,30	1,80	14,15	392
P002-12NO-03G00040R	3 x 4	1,00	4,55	11,83	0,30	1,80	16,18	538
P002-12NO-03G00060R	3 x 6	1,00	5,15	13,13	0,30	1,80	17,48	667
P002-12NO-03G00100R	3 x 10	1,00	6,05	15,07	0,30	1,80	19,42	894
P002-12NO-03G00160R	3 x 16	1,00	7,10	17,34	0,30	1,80	21,69	1215
P002-12NO-03G00250R	3 x 25	1,20	9,15	21,77	0,40	1,80	26,37	2001
P002-12NO-03G00350R	3 x 35	1,50	10,92	25,59	0,40	1,93	30,46	2767
P002-12NO-03G00500R	3 x 50	1,40	12,55	29,51	0,40	2,07	34,65	3766
P002-12NO-03G00700R	3 x 70	1,40	14,44	33,60	0,40	2,21	39,03	5186
P002-12NO-03G00950R	3 x 95	1,60	16,55	38,55	0,40	2,38	44,32	7165
P002-12NO-03G01200R	3 x 120	1,60	18,20	42,12	0,40	2,51	48,14	9020
P002-12NO-03G01500R	3 x 150	1,80	20,52	47,13	0,40	2,68	53,50	11630
P002-12NO-03G01850R	3 x 185	2,00	22,69	52,22	0,40	2,86	58,95	15002
P002-12NO-03G02400R	3 x 240	2,20	25,40	58,07	0,40	3,07	65,21	19731
P002-12NO-03G03000R	3 x 300	2,40	28,25	64,62	0,40	3,30	72,22	25809
P002-12NO-03G04000R	3 x 400	2,60	30,85	70,24	0,40	3,49	78,23	32189
P002-12NO-04G00015R	4 x 1,5	0,80	3,16	9,65	0,30	1,80	14,00	377
P002-12NO-04G00025R	4 x 2,5	0,80	3,61	10,74	0,30	1,80	15,09	465
P002-12NO-04G00040R	4 x 4	1,00	4,55	13,02	0,30	1,80	17,37	649
P002-12NO-04G00060R	4 x 6	1,00	5,15	14,47	0,30	1,80	18,82	816
P002-12NO-04G00100R	4 x 10	1,00	6,05	16,65	0,30	1,80	21,00	1113
P002-12NO-04G00160R	4 x 16	1,00	7,10	19,19	0,30	1,80	23,54	1539
P002-12NO-04G00250R	4 x 25	1,20	9,15	24,15	0,40	1,88	28,92	2596
P002-12NO-04G00350R	4 x 35	1,50	10,92	28,83	0,40	2,04	33,92	3683
P002-12NO-04G00500R	4 x 50	1,40	12,55	32,77	0,40	2,18	38,14	5035
P002-12NO-04G00700R	4 x 70	1,40	14,44	37,36	0,40	2,34	43,05	7055
P002-12NO-04G00950R	4 x 95	1,60	16,55	42,86	0,40	2,54	48,94	9902
P002-12NO-04G01200R	4 x 120	1,60	18,20	46,85	0,40	2,67	53,20	12619
P002-12NO-04G01500R	4 x 150	1,80	20,52	52,87	0,40	2,89	59,65	16538
P002-12NO-04G01850R	4 x 185	2,00	22,69	58,11	0,40	3,07	65,25	21493
P002-12NO-04G02400R	4 x 240	2,20	25,40	65,07	0,40	3,31	72,70	28704
P002-12NO-04G03000R	4 x 300	2,40	28,25	71,97	0,40	3,55	80,08	37847
P002-12NO-04G04000R	4 x 400	2,60	30,85	78,26	0,40	3,77	86,81	47619
P002-12NO-05G00015R	5 x 1,5	0,80	3,16	10,54	0,30	1,80	14,89	536
P002-12NO-05G00025R	5 x 2,5	0,80	3,61	11,75	0,30	1,80	16,10	443
P002-12NO-05G00040R	5 x 4	1,00	4,55	14,29	0,30	1,80	18,64	771
P002-12NO-05G00060R	5 x 6	1,00	5,15	15,91	0,30	1,80	20,26	980
P002-12NO-05G00100R	5 x 10	1,00	6,05	18,34	0,30	1,80	22,69	1357
P002-12NO-05G00160R	5 x 16	1,00	7,10	21,17	0,40	1,80	25,77	1960
P002-12NO-05G00250R	5 x 25	1,20	9,15	26,71	0,40	1,97	31,65	3285
P002-12NO-05G00350R	5 x 35	1,50	10,92	31,89	0,40	2,15	37,20	4727
P002-12NO-05G00500R	5 x 50	1,40	12,55	36,28	0,40	2,30	41,89	6556
P002-12NO-05G00700R	5 x 70	1,40	14,44	41,80	0,40	2,50	47,80	9382
P002-12NO-07X00015R	7 x 1,5	0,80	3,16	11,48	0,30	1,80	15,83	523
P002-12NO-10X00015R	10 x 1,5	0,80	3,16	14,64	0,30	1,80	18,99	748
P002-12NO-12X00015R	12 x 1,5	0,80	3,16	15,15	0,30	1,80	19,50	824
P002-12NO-14X00015R	14 x 1,5	0,80	3,16	15,94	0,30	1,80	20,29	918
P002-12NO-16X00015R	16 x 1,5	0,80	3,16	16,86	0,30	1,80	21,21	1024
P002-12NO-19X00015R	19 x 1,5	0,80	3,16	17,80	0,30	1,80	22,15	1158
P002-12NO-22X00015R	22 x 1,5	0,80	3,16	19,92	0,30	1,80	24,27	1391
P002-12NO-25X00015R	25 x 1,5	0,80	3,16	20,96	0,40	1,80	25,56	1597
P002-12NO-27X00015R	27 x 1,5	0,80	3,16	21,44	0,40	1,80	26,04	1685
P002-12NO-30X00015R	30 x 1,5	0,80	3,16	22,26	0,40	1,81	26,89	1836
P002-12NO-35X00015R	35 x 1,5	0,80	3,16	24,12	0,40	1,88	28,88	2148
P002-12NO-37X00015R	37 x 1,5	0,80	3,16	24,12	0,40	1,88	28,88	2201
P002-12NO-40X00015R	40 x 1,5	0,80	3,16	25,17	0,40	1,92	30,01	2148
P002-12NO-42X00015R	42 x 1,5	0,80	3,16	26,24	0,40	1,95	31,15	2293
P002-12NO-45X00015R	45 x 1,5	0,80	3,16	27,68	0,40	2,00	32,69	2485
P002-12NO-48X00015R	48 x 1,5	0,80	3,16	28,16	0,40	2,02	33,21	2602

Code	N° cores x cross section	Radial thickness insulation	Core Ø	Inner Sheath Ø	Armour thickness	Radial Thickness outer sheath	Outer Ø	Weight
		mm	mm	mm	mm	mm	mm	Kg/km
P002-12NO-07G00015R	7 x 1,5	0,80	3,16	11,48	0,30	1,80	15,83	523
P002-12NO-10G00015R	10 x 1,5	0,80	3,16	14,64	0,30	1,80	18,99	748
P002-12NO-12G00015R	12 x 1,5	0,80	3,16	15,15	0,30	1,80	19,50	824
P002-12NO-14G00015R	14 x 1,5	0,80	3,16	15,94	0,30	1,80	20,29	918
P002-12NO-16G00015R	16 x 1,5	0,80	3,16	16,86	0,30	1,80	21,21	1024
P002-12NO-19G00015R	19 x 1,5	0,80	3,16	17,80	0,30	1,80	22,15	1158
P002-12NO-22G00015R	22 x 1,5	0,80	3,16	19,92	0,30	1,80	24,27	1391
P002-12NO-25G00015R	25 x 1,5	0,80	3,16	20,96	0,40	1,80	25,56	1597
P002-12NO-27G00015R	27 x 1,5	0,80	3,16	21,44	0,40	1,80	26,04	1685
P002-12NO-30G00015R	30 x 1,5	0,80	3,16	22,26	0,40	1,81	26,89	1836
P002-12NO-35G00015R	35 x 1,5	0,80	3,16	24,12	0,40	1,88	28,88	2148
P002-12NO-37G00015R	37 x 1,5	0,80	3,16	24,12	0,40	1,88	28,88	2201
P002-12NO-40G00015R	40 x 1,5	0,80	3,16	25,17	0,40	1,92	30,01	2148
P002-12NO-42G00015R	42 x 1,5	0,80	3,16	26,24	0,40	1,95	31,15	2293
P002-12NO-45G00015R	45 x 1,5	0,80	3,16	27,68	0,40	2,00	32,69	2485
P002-12NO-48G00015R	48 x 1,5	0,80	3,16	28,16	0,40	2,02	33,21	2602

**CAVO, ISOLATO IN PVC, ARMATO STA, NON PROPAGANTE INCENDIO
FLAME RETARDANT, STA ARMoured, PVC INSULATED, POWER CABLE
PVC/PVC/STA/PVC - 0,6/1kV**

CONSTRUCTION SPECIFICATIONS



- CONDUCTOR:** Plain annealed Copper, stranding to class 2 (IEC 60228)
- INSULATION:** PVC (Polyvinylchloride)
- INNER SHEATH:** PVC (Polyvinylchloride) Black RAL 9005
- ARMOURING:** Double Galvanized Steel Tape
- OUTER SHEATH:** PVC (Polyvinylchloride) Black RAL 9005

APPLICATIONS: Low voltage power and control cables are used for electricity supply in low voltage installation. Armoured cables are well adapted to underground use in industrial applications. Both versions with lead cover an enhanced resistance to aromatic hydrocarbon.

APPLICABLE STANDARD

	CONSTRUCTION	IEC 60502-1
	CONDUCTOR	IEC 60228
	FLAME RETARDANT	IEC 60332-1
	FIRE PROPAGATION	IEC 60332-3

DIMENSIONAL & ELECTRICAL PROPERTIES

	OPERATING VOLTAGE	600/1000 V
	TESTING VOLTAGE	3500 V
	CONDUCTOR TEMP.	70 °C
	SHORT-CIRCUIT TEMP.	160 °C
	ENVIRONMENTAL TEMP.	-20/+70 °C
	INSTALLATION TEMP.	-5/+50 °C

MARKING: <Year> EUROCAVI - PVC/PVC/STA/PVC - 600/1000V - N° of cores x Cross-section - IEC 60332-3 <Work Order #> - Meter Marking # - CE

Code	N° cores x cross section	Radial thickness insulation	Core Ø	Inner Sheath Ø	Armour Thickness	Radial Thickness outer sheath	Outer Ø	Weight
		mm	mm	mm	mm	mm	mm	Kg/km
P003-04NO-01X00500R	1 x 50	1,40	12,55	14,55	0,50	1,80	20,15	1074
P003-04NO-01X00700R	1 x 70	1,40	14,44	16,45	0,50	1,80	22,05	1400
P003-04NO-01X00950R	1 x 95	1,60	16,55	18,55	0,50	1,80	24,15	1813
P003-04NO-01X01200R	1 x 120	1,60	18,20	20,20	0,50	1,80	25,80	2185
P003-04NO-01X01500R	1 x 150	1,80	20,52	22,53	0,50	1,86	28,25	2670
P003-04NO-01X01850R	1 x 185	2,00	22,69	24,69	0,50	1,93	30,56	3259
P003-04NO-01X02400R	1 x 240	2,20	25,40	27,80	0,50	2,04	33,89	4068
P003-04NO-01X03000R	1 x 300	2,40	28,25	30,65	0,50	2,14	36,94	4981
P003-04NO-01X04000R	1 x 400	2,60	30,85	33,25	0,50	2,23	39,72	5880
P003-04NO-01X05000R	1 x 500	2,80	34,40	36,80	0,50	2,36	43,52	7276
P003-04NO-01X06300R	1 x 630	2,80	35,75	38,55	0,50	2,42	45,39	7931
P003-13NO-02X00015R	2 x 1,5	0,80	3,16	8,32	0,20	1,80	12,72	280
P003-13NO-02X00025R	2 x 2,5	0,80	3,61	9,22	0,20	1,80	13,62	334
P003-13NO-02X00040R	2 x 4	1,00	4,55	11,10	0,20	1,80	15,50	450
P003-13NO-02X00060R	2 x 6	1,00	5,15	12,30	0,20	1,80	16,70	548
P003-13NO-02X00100R	2 x 10	1,00	6,05	14,10	0,20	1,80	18,50	718
P003-13NO-02X00160R	2 x 16	1,00	7,10	16,20	0,20	1,80	20,60	955
P003-13NO-02X00250R	2 x 25	1,20	9,15	20,30	0,20	1,80	24,70	1485
P003-13NO-02X00350R	2 x 35	1,50	10,92	23,84	0,			

CAVO, ISOLATO IN PVC, ARMATO STA, NON PROPAGANTE INCENDIO
FLAME RETARDANT, STA ARMoured, PVC INSULATED, POWER CABLE
PVC/PVC/STA/PVC - 0,6/1kV

Code	N° core x cross section	Radial thickness insulation	Core Ø	Inner Sheath Ø	Armour thickness	Radial Thickness outer sheath	Outer Ø	Weight
	mm	mm	mm	mm	mm	mm	mm	Kg/km
P003-13NO-05X00160R	5 x 16	1,00	7,10	21,17	0,20	1,80	25,57	1906
P003-13NO-05X00250R	5 x 25	1,20	9,15	26,71	0,20	1,96	31,44	3219
P003-13NO-05X00350R	5 x 35	1,50	10,92	31,89	0,50	2,19	38,27	5027
P003-13NO-05X00500R	5 x 50	1,40	12,55	36,28	0,50	2,34	42,96	6897
P003-13NO-05X00700R	5 x 70	1,40	14,44	41,80	0,50	2,53	48,87	9775
P003-13NO-03G00015R	3 x 1,5	0,80	3,16	8,83	0,20	1,80	13,23	322
P003-13NO-03G00025R	3 x 2,5	0,80	3,61	9,80	0,20	1,80	14,20	391
P003-13NO-03G00040R	3 x 4	1,00	4,55	11,83	0,20	1,80	16,23	537
P003-13NO-03G00060R	3 x 6	1,00	5,15	13,13	0,20	1,80	17,53	666
P003-13NO-03G00100R	3 x 10	1,00	6,05	15,07	0,20	1,80	19,47	894
P003-13NO-03G00160R	3 x 16	1,00	7,10	17,34	0,20	1,80	21,74	1216
P003-13NO-03G00250R	3 x 25	1,20	9,15	21,77	0,20	1,80	26,17	1946
P003-13NO-03G00350R	3 x 35	1,50	10,92	25,59	0,20	1,92	30,24	2703
P003-13NO-03G00500R	3 x 50	1,40	12,55	29,51	0,20	2,06	34,44	3694
P003-13NO-03G00700R	3 x 70	1,40	14,44	33,60	0,50	2,25	40,10	5503
P003-13NO-03G00950R	3 x 95	1,60	16,55	38,55	0,50	2,42	45,39	7528
P003-13NO-03G01200R	3 x 120	1,60	18,20	42,12	0,50	2,54	49,21	9417
P003-13NO-03G01500R	3 x 150	1,80	20,52	47,13	0,50	2,72	54,57	12073
P003-13NO-03G01850R	3 x 185	2,00	22,69	52,22	0,50	2,90	60,02	15493
P003-13NO-03G02400R	3 x 240	2,20	25,40	58,07	0,50	3,10	66,28	20277
P003-13NO-03G03000R	3 x 300	2,40	28,25	64,62	0,50	3,33	73,29	26415
P003-13NO-03G04000R	3 x 400	2,60	30,85	70,24	0,80	3,57	80,59	33672
P003-13NO-04G00015R	4 x 1,5	0,80	3,16	9,65	0,20	1,80	14,05	376
P003-13NO-04G00025R	4 x 2,5	0,80	3,61	10,74	0,20	1,80	15,14	464
P003-13NO-04G00040R	4 x 4	1,00	4,55	13,02	0,20	1,80	17,42	649
P003-13NO-04G00060R	4 x 6	1,00	5,15	14,47	0,20	1,80	18,87	816
P003-13NO-04G00100R	4 x 10	1,00	6,05	16,65	0,20	1,80	21,05	1114
P003-13NO-04G00160R	4 x 16	1,00	7,10	19,19	0,20	1,80	23,59	1541
P003-13NO-04G00250R	4 x 25	1,20	9,15	24,15	0,20	1,87	28,70	2535
P003-13NO-04G00350R	4 x 35	1,50	10,92	28,83	0,20	2,04	33,71	3612
P003-13NO-04G00500R	4 x 50	1,40	12,55	32,77	0,50	2,22	39,21	5343
P003-13NO-04G00700R	4 x 70	1,40	14,44	37,36	0,50	2,38	44,12	7407
P003-13NO-04G00950R	4 x 95	1,60	16,55	42,86	0,50	2,57	50,01	10305
P003-13NO-04G01200R	4 x 120	1,60	18,20	46,85	0,50	2,71	54,27	13059
P003-13NO-04G01500R	4 x 150	1,80	20,52	52,87	0,50	2,92	60,72	17035
P003-13NO-04G01850R	4 x 185	2,00	22,69	58,11	0,50	3,10	66,32	22038
P003-13NO-04G02400R	4 x 240	2,20	25,40	65,07	0,50	3,35	73,77	29315
P003-13NO-04G03000R	4 x 300	2,40	28,25	71,97	0,80	3,63	82,44	39366
P003-13NO-04G04000R	4 x 400	2,60	30,85	78,26	0,80	3,85	89,17	49269
P003-13NO-05G00015R	5 x 1,5	0,80	3,16	10,54	0,20	1,80	14,94	435
P003-13NO-05G00025R	5 x 2,5	0,80	3,61	11,75	0,20	1,80	16,15	543
P003-13NO-05G00040R	5 x 4	1,00	4,55	14,29	0,20	1,80	18,69	772
P003-13NO-05G00060R	5 x 6	1,00	5,15	15,91	0,20	1,80	20,31	981
P003-13NO-05G00100R	5 x 10	1,00	6,05	18,34	0,20	1,80	22,74	1359
P003-13NO-05G00160R	5 x 16	1,00	7,10	21,17	0,20	1,80	25,57	1906
P003-13NO-05G00250R	5 x 25	1,20	9,15	26,71	0,20	1,96	31,44	3219
P003-13NO-05G00350R	5 x 35	1,50	10,92	31,89	0,50	2,19	38,27	5027
P003-13NO-05G00500R	5 x 50	1,40	12,55	36,28	0,50	2,34	42,96	6897
P003-13NO-05G00700R	5 x 70	1,40	14,44	41,80	0,50	2,53	48,87	9775
P003-13NO-07X00015R	7 x 1,5	0,80	3,16	11,48	0,20	1,80	15,88	522
P003-13NO-10X00015R	10 x 1,5	0,80	3,16	14,64	0,20	1,80	19,04	748
P003-13NO-12X00015R	12 x 1,5	0,80	3,16	15,15	0,20	1,80	19,55	825
P003-13NO-14X00015R	14 x 1,5	0,80	3,16	15,94	0,20	1,80	20,34	919
P003-13NO-16X00015R	16 x 1,5	0,80	3,16	16,86	0,20	1,80	21,26	1025
P003-13NO-19X00015R	19 x 1,5	0,80	3,16	17,80	0,20	1,80	22,20	1159
P003-13NO-22X00015R	22 x 1,5	0,80	3,16	19,92	0,20	1,80	24,32	1393
P003-13NO-25X00015R	25 x 1,5	0,80	3,16	20,96	0,20	1,80	25,36	1544
P003-13NO-27X00015R	27 x 1,5	0,80	3,16	21,44	0,20	1,80	25,84	1631
P003-13NO-30X00015R	30 x 1,5	0,80	3,16	22,26	0,20	1,81	26,68	1779
P003-13NO-30X00015R	30 x 1,5	0,80	3,16	22,26	0,20	1,81	26,68	1779
P003-13NO-35X00015R	35 x 1,5	0,80	3,16	24,12	0,20	1,87	28,67	1883
P003-13NO-37X00015R	37 x 1,5	0,80	3,16	24,87	0,20	1,87	29,37	1986
P003-13NO-40X00015R	40 x 1,5	0,80	3,16	26,24	0,20	1,95	30,94	2228
P003-13NO-42X00015R	42 x 1,5	0,80	3,16	27,68	0,20	2,00	32,48	2416
P003-13NO-48X00015R	48 x 1,5	0,80	3,16	28,16	0,20	2,01	32,99	2532
P003-13NO-07G00015R	7 x 1,5	0,80	3,16	11,48	0,20	1,80	15,88	522
P003-13NO-10G00015R	10 x 1,5	0,80	3,16	14,64	0,20	1,80	19,04	748
P003-13NO-12G00015R	12 x 1,5	0,80	3,16	15,15	0,20	1,80	19,55	825
P003-13NO-14G00015R	14 x 1,5	0,80	3,16	15,94	0,20	1,80	20,34	919
P003-13NO-16G00015R	16 x 1,5	0,80	3,16	16,86	0,20	1,80	21,26	1025
P003-13NO-19G00015R	19 x 1,5	0,80	3,16	17,80	0,20	1,80	22,20	1159
P003-13NO-22G00015R	22 x 1,5	0,80	3,16	19,92	0,20	1,80	24,32	1393
P003-13NO-25G00015R	25 x 1,5	0,80	3,16	20,96	0,20	1,80	25,36	1544
P003-13NO-27G00015R	27 x 1,5	0,80	3,16	21,44	0,20	1,80	25,84	1631
P003-13NO-30G00015R	30 x 1,5	0,80	3,16	22,26	0,20	1,81	26,68	1779
P003-13NO-35G00015R	35 x 1,5	0,80	3,16	24,12	0,20	1,87	28,67	1883
P003-13NO-37G00015R	37 x 1,5	0,80	3,16	24,87	0,20	1,87	29,37	1986
P003-13NO-40X00015R	40 x 1,5	0,80	3,16	26,24	0,20	1,91	29,79	2140
P003-13NO-42X00015R	42 x 1,5	0,80	3,16	27,68	0,20	1,95	30,94	2228
P003-13NO-45X00015R	45 x 1,5	0,80	3,16	27,68	0,20	2,00	32,48	2416

Code	N° core x cross section	Radial thickness insulation	Core Ø	Inner Sheath Ø	Armour thickness	Radial Thickness outer sheath	Outer Ø	Weight
	mm	mm	mm	mm	mm	mm	mm	Kg/km
P003-13NO-48X00015R	48 x 1,5	0,80	3,16	28,16	0,20	2,01	32,99	2532
P003-13NO-07G00015R	7 x 1,5	0,80	3,16	11,48	0,20	1,80	15,88	522
P003-13NO-10G00015R	10 x 1,5	0,80	3,16	14,64	0,20	1,80	19,04	748
P003-13NO-12G00015R	12 x 1,5	0,80	3,16	15,15	0,20	1,80	19,55	825
P003-13NO-14G00015R	14 x 1,5	0,80	3,16	15,94	0,20	1,80	20,34	919
P003-13NO-16G00015R	16 x 1,5	0,80	3,16	16,86	0,20	1,80	21,26	1025
P003-13NO-19G00015R	19 x 1,5	0,80	3,16	17,80	0,20	1,80	22,20	1159
P003-13NO-22G00015R	22 x 1,5	0,80	3,16	19,92	0,20	1,80	24,32	1393
P003-13NO-25G00015R	25 x 1,5	0,80	3,16	20,96	0,20	1,80	25,36	1544
P003-13NO-27G00015R	27 x 1,5	0,80	3,16	21,44	0,20	1,80	25,84	1631
P003-13NO-30G00015R	30 x 1,5	0,80	3,16	22,26	0,20	1,81	26,68	1779
P003-13NO-35G00015R	35 x 1,5	0,80	3,16	24,12	0,20	1,87	28,67	1883
P003-13NO-37G00015R	37 x 1,5	0,80	3,16	24,87	0,20	1,87	29,37	1986
P003-13NO-40G00015R	40 x 1,5	0,80	3,16	26,24	0,20	1,91	29,79	2140
P003-13NO-42G00015R	42 x 1,5	0,80	3,16	27,68	0,20	1,95	30,94	2228
P003-13NO-45G00015R	45 x 1,5	0,80	3,16	27,68	0,20	2,00	32,48	2416
P003-13NO-48G00015R	48 x 1,5	0,80	3,16	28,16	0,20	2,01	32,99	2532
P003-13NO-45X00025R	45 x 2,5	0,80	3,61	31,28	0,50	2,16	37,61	3618
P003-13NO-48X00025R	48 x 2,5	0,80	3,61	31,83	0,50	2,18	38,20	3790
P003-13NO-07G00025R	7 x 2,5	0,80	3,61	12,83	0,20	1,80	17,23	663
P003-13NO-10G00025R	10 x 2,5	0,80	3,61	16,44	0,20	1,80	20,84	967
P003-13NO-12G00025R	12 x 2,5	0,80	3,61	17,02	0,20	1,80	21,42	1076
P003-13NO-14X00025R	14 x 2,5	0,80	3,61	17,93	0,20	1,80	22,33	1210
P003-13NO-16X00025R	16 x 2,5	0,80	3,61	18,97	0,20	1,80	23,37	1358
P003-13NO-19X00025R	19 x 2,5	0,80	3,61	20,05	0,20	1,80	24,45	1549
P003-13NO-22X00025R	22 x 2,5	0,80	3,61	22,47	0,20	1,81	26,90	1883
P003-13NO-25G00025R	25 x 2,5	0,80	3,61	23,66	0,20	1,86	28,18	2103
P003-13NO-27G00025R	27 x 2,5	0,80	3,61	24,21	0,20	1,88	28,77	2232
P003-13NO-30X00025R	30 x 2,5	0,80	3,61	25,15	0,20	1,91	29,77	2451
P003-13NO-35X00025R	35 x 2,5	0,80	3,61	27,67	0,20	2,00	32,47	2632
P003-13NO-37X00025R	37 x 2,5	0,80	3,61	27,67	0,20	2,00	32,47	2702
P003-13NO-40X00025R	40 x 2,5	0,80	3,61	28,87	0,20	2,04	33,75	2915
P003-13NO-42X00025R	42 x 2,5	0,80	3,61	30,09	0,50	2,12	36,34	3393
P003-13NO-45X00025R	45 x 2,5	0,80	3,61	31,28	0,50	2,16	37,61	36

CAVO, ISOLATO IN PVC, CON GUAINA IN PIOMBO, ARMATO SWA, NON PROPAGANTE INCENDIO
FLAME RETARDANT, LEAD COVERED, SWA ARMoured, PVC INSULATED, POWER CABLE
PVC/PVC/LC/PVC/SWA/PVC - 0,6/1kV

CAVO, ISOLATO IN PVC, CON GUAINA IN PIOMBO, ARMATO STA, NON PROPAGANTE INCENDIO
FLAME RETARDANT, LEAD COVERED, STA ARMoured, PVC INSULATED, POWER CABLE
PVC/PVC/LC/PVC/STA/PVC - 0,6/1kV

Code	N° cores x cross section	Radial thickness insulation	Core Ø	Inner sheath diameter	Radial thickness lead cover	Lead cover diameter	Bedding Ø	Armour thickness	Radial thickness outer sheath	Outer Ø	Weight
		mm	mm	mm	mm	mm	mm	mm	mm	mm	Kg/km
P004-10NO-03G00250R	3 x 25	1,20	9,15	21,77	1,35	24,48	26,08	2,00	2,05	34,19	4064
P004-10NO-03G00350R	3 x 35	1,50	10,92	25,59	1,47	28,53	30,13	2,00	2,19	38,52	5159
P004-10NO-03G00500R	3 x 50	1,40	12,55	29,51	1,59	32,69	34,29	2,00	2,34	42,98	6489
P004-10NO-03G00700R	3 x 70	1,40	14,44	33,60	1,71	37,02	38,62	2,50	2,53	48,68	8540
P004-10NO-03G00950R	3 x 95	1,60	16,55	38,55	1,86	42,27	43,87	2,50	2,71	54,30	10768
P004-10NO-03G01200R	3 x 120	1,60	18,20	42,12	1,96	46,05	47,65	2,50	2,84	58,34	12623
P004-10NO-03G01500R	3 x 150	1,80	20,52	47,13	2,11	51,36	52,96	2,50	3,03	64,02	15123
P004-10NO-03G01850R	3 x 185	2,00	22,69	52,22	2,27	56,76	58,36	2,50	3,22	69,80	18116
P004-10NO-03G02400R	3 x 240	2,20	25,40	58,07	2,44	62,96	64,56	3,15	3,48	77,83	22799
P004-10NO-03G03000R	3 x 300	2,40	28,25	64,62	2,64	69,90	71,50	3,15	3,72	85,25	27421
P004-10NO-03G04000R	3 x 400	2,60	30,85	70,24	2,81	75,86	77,46	3,15	3,93	91,63	31811
P004-10NO-04G00015R	4 x 1,5	0,80	3,16	9,65	1,20	12,05	13,65	1,25	1,80	19,75	1217
P004-10NO-04G00025R	4 x 2,5	0,80	3,61	10,74	1,20	13,14	14,74	1,25	1,80	20,84	1374
P004-10NO-04G00040R	4 x 4	1,00	4,55	13,02	1,20	15,42	17,02	1,60	1,80	23,82	1833
P004-10NO-04G00060R	4 x 6	1,00	5,15	14,47	1,20	16,87	18,47	1,60	1,80	25,27	2095
P004-10NO-04G00100R	4 x 10	1,00	6,05	16,65	1,20	19,05	20,65	1,60	1,83	27,52	2526
P004-10NO-04G00160R	4 x 16	1,00	7,10	19,19	1,28	21,75	23,35	1,60	1,93	30,41	3167
P004-10NO-04G00250R	4 x 25	1,20	9,15	24,15	1,42	27,00	28,60	2,00	2,14	36,89	4827
P004-10NO-04G00350R	4 x 35	1,50	10,92	28,83	1,56	31,96	33,56	2,00	2,31	42,19	6263
P004-10NO-04G00500R	4 x 50	1,40	12,55	32,77	1,68	36,14	37,74	2,50	2,50	47,74	8233
P004-10NO-04G00700R	4 x 70	1,40	14,44	37,36	1,82	41,01	42,61	2,50	2,67	52,95	10355
P004-10NO-04G00950R	4 x 95	1,60	16,55	42,86	1,99	46,84	48,44	2,50	2,87	59,19	13147
P004-10NO-04G01200R	4 x 120	1,60	18,20	46,85	2,11	51,07	52,67	2,50	3,02	63,71	15471
P004-10NO-04G01500R	4 x 150	1,80	20,52	52,87	2,29	57,45	59,05	2,50	3,24	70,54	18792
P004-10NO-04G01850R	4 x 185	2,00	22,69	58,11	2,44	63,00	64,60	3,15	3,48	77,87	23303
P004-10NO-04G02400R	4 x 240	2,20	25,40	65,07	2,65	70,38	71,98	3,15	3,74	85,76	28334
P004-10NO-04G03000R	4 x 300	2,40	28,25	71,97	2,86	77,69	79,29	3,15	4,00	93,59	34044
P004-10NO-04G04000R	4 x 400	2,60	30,85	78,26	3,05	84,36	85,96	3,15	4,23	100,72	39572
P004-10NO-05G00015R	5 x 1,5	0,80	3,16	10,54	1,20	12,94	14,54	1,25	1,80	20,64	1328
P004-10NO-05G00025R	5 x 2,5	0,80	3,61	11,75	1,20	14,15	15,75	1,60	1,80	22,55	1649
P004-10NO-05G00040R	5 x 4	1,00	4,55	14,29	1,20	16,69	18,29	1,60	1,80	25,09	2045
P004-10NO-05G00060R	5 x 6	1,00	5,15	15,91	1,20	18,31	19,91	1,60	1,81	26,73	2351
P004-10NO-05G00100R	5 x 10	1,00	6,05	18,34	1,25	20,85	22,45	1,60	1,90	29,45	2921
P004-10NO-05G00160R	5 x 16	1,00	7,10	21,17	1,34	23,85	25,45	2,00	2,03	33,52	3931
P004-10NO-05G00250R	5 x 25	1,20	9,15	26,71	1,50	29,72	31,32	2,00	2,24	39,80	5655
P004-10NO-05G00350R	5 x 35	1,50	10,92	31,89	1,66	35,21	36,81	2,50	2,46	46,74	7817
P004-10NO-05G00500R	5 x 50	1,40	12,55	36,28	1,79	39,86	41,46	2,50	2,63	51,72	9746
P004-10NO-05G00700R	5 x 70	1,40	14,44	41,80	1,95	45,71	47,31	2,50	2,83	57,98	12439
P004-10NO-07X00015R	7 x 1,5	0,80	3,16	11,48	1,20	13,88	15,48	1,60	1,80	22,28	1603
P004-10NO-10X00015R	10x1,5	0,80	3,16	14,64	1,20	17,04	18,64	1,60	1,80	25,44	2037
P004-10NO-12X00015R	12x1,5	0,80	3,16	15,15	1,20	17,55	19,15	1,60	1,80	25,95	2145
P004-10NO-14X00015R	14x1,5	0,80	3,16	15,94	1,20	18,34	19,94	1,60	1,81	26,76	2298
P004-10NO-16X00015R	16x1,5	0,80	3,16	16,86	1,21	19,28	20,88	1,60	1,84	27,77	2474
P004-10NO-19X00015R	19x1,5	0,80	3,16	17,80	1,23	20,27	21,87	1,60	1,88	28,83	2691
P004-10NO-22X00015R	22x1,5	0,80	3,16	19,92	1,30	22,52	24,12	1,60	1,96	31,24	3110
P004-10NO-25X00015R	25x1,5	0,80	3,16	20,96	1,33	23,62	25,22	2,00	2,02	33,27	3582
P004-10NO-27X00015R	27x1,5	0,80	3,16	21,44	1,34	24,13	25,73	2,00	2,04	33,82	3724
P004-10NO-30X00015R	30x1,5	0,80	3,16	22,26	1,37	25,00	26,60	2,00	2,07	34,75	3943
P004-10NO-35X00015R	35x1,5	0,80	3,16	24,12	1,42	26,97	28,57	2,00	2,14	36,85	4453
P004-10NO-37X00015R	37x1,5	0,80	3,16	24,12	1,42	26,97	28,57	2,00	2,14	36,85	4501
P004-10NO-40X00015R	40x1,5	0,80	3,16	25,17	1,46	28,09	29,69	2,00	2,18	38,05	4769
P004-10NO-42X00015R	42x1,5	0,80	3,16	26,24	1,49	29,22	30,82	2,00	2,22	39,26	4978
P004-10NO-45X00015R	45x1,5	0,80	3,16	27,68	1,53	30,75	32,35	2,00	2,27	40,90	5342
P004-10NO-48X00015R	48x1,5	0,80	3,16	28,16	1,54	31,25	32,85	2,00	2,29	41,43	5515
P004-10NO-07G00015R	7 x 1,5	0,80	3,16	11,48	1,20	13,88	15,48	1,60	1,80	22,28	1603
P004-10NO-10G00015R	10x1,5	0,80	3,16	14,64	1,20	17,04	18,64	1,60	1,80	25,44	2037
P004-10NO-12G00015R	12x1,5	0,80	3,16	15,15	1,20	17,55	19,15	1,60	1,80	25,95	2145
P004-10NO-14G00015R	14x1,5	0,80	3,16	15,94	1,20	18,34	19,94	1,60	1,81	26,76	2298
P004-10NO-16G00015R	16x1,5	0,80	3,16	16,86	1,21	19,28	20,88	1,60	1,84	27,77	2474
P004-10NO-19G00015R	19x1,5	0,80	3,16	17,80	1,23	20,27	21,87	1,60	1,88	28,83	2691
P004-10NO-22G00015R	22x1,5	0,80	3,16	19,92	1,30	22,52	24,12	1,60	1,96	31,24	3110
P004-10NO-25G00015R	25x1,5	0,80	3,16	20,96	1,33	23,62	25,22	2,00	2,02	33,27	3582
P004-10NO-27G00015R	27x1,5	0,80	3,16	21,44	1,34	24,13	25,73	2,00	2,04	33,82	3724
P004-10NO-30G00015R	30x1,5	0,80	3,16	22,26	1,37	25,00	26,60	2,00	2,07	34,75	3943

Code	N° cores x cross section	Radial thickness insulation	Core Ø	Inner sheath diameter	Radial thickness lead cover	Lead cover diameter	Bedding Ø	Armour thickness	Radial thickness outer sheath	Outer Ø	Weight
		mm	mm	mm	mm	mm	mm	mm	mm	mm	Kg/km
P004-10NO-35G00015R	35 x 1,5	0,80	3,16	24,12	1,42	26,97	28,57	2,00	2,14	36,85	4453
P004-10NO-37G00015R	37 x 1,5	0,80	3,16	24,12	1,42	26,97	28,57	2,00	2,14	36,85	4501
P004-10NO-40G00015R	40 x 1,5	0,80	3,16	25,17	1,46	28,09	29,69	2,00	2,18	38,05	4769
P004-10NO-42G00015R	42 x 1,5	0,80	3,16	26,24	1,49	29,22	30,82	2,00	2,22	39,26	4978
P004-10NO-45G00015R	45 x 1,5	0,80	3,16	27,68	1,53	30,75	32,35	2,00	2,27	40,90	5342
P004-10NO-48G00015R	48 x 1,5	0,80	3,16	28,16	1,54	31,25	32,85	2,00	2,29	41,43	5515
P004-10NO-07X00025R	7 x 2,5	0,80	3,61	12,83	1,20	15,23	16,83	1,60	1,80	23,63	1838
P004-10NO-10X00025R	10 x 2,5	0,80	3,61	16,44	1,20	18,84	20,44	1,60	1,83	27,30	2378
P004-10NO-12X00025R	12 x 2,5	0,80	3,61	17,02	1,21	19,45	21,05	1,60	1,85	27,95	2531
P004-10NO-14X00025R	14 x 2,5	0,80	3,61	17,93	1,24	20,41	22,01	1,60	1,88	28,98	2743
P004-10NO-16X00025R	16 x 2,5	0,80	3,61	18,97	1,27	21,51	23,11	1,60	1,92	30,16	2979
P004-10NO-19X00025R	19 x 2,5	0,80	3,61	20,05	1,30	22,66	24,26	1,60	1,96	31,39	3263
P004-10NO-22X00025R	22 x 2,5	0,80	3,61	22,47	1,37	25,22	26,82	2,00	2,08	34,98	4051
P004-10NO-25X00025R	25 x 2,5	0,80	3,61	23,66	1,41	26,48	28,08	2,00	2,12	36,33	4387
P004-10NO-27X00025R	27 x 2,5	0,80	3,61	24,21	1,43	27,07	28,67	2,00	2,14	36,96	4573
P004-10NO-30X00025R	30 x 2,5	0,80	3,61	25,15	1,45	28,06	29,66	2,00	2,18	38,02	4854
P004-10NO-35X00025R	35 x 2,5	0,80	3,61	27,67	1,53	30,74	32,34	2,00	2,27	40,89	5571
P004-10NO-37X00025R	37 x 2,5	0,80	3,61	27,67	1,53	30,74	32,34	2,00	2,27	40,89	5642
P004-10NO-40X00025R	40 x 2,5	0,80	3,61	28,87	1,57	32,01	33,61	2,00	2,32	42,25	6009
P004-10NO-42X00025R	42 x 2,5	0,80	3,61	30,09	1,60	33,30	34,90	2,00	2,36	43,63	6259
P004-10NO-45X00025R	45 x 2,5	0,80	3,61	31,28	1,64	34,56	36,16	2,50	2,44	46,05	7042
P004-10NO-48X00025R	48 x 2,5	0,80	3,61	31,83	1,65	35,14	36,74	2,50	2,46	46,67	7288
P004-10NO-07G00025R	7 x 2,5	0,80	3,61	12,83	1,20	15,23	16,83	1,60	1,80	23,63	1838
P00											

**CAVO, ISOLATO IN PVC, CON GUAINA IN PIOMBO, ARMATO STA, NON PROPAGANTE INCENDIO
FLAME RETARDANT, LEAD COVERED, STA ARMoured, PVC INSULATED, POWER CABLE**

PVC/PVC/LC/PVC/STA/PVC - 0,6/1kV

Code	N° cores x cross section	Radial thickness insulation	Core Ø	Inner sheath diameter	Radial thickness lead cover	Lead cover diameter	Bedding Ø	Armour thickness	Radial Thickness outer sheath	Outer Ø	Weight
	mm	mm	mm	mm	mm	mm	mm	mm	mm	mm	Kg/km
P005-10NO-03G00250R	3 x 25	1,20	9,15	21,77	1,35	24,48	26,08	0,20	1,94	30,77	3124
P005-10NO-03G00350R	3 x 35	1,50	10,92	25,59	1,47	28,53	30,13	0,50	2,12	36,38	4455
P005-10NO-03G00500R	3 x 50	1,40	12,55	29,51	1,59	32,69	34,29	0,50	2,27	40,84	5686
P005-10NO-03G00700R	3 x 70	1,40	14,44	33,60	1,71	37,02	38,62	0,50	2,42	45,47	7238
P005-10NO-03G00950R	3 x 95	1,60	16,55	38,55	1,86	42,27	43,87	0,50	2,61	51,09	9288
P005-10NO-03G01200R	3 x 120	1,60	18,20	42,12	1,96	46,05	47,65	0,50	2,47	55,13	11017
P005-10NO-03G01500R	3 x 150	1,80	20,52	47,13	2,11	51,36	52,96	0,50	2,92	60,81	13379
P005-10NO-03G01850R	3 x 185	2,00	22,69	52,22	2,27	56,76	58,36	0,50	3,11	66,59	16197
P005-10NO-03G02400R	3 x 240	2,20	25,40	58,07	2,44	62,96	64,56	0,50	3,33	73,22	19778
P005-10NO-03G03000R	3 x 300	2,40	28,25	64,62	2,64	69,90	71,50	0,80	3,61	81,93	24929
P005-10NO-03G04000R	3 x 400	2,60	30,85	70,24	2,81	75,86	77,46	0,80	3,82	88,31	29122
P005-10NO-04G00015R	4 x 1,5	0,80	3,16	9,65	1,20	12,05	13,65	0,20	1,80	18,05	947
P005-10NO-04G00025R	4 x 2,5	0,80	3,61	10,74	1,20	13,14	14,74	0,20	1,80	19,14	1084
P005-10NO-04G00040R	4 x 4	1,00	4,55	13,02	1,20	15,42	17,02	0,20	1,80	21,42	1369
P005-10NO-04G00060R	4 x 6	1,00	5,15	14,47	1,20	16,87	18,47	0,20	1,80	22,87	1595
P005-10NO-04G00100R	4 x 10	1,00	6,05	16,65	1,20	19,05	20,65	0,20	1,80	25,05	1974
P005-10NO-04G00160R	4 x 16	1,00	7,10	19,19	1,28	21,75	23,35	0,20	1,85	27,85	2548
P005-10NO-04G00250R	4 x 25	1,20	9,15	24,15	1,42	27,00	28,60	0,20	2,03	33,46	3804
P005-10NO-04G00350R	4 x 35	1,50	10,92	28,83	1,56	31,96	33,56	0,50	2,24	40,05	5496
P005-10NO-04G00500R	4 x 50	1,40	12,55	32,77	1,68	36,14	37,74	0,50	2,39	44,53	6954
P005-10NO-04G00700R	4 x 70	1,40	14,44	37,36	1,82	41,01	42,61	0,50	2,56	49,74	8931
P005-10NO-04G00950R	4 x 95	1,60	16,55	42,86	1,99	46,84	48,44	0,50	2,77	55,98	11516
P005-10NO-04G01200R	4 x 120	1,60	18,20	46,85	2,11	51,07	52,67	0,50	2,91	60,52	13721
P005-10NO-04G01500R	4 x 150	1,80	20,52	52,87	2,29	57,45	59,05	0,50	3,14	67,33	16846
P005-10NO-04G01850R	4 x 185	2,00	22,69	58,11	2,44	63,00	64,60	0,50	3,33	73,22	20283
P005-10NO-04G02400R	4 x 240	2,20	25,40	65,07	2,65	70,38	71,98	0,80	3,63	82,45	25856
P005-10NO-04G03000R	4 x 300	2,40	28,25	71,97	2,86	77,69	79,29	0,80	3,89	90,27	31284
P005-10NO-04G04000R	4 x 400	2,60	30,85	78,26	3,05	84,36	85,96	0,80	4,12	97,41	36636
P005-10NO-05G00015R	5 x 1,5	0,80	3,16	10,54	1,20	12,94	14,54	0,20	1,80	18,94	1046
P005-10NO-05G00025R	5 x 2,5	0,80	3,61	11,75	1,20	14,15	15,75	0,20	1,80	20,15	1207
P005-10NO-05G00040R	5 x 4	1,00	4,55	14,29	1,20	16,69	18,29	0,20	1,80	22,69	1543
P005-10NO-05G00060R	5 x 6	1,00	5,15	15,91	1,20	18,31	19,91	0,20	1,80	24,31	1812
P005-10NO-05G00100R	5 x 10	1,00	6,05	18,34	1,25	20,85	22,45	0,20	1,81	26,88	2311
P005-10NO-05G00160R	5 x 16	1,00	7,10	21,17	1,34	23,85	25,45	0,20	1,92	30,09	3012
P005-10NO-05G00250R	5 x 25	1,20	9,15	26,71	1,50	29,72	31,32	0,50	2,17	37,66	4923
P005-10NO-05G00350R	5 x 35	1,50	10,92	31,89	1,66	35,21	36,81	0,50	2,36	43,53	6561
P005-10NO-05G00500R	5 x 50	1,40	12,55	36,28	1,79	39,86	41,46	0,50	2,52	48,51	8340
P005-10NO-05G00700R	5 x 70	1,40	14,44	41,80	1,95	45,71	47,31	0,50	2,73	54,77	10865
P005-10NO-07X00015R	7 x 1,5	0,80	3,16	11,48	1,20	13,88	15,48	0,20	1,80	19,88	1175
P005-10NO-10X00015R	10x1,5	0,80	3,16	14,64	1,20	17,04	18,64	0,20	1,80	23,04	1538
P005-10NO-12X00015R	12x1,5	0,80	3,16	15,15	1,20	17,55	19,15	0,20	1,80	23,55	1634
P005-10NO-14X00015R	14x1,5	0,80	3,16	15,94	1,20	18,34	19,94	0,20	1,80	24,34	1759
P005-10NO-16X00015R	16x1,5	0,80	3,16	16,86	1,21	19,28	20,88	0,20	1,80	25,28	1907
P005-10NO-19X00015R	19x1,5	0,80	3,16	17,80	1,23	20,27	21,87	0,20	1,80	26,27	2094
P005-10NO-22X00015R	22x1,5	0,80	3,16	19,92	1,30	22,52	24,12	0,20	1,87	28,67	2464
P005-10NO-25X00015R	25x1,5	0,80	3,16	20,96	1,33	23,62	25,22	0,20	1,91	29,85	2686
P005-10NO-27X00015R	27x1,5	0,80	3,16	21,44	1,34	24,13	25,73	0,20	1,93	30,39	2807
P005-10NO-30X00015R	30x1,5	0,80	3,16	22,26	1,37	25,00	26,60	0,20	1,96	31,32	3007
P005-10NO-35X00015R	35x1,5	0,80	3,16	24,12	1,42	26,97	28,57	0,20	2,03	33,43	3430
P005-10NO-37X00015R	37x1,5	0,80	3,16	24,12	1,42	26,97	28,57	0,20	2,03	33,43	3478
P005-10NO-40X00015R	40x1,5	0,80	3,16	25,17	1,46	28,09	29,69	0,20	2,07	34,63	3728
P005-10NO-42X00015R	42x1,5	0,80	3,16	26,24	1,49	29,22	30,82	0,50	2,15	37,12	4261
P005-10NO-45X00015R	45x1,5	0,80	3,16	27,68	1,53	30,75	32,35	0,50	2,20	38,76	4603
P005-10NO-48X00015R	48x1,5	0,80	3,16	28,16	1,54	31,25	32,85	0,50	2,22	39,29	4760
P005-10NO-07G00015R	7 x 1,5	0,80	3,16	11,48	1,20	13,88	15,48	0,20	1,80	19,88	1175
P005-10NO-10G00015R	10x1,5	0,80	3,16	14,64	1,20	17,04	18,64	0,20	1,80	23,04	1538
P005-10NO-12G00015R	12x1,5	0,80	3,16	15,15	1,20	17,55	19,15	0,20	1,80	23,55	1634
P005-10NO-14G00015R	14x1,5	0,80	3,16	15,94	1,20	18,34	19,94	0,20	1,80	24,34	1759
P005-10NO-16G00015R	16x1,5	0,80	3,16	16,86	1,21	19,28	20,88	0,20	1,80	25,28	1907
P005-10NO-19G00015R	19x1,5	0,80	3,16	17,80	1,23	20,27	21,87	0,20	1,80	26,27	2094
P005-10NO-22G00015R	22x1,5	0,80	3,16	19,92	1,30	22,52	24,12	0,20	1,87	28,67	2464
P005-10NO-25G00015R	25x1,5	0,80	3,16	20,96	1,33	23,62	25,22	0,20	1,91	29,85	2686
P005-10NO-27G00015R	27x1,5	0,80	3,16	21,44	1,34	24,13	25,73	0,20	1,93	30,39	2807
P005-10NO-30G00015R	30x1,5	0,80	3,16	22,26	1,37	25,00	26,60	0,20	1,96	31,32	3007

Code	N° cores x cross section	Radial thickness insulation	Core Ø	Inner sheath diameter	Radial thickness lead cover	Lead cover diameter	Bedding Ø	Armour thickness	Radial Thickness outer sheath	Outer Ø	Weight
	mm	mm	mm	mm	mm	mm	mm	mm	mm	mm	Kg/km
P005-10NO-35G00015R	35 x 1,5	0,80	3,16	24,12	1,42	26,97	28,57	0,20	2,03	33,43	3430
P005-10NO-37G00015R	37 x 1,5	0,80	3,16	24,12	1,42	26,97	28,57	0,20	2,03	33,43	3478
P005-10NO-40G00015R	40 x 1,5	0,80	3,16	25,17	1,46	28,09	29,69	0,20	2,07	34,63	3728
P005-10NO-42G00015R	42 x 1,5	0,80	3,16	26,24	1,49	29,22	30,82	0,50	2,15	37,12	4261
P005-10NO-45G00015R	45 x 1,5	0,80	3,16	27,68	1,53	30,75	32,35	0,50	2,20	38,76	4603
P005-10NO-48G00015R	48 x 1,5	0,80	3,16	28,16	1,54	31,25	32,85	0,50	2,22	39,29	4760
P005-10NO-07X00025R	7 x 2,5	0,80	3,61	12,83	1,20	15,23	16,83	0,20	1,80	21,23	1373
P005-10NO-10X00025R	10 x 2,5	0,80	3,61	16,44	1,20	18,84	20,44	0,20	1,80	24,84	1825
P005-10NO-12X00025R	12 x 2,5	0,80	3,61	17,02	1,21	19,45	21,05	0,20	1,80	25,45	1964
P005-10NO-14X00025R	14 x 2,5	0,80	3,61	17,93	1,24	20,41	22,01	0,20	1,80	26,41	2147
P005-10NO-16X00025R	16 x 2,5	0,80	3,61	18,97	1,27	21,51	23,11	0,20	1,84	27,59	2358
P005-10NO-19X00025R	19 x 2,5	0,80	3,61	20,05	1,30	22,66	24,26	0,20	1,88	28,82	2618
P005-10NO-22X00025R	22 x 2,5	0,80	3,61	22,47	1,37	25,22	26,82	0,20	1,97	31,56	3092
P005-10NO-25X00025R	25 x 2,5	0,80	3,61	23,66	1,41	26,48	28,08	0,20	2,01	32,91	3386
P005-10NO-27X00025R	27 x 2,5	0,80	3,61	24,21	1,43	27,07	28,67	0,20	2,03	33,54	3550
P005-10NO-30X00025R	30 x 2,5	0,80	3,61	25,15	1,45	28,06	29,66	0,20	2,07	34,60	3814
P005-10NO-35X00025R	35 x 2,5	0,80	3,61	27,67	1,53	30,74	32,34	0,50	2,20	38,75	4832
P005-10NO-37X00025R	37 x 2,5	0,80	3,61	27,67	1,53	30,74	32,34	0,50	2,20	38,75	4902
P005-10NO-40X00025R	40 x 2,5	0,80	3,61	28,87	1,57	32,01	33,61	0,50	2,25	40,11	5243
P005-10NO-42X00025R	42 x 2,5	0,80	3,61	30,09	1,60	33,30	34,90	0,50	2,29	41,49	5467
P005-10NO-45X00025R	45 x 2,5	0,80	3,61	31,28	1,64	34,56	36,16	0,50	2,34	42,84	5813
P005-10NO-48X00025R	48 x 2,5	0,80	3,61	31,83	1,65	35,14	36,74	0,50	2,36	43,46	6030
P005-10NO-07G00025R	7 x 2,5	0,80	3,61	12,83	1,20	15,23	16,83	0,20	1,80	21,23	1373
P005-10NO-10G00025R	10 x 2,5	0,80	3,61	16,44	1,20	18,84	20,44	0,20	1,80		

**CAVO, ISOLATO IN XLPE, NON ARMATO, NON PROPAGANTE INCENDIO
FLAME RETARDANT, UNARMoured, XLPE INSULATED, POWER CABLE**

XLPE/PVC - 0,6/1kV


Code	N° cores x cross section	Radial thickness insulation	Core Ø	Radial thickness outer sheath	Outer Ø	Weight
		mm	mm	mm	mm	Kg/km
P006-05NO-04X02400R	4 x 240	1,70	24,40	1,80	62,65	20552
P006-05NO-04X03000R	4 x 300	1,80	27,05	1,80	69,07	27542
P006-05NO-04X04000R	4 x 400	2,00	29,65	1,80	75,36	35296
P006-05NO-05X0015R	5 x 1,5	0,70	2,96	1,80	11,60	177
P006-05NO-05X0025R	5 x 2,5	0,70	3,41	1,80	12,81	239
P006-05NO-05X0040R	5 x 4	0,70	3,95	1,80	14,27	332
P006-05NO-05X0060R	5 x 6	0,70	4,55	1,80	15,89	458
P006-05NO-05X0100R	5 x 10	0,70	5,45	1,80	18,32	698
P006-05NO-05X0160R	5 x 16	0,70	6,50	1,80	21,15	1062
P006-05NO-05X0250R	5 x 25	0,90	8,55	1,80	26,69	1909
P006-05NO-05X0350R	5 x 35	0,90	9,72	1,80	29,85	2662
P006-05NO-05X0500R	5 x 50	1,00	11,75	1,80	35,32	4015
P006-05NO-05X0700R	5 x 70	1,10	13,84	1,80	40,98	6121
P006-05NO-03G0015R	3 x 1,5	0,70	2,96	1,80	10,00	125
P006-05NO-03G0025R	3 x 2,5	0,70	3,41	1,80	10,97	164
P006-05NO-03G0040R	3 x 4	0,70	3,95	1,80	12,14	220
P006-05NO-03G0060R	3 x 6	0,70	4,55	1,80	13,43	295
P006-05NO-03G0100R	3 x 10	0,70	5,45	1,80	15,38	434
P006-05NO-03G0160R	3 x 16	0,70	6,50	1,80	17,64	638
P006-05NO-03G0250R	3 x 25	0,90	8,55	1,80	22,07	1091
P006-05NO-03G0350R	3 x 35	0,90	9,72	1,80	24,60	1480
P006-05NO-03G0500R	3 x 50	1,00	11,75	1,80	28,98	2147
P006-05NO-03G0700R	3 x 70	1,10	13,84	1,80	33,51	3153
P006-05NO-03G0950R	3 x 95	1,10	15,55	1,80	37,19	4435
P006-05NO-03G01200R	3 x 120	1,20	17,40	1,80	41,19	5834
P006-05NO-03G01500R	3 x 150	1,40	19,72	1,80	46,21	7631
P006-05NO-03G01850R	3 x 185	1,60	21,89	1,80	50,89	10110
P006-05NO-03G02400R	3 x 240	1,70	24,40	1,80	56,31	13549
P006-05NO-03G03000R	3 x 300	1,80	27,05	1,80	62,03	17987
P006-05NO-03G04000R	3 x 400	2,00	29,65	1,80	67,65	22885
P006-05NO-04G0015R	4 x 1,5	0,70	2,96	1,80	10,77	151
P006-05NO-04G0025R	4 x 2,5	0,70	3,41	1,80	11,86	201
P006-05NO-04G0040R	4 x 4	0,70	3,95	1,80	13,16	274
P006-05NO-04G0060R	4 x 6	0,70	4,55	1,80	14,62	374
P006-05NO-04G0100R	4 x 10	0,70	5,45	1,80	16,79	561
P006-05NO-04G0160R	4 x 16	0,70	6,50	1,80	19,33	840
P006-05NO-04G0250R	4 x 25	0,90	8,55	1,80	24,30	1474
P006-05NO-04G0350R	4 x 35	0,90	9,72	1,80	27,13	2027
P006-05NO-04G0500R	4 x 50	1,00	11,75	1,80	32,03	2998
P006-05NO-04G0700R	4 x 70	1,10	13,84	1,80	37,11	4490
P006-05NO-04G0950R	4 x 95	1,10	15,55	1,80	41,24	6409
P006-05NO-04G01200R	4 x 120	1,20	17,40	1,80	45,71	8542
P006-05NO-04G01500R	4 x 150	1,40	19,72	1,80	51,33	11322
P006-05NO-04G01850R	4 x 185	1,60	21,89	1,80	56,58	15171
P006-05NO-04G02400R	4 x 240	1,70	24,40	1,80	62,65	20552
P006-05NO-04G03000R	4 x 300	1,80	27,05	1,80	69,07	27542
P006-05NO-04G04000R	4 x 400	2,00	29,65	1,80	75,36	35296
P006-05NO-05G0015R	5 x 1,5	0,70	2,96	1,80	11,60	177
P006-05NO-05G0025R	5 x 2,5	0,70	3,41	1,80	12,81	239
P006-05NO-05G0040R	5 x 4	0,70	3,95	1,80	14,27	332
P006-05NO-05G0060R	5 x 6	0,70	4,55	1,80	15,89	458
P006-05NO-05G0100R	5 x 10	0,70	5,45	1,80	18,32	698
P006-05NO-05G0160R	5 x 16	0,70	6,50	1,80	21,15	1062
P006-05NO-05G0250R	5 x 25	0,90	8,55	1,80	26,69	1909
P006-05NO-05G0350R	5 x 35	0,90	9,72	1,80	29,85	2662
P006-05NO-05G0500R	5 x 50	1,00	11,75	1,80	35,32	4015
P006-05NO-05G0700R	5 x 70	1,10	13,84	1,80	40,98	6121
P006-05NO-07X0015R	7 x 1,5	0,70	2,96	1,80	12,48	222
P006-05NO-10X0015R	10 x 1,5	0,70	2,96	1,80	15,44	311
P006-05NO-12X0015R	12 x 1,5	0,70	2,96	1,80	15,92	355
P006-05NO-14X0015R	14 x 1,5	0,70	2,96	1,80	16,66	403
P006-05NO-16X0015R	16 x 1,5	0,70	2,96	1,80	17,52	454
P006-05NO-19X0015R	19 x 1,5	0,70	2,96	1,80	18,40	525
P006-05NO-22X0015R	22 x 1,5	0,70	2,96	1,80	20,39	625
P006-05NO-25X0015R	25 x 1,5	0,70	2,96	1,80	21,36	699

Code	N° cores x cross section	Radial thickness insulation	Core Ø	Radial thickness outer sheath	Outer Ø	Weight
		mm	mm	mm	mm	Kg/km
P006-05NO-27X0015R	27 x 1,5	0,70	2,96	1,80	21,81	747
P006-05NO-30X0015R	30 x 1,5	0,70	2,96	1,80	22,58	825
P006-05NO-35X0015R	35 x 1,5	0,70	2,96	1,80	24,32	967
P006-05NO-37X0015R	37 x 1,5	0,70	2,96	1,80	24,32	1012
P006-05NO-40X0015R	40 x 1,5	0,70	2,96	1,80	25,30	1088
P006-05NO-42X0015R	42 x 1,5	0,70	2,96	1,80	26,31	1205
P006-05NO-45X0015R	45 x 1,5	0,70	2,96	1,80	27,28	1280
P006-05NO-48X0015R	48 x 1,5	0,70	2,96	1,80	27,73	1352
P006-05NO-07G0015R	7 x 1,5	0,70	2,96	1,80	12,48	222
P006-05NO-10G0015R	10 x 1,5	0,70	2,96	1,80	15,44	311
P006-05NO-12G0015R	12 x 1,5	0,70	2,96	1,80	15,92	355
P006-05NO-14G0015R	14 x 1,5	0,70	2,96	1,80	16,66	403
P006-05NO-16G0015R	16 x 1,5	0,70	2,96	1,80	17,52	454
P006-05NO-19G0015R	19 x 1,5	0,70	2,96	1,80	18,40	525
P006-05NO-22G0015R	22 x 1,5	0,70	2,96	1,80	20,39	625
P006-05NO-25G0015R	25 x 1,5	0,70	2,96	1,80	21,36	699
P006-05NO-27G0015R	27 x 1,5	0,70	2,96	1,80	21,81	747
P006-05NO-30G0015R	30 x 1,5	0,70	2,96	1,80	22,58	825
P006-05NO-35G0015R	35 x 1,5	0,70	2,96	1,80	24,32	967
P006-05NO-37G0015R	37 x 1,5	0,70	2,96	1,80	24,32	1012
P006-05NO-40G0015R	40 x 1,5	0,70	2,96	1,80	25,30	1088
P006-05NO-42G0015R	42 x 1,5	0,70	2,96	1,80	26,31	1205
P006-05NO-45G0015R	45 x 1,5	0,70	2,96	1,80	27,28	1280
P006-05NO-48G0015R	48 x 1,5	0,70	2,96	1,80	27,73	1352
P006-05NO-07X0025R	7 x 2,5	0,70	3,41	1,80	13,83	308
P006-05NO-10X0025R	10 x 2,5	0,70	3,41	1,80	17,24	439
P006-05NO-12X0025R	12 x 2,5	0,70	3,41	1,80	17,79	507
P006-05NO-14X0025R	14 x 2,5	0,70	3,41	1,80	18,64	582
P006-05NO-16X0025R	16 x 2,5	0,70	3,41	1,80	19,63	661
P006-05NO-19X0025R	19 x 2,5	0,70	3,41	1,80	20,65	773
P006-05NO-22X0025R	22 x 2,5	0,70	3,41	1,80	22,94	932
P006-05NO-25X0025R	25 x 2,5	0,70	3,41	1,80	24,06	1050
P006-05NO-27X0025R	27 x 2,5	0,70	3,41	1,80	24,58	1125
P006-05NO-30X0025R	30 x 2,5	0,70	3,41	1,80	25,46	1250
P006-05NO-35X0025R	35 x 2,5	0,70	3,41	1,80	27,47	1487
P006-05NO-37X0025R	37 x 2,5	0,70	3,41	1,80	27,47	1553
P006-05NO-40X0025R	40 x 2,5	0,70	3,41	1,80	28,60	1672
P006-05NO-42X0025R	42 x 2,5	0,70	3,41	1,80	29,76	1878
P006-05NO-45X0025R	45 x 2,5	0,70	3,41	1,80	30,88	1996
P006-05NO-48X0025R	48 x 2,5	0,70	3,41	1,80	31,40	1633

**CAVO, ISOLATO IN XLPE, ARMATO SWA, NON PROPAGANTE INCENDIO
FLAME RETARDANT, SWA ARMoured, XLPE INSULATED, POWER CABLE**

XLPE/PVC/SWA/PVC - 0,6/1kV

CONSTRUCTION SPECIFICATIONS



- CONDUCTOR:**
Plain annealed Copper, stranding to class 2 (IEC 60228)
- INSULATION:**
XLPE (Cross-linked polyethylene)
- INNER SHEATH:**
PVC (Polyvinylchloride) Black RAL 9005
- ARMOURING:**
Galvanized Steel Wires
- OUTER SHEATH:**
PVC (Polyvinylchloride) Black RAL 9005

APPLICATIONS: Low voltage power and control cables are used for electricity supply in low voltage installation. Armoured cables are well adapted to underground use in industrial applications. Both versions with lead cover an enhanced resistance to aromatic hydrocarbon.

APPLICABLE STANDARD		
	CONSTRUCTION	IEC 60502-1
	CONDUCTOR	IEC 60228
	FLAME RETARDANT	IEC 60332-1
	FIRE PROPAGATION	IEC 60332-3

DIMENSIONAL & ELECTRICAL PROPERTIES		
	OPERATIONG VOLTAGE	600/1000 V
	TESTING VOLTAGE	3500 V
	CONDUCTOR TEMP.	90 °C
	SHORT-CIRCUIT TEMP.	250 °C
	ENVIRONMENTAL TEMP.	-20/+70 °C
	INSTALLATION TEMP.	-5/+50 °C

MARKING: <Year> EUROCAVI - XLPE/PVC/SWA/PVC - 600/1000V - N° of cores x Cross-section - IEC 60332-3 <Work Order #> - Meter Marking # - CE

Code	N° cores x cross section	Radial thickness insulation	Core Ø	Inner Sheath Ø	Armour Thickness	Radial Thickness outer sheath	Outer Ø	Weight
		mm	mm	mm	mm	mm	mm	Kg/km
P007-04NO-01X0500R	1 x 50	1,00	11,75	13,75	1,25	1,80	19,85	1018
P007-04NO-01X0700R	1 x 70	1,10	13,84	15,85	1,60	1,80	22,65	1397
P007-04NO-01X0950R	1 x 95	1,10	15,55	17,55	1,60	1,80	24,35	1766
P007-04NO-01X1200R	1 x 120	1,20	17,40	19,40	1,60	1,80	26,20	2149
P007-04NO-01X1500R	1 x 150	1,40	19,72	21,73	1,60	1,87	28,68	2610
P007-04NO-01X1850R	1 x 185	1,60	21,89	23,89	1,60	1,95	30,99	3188
P007-04NO-01X2400R	1 x 240	1,70	24,40	26,40	2,00	2,06	34,53	4000
P007-04NO-01X3000R	1 x 300	1,80	27,05	29,45	2,00	2,17	37,80	4899
P007-04NO-01X4000R	1 x 400	2,00	29,65	32,05	2,00	2,26	40,58	5768
P007-04NO-01X0500R	1 x 500	2,20	33,20	35,60	2,50	2,42	45,45	7267
P007-04NO-01X06300R	1 x 630	2,40	34,95	37,35	2,50	2,48	47,32	7948
P007-08NO-02X0015R	2 x 1,5	0,70	2,96	7,92	0,80	1,80	13,12	340
P007-08NO-02X0025R	2 x 2,5	0,70	3,41	8,82	0,80	1,80	14,02	396
P007-08NO-02X0040R	2 x 4	0,70	3,95	9,90	0,80	1,80	15,10	479
P007-08NO-02X0060R	2 x 6	0,70	4,55	11,1				

CAVO, ISOLATO IN XLPE, ARMATO SWA, NON PROPAGANTE INCENDIO
FLAME RETARDANT, SWA ARMoured, XLPE INSULATED, POWER CABLE
XLPE/PVC/SWA/PVC - 0,6/1kV

Code	N° cores x cross section	Radial thickness insulation	Core Ø	Inner Sheath Ø	Armour Thickness	Radial Thickness outer sheath	Outer Ø	Weight
		mm	mm	mm	mm	mm	mm	Kg/km
P007-08NO-05X00160R	5 x 16	0,70	6,50	19,52	1,60	1,80	26,35	2190
P007-08NO-05X00250R	5 x 25	0,90	8,55	25,09	2,00	2,02	33,13	3746
P007-08NO-05X00350R	5 x 35	0,90	9,72	28,65	2,00	2,14	36,94	4894
P007-08NO-05X00500R	5 x 50	1,00	11,75	34,12	2,00	2,33	42,79	6881
P007-08NO-05X00700R	5 x 70	1,10	13,84	40,18	2,50	2,58	50,35	10243
P007-08NO-03G00015R	3 x 1,5	0,70	2,96	8,40	0,80	1,80	13,60	379
P007-08NO-03G00025R	3 x 2,5	0,70	3,41	9,37	0,80	1,80	14,57	449
P007-08NO-03G00040R	3 x 4	0,70	3,95	10,54	1,25	1,80	16,64	663
P007-08NO-03G00060R	3 x 6	0,70	4,55	11,83	1,25	1,80	17,93	800
P007-08NO-03G00100R	3 x 10	0,70	5,45	13,78	1,25	1,80	19,88	1044
P007-08NO-03G00160R	3 x 16	0,70	6,50	16,04	1,60	1,80	22,84	1513
P007-08NO-03G00250R	3 x 25	0,90	8,55	20,47	1,60	1,83	27,33	2296
P007-08NO-03G00350R	3 x 35	0,90	9,72	23,00	1,60	1,92	30,04	2902
P007-08NO-03G00500R	3 x 50	1,00	11,75	27,78	2,00	2,11	36,01	4266
P007-08NO-03G00700R	3 x 70	1,10	13,84	32,31	2,00	2,27	40,86	5792
P007-08NO-03G00950R	3 x 95	1,10	15,55	35,99	2,50	2,43	45,86	7952
P007-08NO-03G01200R	3 x 120	1,20	17,40	40,39	2,50	2,59	50,57	9977
P007-08NO-03G01500R	3 x 150	1,40	19,72	45,41	2,50	2,76	55,94	12597
P007-08NO-03G01850R	3 x 185	1,60	21,89	50,49	2,50	2,94	61,38	15938
P007-08NO-03G02400R	3 x 240	1,70	24,40	55,91	2,50	3,13	67,18	20390
P007-08NO-03G03000R	3 x 300	1,80	27,05	61,63	3,15	3,38	74,69	26835
P007-08NO-03G04000R	3 x 400	2,00	29,65	67,65	3,15	3,59	81,13	33111
P007-08NO-04G00015R	4 x 1,5	0,70	2,96	9,17	0,80	1,80	14,37	432
P007-08NO-04G00025R	4 x 2,5	0,70	3,41	10,26	1,25	1,80	16,36	628
P007-08NO-04G00040R	4 x 4	0,70	3,95	11,56	1,25	1,80	17,66	772
P007-08NO-04G00060R	4 x 6	0,70	4,55	13,02	1,25	1,80	19,12	942
P007-08NO-04G00100R	4 x 10	0,70	5,45	15,19	1,60	1,80	21,99	1374
P007-08NO-04G00160R	4 x 16	0,70	6,50	17,73	1,60	1,80	24,53	1827
P007-08NO-04G00250R	4 x 25	0,90	8,55	22,70	1,60	1,91	29,72	2863
P007-08NO-04G00350R	4 x 35	0,90	9,72	25,53	2,00	2,03	33,60	3917
P007-08NO-04G00500R	4 x 50	1,00	11,75	30,83	2,00	2,22	39,27	5468
P007-08NO-04G00700R	4 x 70	1,10	13,84	35,91	2,50	2,43	45,78	7999
P007-08NO-04G00950R	4 x 95	1,10	15,55	40,44	2,50	2,59	50,63	10558
P007-08NO-04G01200R	4 x 120	1,20	17,40	44,91	2,50	2,75	55,41	13412
P007-08NO-04G01500R	4 x 150	1,40	19,72	50,93	2,50	2,96	61,85	17246
P007-08NO-04G01850R	4 x 185	1,60	21,89	56,18	2,50	3,14	67,47	22050
P007-08NO-04G02400R	4 x 240	1,70	24,40	62,25	3,15	3,40	75,35	29561
P007-08NO-04G03000R	4 x 300	1,80	27,05	69,07	3,15	3,64	82,65	38142
P007-08NO-04G04000R	4 x 400	2,00	29,65	75,36	3,15	3,86	89,38	47439
P007-08NO-05G00015R	5 x 1,5	0,70	2,96	10,00	1,25	1,80	16,10	598
P007-08NO-05G00025R	5 x 2,5	0,70	3,41	11,21	1,25	1,80	17,31	719
P007-08NO-05G00040R	5 x 4	0,70	3,95	12,67	1,25	1,80	18,77	880
P007-08NO-05G00060R	5 x 6	0,70	4,55	14,29	1,25	1,80	20,39	1104
P007-08NO-05G00100R	5 x 10	0,70	5,45	16,72	1,60	1,80	23,52	1614
P007-08NO-05G00160R	5 x 16	0,70	6,50	19,52	1,60	1,80	26,35	2190
P007-08NO-05G00250R	5 x 25	0,90	8,55	25,09	2,00	2,02	33,13	3746
P007-08NO-05G00350R	5 x 35	0,90	9,72	28,65	2,00	2,14	36,94	4894
P007-08NO-05G00500R	5 x 50	1,00	11,75	34,12	2,00	2,33	42,79	6881
P007-08NO-05G00700R	5 x 70	1,10	13,84	40,18	2,50	2,58	50,35	10243
P007-08NO-07X00015R	7 x 1,5	0,70	2,96	10,88	1,25	1,80	16,98	684
P007-08NO-10X00015R	10 x 1,5	0,70	2,96	13,84	1,25	1,80	19,94	923
P007-08NO-12X00015R	12 x 1,5	0,70	2,96	14,32	1,25	1,80	20,42	1002
P007-08NO-14X00015R	14 x 1,5	0,70	2,96	15,06	1,60	1,80	21,86	1211
P007-08NO-16X00015R	16 x 1,5	0,70	2,96	15,92	1,60	1,80	22,72	1324
P007-08NO-19X00015R	19 x 1,5	0,70	2,96	16,80	1,60	1,80	23,60	1460
P007-08NO-22X00015R	22 x 1,5	0,70	2,96	18,79	1,60	1,80	25,59	1704
P007-08NO-25X00015R	25 x 1,5	0,70	2,96	19,76	1,60	1,80	26,57	1837
P007-08NO-27X00015R	27 x 1,5	0,70	2,96	20,21	1,60	1,82	27,05	1923
P007-08NO-30X00015R	30 x 1,5	0,70	2,96	20,98	1,60	1,85	27,88	2073
P007-08NO-35X00015R	35 x 1,5	0,70	2,96	22,72	1,60	1,91	29,74	2261
P007-08NO-37X00015R	37 x 1,5	0,70	2,96	22,72	1,60	1,91	29,74	2299
P007-08NO-40X00015R	40 x 1,5	0,70	2,96	23,70	1,60	1,94	30,79	2455
P007-08NO-42X00015R	42 x 1,5	0,70	2,96	24,71	1,60	1,98	31,87	2556
P007-08NO-45X00015R	45 x 1,5	0,70	2,96	25,68	2,00	2,04	33,76	2946
P007-08NO-48X00015R	48 x 1,5	0,70	2,96	26,13	2,00	2,05	34,24	3063
P007-08NO-07G00015R	7 x 1,5	0,70	2,96	10,88	1,25	1,80	16,98	684
P007-08NO-10G00015R	10 x 1,5	0,70	2,96	13,84	1,25	1,80	19,94	923
P007-08NO-12G00015R	12 x 1,5	0,70	2,96	14,32	1,25	1,80	20,42	1002
P007-08NO-14G00015R	14 x 1,5	0,70	2,96	15,06	1,60	1,80	21,86	1211
P007-08NO-16G00015R	16 x 1,5	0,70	2,96	15,92	1,60	1,80	22,72	1324
P007-08NO-19G00015R	19 x 1,5	0,70	2,96	16,80	1,60	1,80	23,60	1460
P007-08NO-22G00015R	22 x 1,5	0,70	2,96	18,79	1,60	1,80	25,59	1704
P007-08NO-25G00015R	25 x 1,5	0,70	2,96	19,76	1,60	1,80	26,57	1837
P007-08NO-27G00015R	27 x 1,5	0,70	2,96	20,21	1,60	1,82	27,05	1923
P007-08NO-30G00015R	30 x 1,5	0,70	2,96	20,98	1,60	1,85	27,88	2073
P007-08NO-35G00015R	35 x 1,5	0,70	2,96	22,72	1,60	1,91	29,74	2261
P007-08NO-37G00015R	37 x 1,5	0,70	2,96	22,72	1,60	1,91	29,74	2299
P007-08NO-40G00015R	40 x 1,5	0,70	2,96	23,70	1,60	1,94	30,79	2455
P007-08NO-42G00015R	42 x 1,5	0,70	2,96	24,71	1,60	1,98	31,87	2556
P007-08NO-45G00015R	45 x 1,5	0,70	2,96	25,68	2,00	2,04	33,76	2946
P007-08NO-48G00015R	48 x 1,5	0,70	2,96	26,13	2,00	2,05	34,24	3063

Code	N° cores x cross section	Radial thickness insulation	Core Ø	Inner Sheath Ø	Armour Thickness	Radial Thickness outer sheath	Outer Ø	Weight
		mm	mm	mm	mm	mm	mm	Kg/km
P007-08NO-07G00015R	7 x 1,5	0,70	2,96	10,88	1,25	1,80	16,98	684
P007-08NO-10G00015R	10 x 1,5	0,70	2,96	13,84	1,25	1,80	19,94	923
P007-08NO-12G00015R	12 x 1,5	0,70	2,96	14,32	1,25	1,80	20,42	1002
P007-08NO-14G00015R	14 x 1,5	0,70	2,96	15,06	1,60	1,80	21,86	1211
P007-08NO-16G00015R	16 x 1,5	0,70	2,96	15,92	1,60	1,80	22,72	1324
P007-08NO-19G00015R	19 x 1,5	0,70	2,96	16,80	1,60	1,80	23,60	1460
P007-08NO-22G00015R	22 x 1,5	0,70	2,96	18,79	1,60	1,80	25,59	1704
P007-08NO-25G00015R	25 x 1,5	0,70	2,96	19,76	1,60	1,80	26,57	1837
P007-08NO-27G00015R	27 x 1,5	0,70	2,96	20,21	1,60	1,82	27,05	1923
P007-08NO-30G00015R	30 x 1,5	0,70	2,96	20,98	1,60	1,85	27,88	2073
P007-08NO-35G00015R	35 x 1,5	0,70	2,96	22,72	1,60	1,91	29,74	2261
P007-08NO-37G00015R	37 x 1,5	0,70	2,96	22,72	1,60	1,91	29,74	2299
P007-08NO-40G00015R	40 x 1,5	0,70	2,96	23,70	1,60	1,94	30,79	2455
P007-08NO-42G00015R	42 x 1,5	0,70	2,96	24,71	1,60	1,98	31,87	2556
P007-08NO-45G00015R	45 x 1,5	0,70	2,96	25,68	2,00	2,04	33,76	2946
P007-08NO-48G00015R	48 x 1,5	0,70	2,96	26,13	2,00	2,05	34,24	3063
P007-08NO-07X00025R	7 x 2,5	0,70	3,41	12,23	1,25	1,80	18,33	834
P007-08NO-10X00025R	10 x 2,5	0,70	3,41	15,64	1,60	1,80	22,44	1284
P007-08NO-12X00025R	12 x 2,5	0,70	3,41	16,19	1,60	1,80	22,99	1388
P007-08NO-14X00025R	14 x 2,5	0,70	3,41	17,04	1,60	1,80	23,84	1526
P007-08NO-16X00025R	16 x 2,5	0,70	3,41	18,03	1,60	1,80	24,83	1677
P007-08NO-19X00025R	19 x 2,5	0,70	3,41	19,05	1,60	1,80	25,85	1863
P007-08NO-22X00025R	22 x 2,5	0,70	3,41	21,34	1,60	1,86	28,26	2215
P007-08NO-25X00025R	25 x 2,5	0,70	3,41	22,46	1,60	1,90	29,46	2425
P007-08NO-27X00025R	27 x 2,5	0,70	3,41	22,98	1,60	1,92	30,02	2546
P007-08NO-30X00025R	30 x 2,5	0,70	3,41	23,86	1,60	1,95	30,96	2739
P007-08NO-35X00025R	35 x 2,5	0,70	3,41	25,87	2,00	2,05	33,97	3400
P007-08NO-37X00025R	37 x 2,5	0,70	3,41	25,87	2,00	2,05	33,97	3465
P007-08NO-40X00025R	40 x 2,5	0,70	3,41	27,40	2,00	2,10	35,60	3453
P007-08NO-42X00025R	42 x 2,5	0,70	3,41	28,56	2,00	2,14	36,84	3667
P007-08NO-45X00025R	45 x 2,5	0,70	3,41	29,68	2,00	2,18	38,04	3869
P007-08NO-48X00025R	48 x 2,5	0,70	3,41	30,20	2,00	2,20	38,60	4030
P007-08NO-07G00025R	7 x 2,5	0,70	3,41	12,23	1,25	1,80	18,33	


CAVO, ISOLATO IN XLPE, ARMATO SWB, NON PROPAGANTE INCENDIO
FLAME RETARDANT, SWB ARMoured, XLPE INSULATED, POWER CABLE
XLPE/PVC/SWB/PVC - 0,6/1kV

Code	N° cores x cross section	Radial thickness insulation	Core Ø	Inner Sheath Ø	Armour Thickness	Radial Thickness outer sheath	Outer Ø	Weight
		mm	mm	mm	mm	mm	mm	Kg/km
P008-12NO-05X00160R	5 x 16	0,70	6,50	19,52	0,30	1,80	23,90	1664
P008-12NO-05X00250R	5 x 25	0,90	8,55	25,09	0,40	1,91	29,92	2913
P008-12NO-05X00350R	5 x 35	0,90	9,72	28,65	0,40	2,04	33,73	3942
P008-12NO-05X00500R	5 x 50	1,00	11,75	34,12	0,40	2,23	39,58	5778
P008-12NO-05X00700R	5 x 70	1,10	13,84	40,18	0,40	2,44	46,07	8513
P008-12NO-03G00015R	3 x 1,5	0,70	2,96	8,40	0,30	1,80	12,75	293
P008-12NO-03G00025R	3 x 2,5	0,70	3,41	9,37	0,30	1,80	13,72	358
P008-12NO-03G00040R	3 x 4	0,70	3,95	10,54	0,30	1,80	14,89	449
P008-12NO-03G00060R	3 x 6	0,70	4,55	11,83	0,30	1,80	16,18	566
P008-12NO-03G00100R	3 x 10	0,70	5,45	13,78	0,30	1,80	18,13	776
P008-12NO-03G00160R	3 x 16	0,70	6,50	16,04	0,30	1,80	20,39	1073
P008-12NO-03G00250R	3 x 25	0,90	8,55	20,47	0,40	1,80	25,07	1796
P008-12NO-03G00350R	3 x 35	0,90	9,72	23,00	0,40	1,84	27,68	2340
P008-12NO-03G00500R	3 x 50	1,00	11,75	27,78	0,40	2,01	32,80	3357
P008-12NO-03G00700R	3 x 70	1,10	13,84	32,31	0,40	2,17	37,65	4747
P008-12NO-03G00950R	3 x 95	1,10	15,55	35,99	0,40	2,29	41,58	6381
P008-12NO-03G01200R	3 x 120	1,20	17,40	40,39	0,40	2,45	46,29	8250
P008-12NO-03G01500R	3 x 150	1,40	19,72	45,41	0,40	2,62	51,66	10640
P008-12NO-03G01850R	3 x 185	1,60	21,89	50,49	0,40	2,80	57,10	13791
P008-12NO-03G02400R	3 x 240	1,70	24,40	55,91	0,40	2,99	62,90	18018
P008-12NO-03G03000R	3 x 300	1,80	27,05	61,63	0,40	3,19	69,02	23369
P008-12NO-03G04000R	3 x 400	2,00	29,65	67,65	0,40	3,40	75,46	29324
P008-12NO-04G00015R	4 x 1,5	0,70	2,96	9,17	0,30	1,80	13,52	339
P008-12NO-04G00025R	4 x 2,5	0,70	3,41	10,26	0,30	1,80	14,61	421
P008-12NO-04G00040R	4 x 4	0,70	3,95	11,56	0,30	1,80	15,91	537
P008-12NO-04G00060R	4 x 6	0,70	4,55	13,02	0,30	1,80	17,37	658
P008-12NO-04G00100R	4 x 10	0,70	5,45	15,19	0,30	1,80	19,54	989
P008-12NO-04G00160R	4 x 16	0,70	6,50	17,73	0,30	1,80	22,08	1352
P008-12NO-04G00250R	4 x 25	0,90	8,55	22,70	0,40	1,83	27,36	2313
P008-12NO-04G00350R	4 x 35	0,90	9,72	25,53	0,40	1,93	30,39	3063
P008-12NO-04G00500R	4 x 50	1,00	11,75	30,83	0,40	2,11	36,06	4461
P008-12NO-04G00700R	4 x 70	1,10	13,84	35,91	0,40	2,29	41,50	6427
P008-12NO-04G00950R	4 x 95	1,10	15,55	40,44	0,40	2,45	46,35	8831
P008-12NO-04G01200R	4 x 120	1,20	17,40	44,91	0,40	2,61	51,13	11490
P008-12NO-04G01500R	4 x 150	1,40	19,72	50,93	0,40	2,82	57,57	15065
P008-12NO-04G01850R	4 x 185	1,60	21,89	56,18	0,40	3,00	63,19	19680
P008-12NO-04G02400R	4 x 240	1,70	24,40	62,25	0,40	3,21	69,68	26039
P008-12NO-04G03000R	4 x 300	1,80	27,05	69,07	0,40	3,45	76,98	34244
P008-12NO-04G04000R	4 x 400	2,00	29,65	75,36	0,40	3,67	83,71	43222
P008-12NO-05G00015R	5 x 1,5	0,70	2,96	10,00	0,30	1,80	14,35	390
P008-12NO-05G00025R	5 x 2,5	0,70	3,41	11,21	0,30	1,80	15,56	490
P008-12NO-05G00040R	5 x 4	0,70	3,95	12,67	0,30	1,80	17,02	632
P008-12NO-05G00060R	5 x 6	0,70	4,55	14,29	0,30	1,80	18,64	820
P008-12NO-05G00100R	5 x 10	0,70	5,45	16,72	0,30	1,80	21,07	1163
P008-12NO-05G00160R	5 x 16	0,70	6,50	19,52	0,30	1,80	23,90	1664
P008-12NO-05G00250R	5 x 25	0,90	8,55	25,09	0,40	1,91	29,92	2913
P008-12NO-05G00350R	5 x 35	0,90	9,72	28,65	0,40	2,04	33,73	3942
P008-12NO-05G00500R	5 x 50	1,00	11,75	34,12	0,40	2,23	39,58	5778
P008-12NO-05G00700R	5 x 70	1,10	13,84	40,18	0,40	2,44	46,07	8513
P008-12NO-07X00015R	7 x 1,5	0,70	2,96	10,88	0,30	1,80	15,23	462
P008-12NO-10X00015R	10 x 1,5	0,70	2,96	13,84	0,30	1,80	18,19	655
P008-12NO-12X00015R	12 x 1,5	0,70	2,96	14,32	0,30	1,80	18,67	718
P008-12NO-14X00015R	14 x 1,5	0,70	2,96	15,06	0,30	1,80	19,41	796
P008-12NO-16X00015R	16 x 1,5	0,70	2,96	15,92	0,30	1,80	20,27	884
P008-12NO-19X00015R	19 x 1,5	0,70	2,96	16,80	0,30	1,80	21,15	994
P008-12NO-22X00015R	22 x 1,5	0,70	2,96	17,79	0,30	1,80	22,14	1188
P008-12NO-25X00015R	25 x 1,5	0,70	2,96	19,76	0,30	1,80	24,11	1312
P008-12NO-27X00015R	27 x 1,5	0,70	2,96	20,21	0,40	1,80	24,81	1438
P008-12NO-30G00015R	30 x 1,5	0,70	2,96	20,98	0,40	1,80	25,58	1559
P008-12NO-35G00015R	35 x 1,5	0,70	2,96	22,72	0,40	1,83	27,39	1812
P008-12NO-37X00015R	37 x 1,5	0,70	2,96	22,72	0,40	1,83	27,39	1853
P008-12NO-40G00015R	40 x 1,5	0,70	2,96	23,70	0,40	1,86	28,43	1837
P008-12NO-42G00015R	42 x 1,5	0,70	2,96	24,71	0,40	1,90	29,51	1960
P008-12NO-45G00015R	45 x 1,5	0,70	2,96	25,68	0,40	1,93	30,55	2093
P008-12NO-48G00015R	48 x 1,5	0,70	2,96	26,13	0,40	1,95	31,03	2189
P008-12NO-07G00015R	7 x 1,5	0,70	2,96	10,88	0,30	1,80	15,23	462
P008-12NO-10G00015R	10 x 1,5	0,70	2,96	13,84	0,30	1,80	18,19	655
P008-12NO-12G00015R	12 x 1,5	0,70	2,96	14,32	0,30	1,80	18,67	718
P008-12NO-14G00015R	14 x 1,5	0,70	2,96	15,06	0,30	1,80	19,41	796
P008-12NO-16G00015R	16 x 1,5	0,70	2,96	15,92	0,30	1,80	20,27	884
P008-12NO-19G00015R	19 x 1,5	0,70	2,96	16,80	0,30	1,80	21,15	994
P008-12NO-22G00015R	22 x 1,5	0,70	2,96	17,79	0,30	1,80	22,14	1188
P008-12NO-25G00015R	25 x 1,5	0,70	2,96	19,76	0,30	1,80	24,11	1312
P008-12NO-27G00015R	27 x 1,5	0,70	2,96	20,21	0,40	1,80	24,81	1438
P008-12NO-30G00015R	30 x 1,5	0,70	2,96	20,98	0,40	1,80	25,58	1559
P008-12NO-35G00015R	35 x 1,5	0,70	2,96	22,72	0,40	1,83	27,39	1812
P008-12NO-37X00015R	37 x 1,5	0,70	2,96	22,72	0,40	1,83	27,39	1853
P008-12NO-40X00015R	40 x 1,5	0,70	2,96	23,70	0,40	1,86	28,43	1837
P008-12NO-42X00015R	42 x 1,5	0,70	2,96	24,71	0,40	1,90	29,51	1960
P008-12NO-45X00015R	45 x 1,5	0,70	2,96	25,68	0,40	1,93	30,55	2093
P008-12NO-48X00015R	48 x 1,5	0,70	2,96	26,13	0,40	1,95	31,03	2189

Code	N° cores x cross section	Radial thickness insulation	Core Ø	Inner Sheath Ø	Armour Thickness	Radial Thickness outer sheath	Outer Ø	Weight
		mm	mm	mm	mm	mm	mm	Kg/km
P008-12NO-07G00015R	7 x 1,5	0,70	2,96	10,88	0,30	1,80	15,23	462
P008-12NO-10G00015R	10 x 1,5	0,70	2,96	13,84	0,30	1,80	18,19	655
P008-12NO-12G00015R	12 x 1,5	0,70	2,96	14,32	0,30	1,80	18,67	718
P008-12NO-14G00015R	14 x 1,5	0,70	2,96	15,06	0,30	1,80	19,41	796
P008-12NO-16G00015R	16 x 1,5	0,70	2,96	15,92	0,30	1,80	20,27	884
P008-12NO-19G00015R	19 x 1,5	0,70	2,96	16,80	0,30	1,80	21,15	994
P008-12NO-22G00015R	22 x 1,5	0,70	2,96	17,79	0,30	1,80	22,14	1188
P008-12NO-25G00015R	25 x 1,5	0,70	2,96	19,76	0,30	1,80	24,11	1312
P008-12NO-27G00015R	27 x 1,5	0,70	2,96	20,21	0,40	1,80	24,81	1438
P008-12NO-30G00015R	30 x 1,5	0,70	2,96	20,98	0,40	1,80	25,58	1559
P008-12NO-35G00015R	35 x 1,5	0,70	2,96	22,72	0,40	1,83	27,39	1812
P008-12NO-37X00015R	37 x 1,5	0,70	2,96	22,72	0,40	1,83	27,39	1853
P008-12NO-40G00015R	40 x 1,5	0,70	2,96	23,70	0,40	1,86	28,43	1837
P008-12NO-42G00015R	42 x 1,5	0,70	2,96	24,71	0,40	1,90	29,51	1960
P008-12NO-45G00015R	45 x 1,5	0,70	2,96	25,68	0,40	1,93	30,55	2093
P008-12NO-48G00015R	48 x 1,5	0,70	2,96	26,13	0,40	1,95	31,03	2189

CAVO, ISOLATO IN XLPE, ARMATO STA, NON PROPAGANTE INCENDIO
FLAME RETARDANT, STA ARMoured, XLPE INSULATED, POWER CABLE
XLPE/PVC/STA/PVC - 0,6/1kV

CONSTRUCTION SPECIFICATIONS



- CONDUCTOR:** Plain annealed Copper, stranding to class 2 (IEC 60228)
- INSULATION:** XLPE (Cross-linked polyethylene)
- INNER SHEATH:** PVC (Polyvinylchloride) Black RAL 9005
- ARMOURING:** Double Galvanized Steel Tape
- OUTER SHEATH:** PVC (Polyvinylchloride) Black RAL 9005

APPLICATIONS: Low voltage power and control cables are used for electricity supply in low voltage installation. Armoured cables are well adapted to underground use in industrial applications. Both versions with lead cover an enhanced resistance to aromatic hydrocarbon.

APPLICABLE STANDARD

	CONSTRUCTION	IEC 60502-1
	CONDUCTOR	IEC 60228
	FLAME RETARDANT	IEC 60332-1
	FIRE PROPAGATION	IEC 60332-3

DIMENSIONAL & ELECTRICAL PROPERTIES

	OPERATING VOLTAGE	600/1000 V
	TESTING VOLTAGE	3500 V
	CONDUCTOR TEMP.	90 °C
	SHORT-CIRCUIT TEMP.	250 °C
	ENVIRONMENTAL TEMP.	-20/+70 °C
	INSTALLATION TEMP.	-5/+50 °C

MARKING: <Year> EUROCAVI - XLPE/PVC/STA/PVC - 600/1000V - N° of cores x Cross-section - IEC 60332-3 <Work Order #> - Meter Marking # - CE

Code	N° cores x cross section	Radial thickness insulation	Core Ø	Inner Sheath	Armour Thickness	Radial Thickness outer sheath	Outer Ø	Weight
		mm	mm	mm	mm	mm	mm	Kg/km
P009-04NO-01X00500R	1 x 50	1,00	11,75	13,75	0,50	1,80	19,35	981
P009-04NO-01X00700R	1 x 70	1,10	13,84	15,85	0,50	1,80	21,45	1305
P009-04NO-01X00950R								

CAVO, ISOLATO IN XLPE, ARMATO STA, NON PROPAGANTE INCENDIO
FLAME RETARDANT, STA ARMoured, XLPE INSULATED, POWER CABLE
XLPE/PVC/STA/PVC - 0,6/1kV

Code	N° cores x cross section	Radial thickness insulation	Core Ø	Inner Sheath Ø	Armour Thickness	Radial Thickness outer sheath	Outer Ø	Weight
		mm	mm	mm	mm	mm	mm	Kg/km
P009-13NO-05X00160R	5 x 16	0,70	6,50	19,52	0,20	1,80	23,95	1665
P009-13NO-05X00250R	5 x 25	0,90	8,55	25,09	0,20	1,91	29,71	2850
P009-13NO-05X00350R	5 x 35	0,90	9,72	28,65	0,20	2,03	33,52	3871
P009-13NO-05X00500R	5 x 50	1,00	11,75	34,12	0,50	2,26	40,65	6099
P009-13NO-05X00700R	5 x 70	1,10	13,84	40,18	0,50	2,48	47,14	8891
P009-13NO-03G00015R	3 x 1,5	0,70	2,96	8,40	0,20	1,80	12,80	292
P009-13NO-03G00025R	3 x 2,5	0,70	3,41	9,37	0,20	1,80	13,77	357
P009-13NO-03G00040R	3 x 4	0,70	3,95	10,54	0,20	1,80	14,94	448
P009-13NO-03G00060R	3 x 6	0,70	4,55	11,83	0,20	1,80	16,23	566
P009-13NO-03G00100R	3 x 10	0,70	5,45	13,78	0,20	1,80	18,18	776
P009-13NO-03G00160R	3 x 16	0,70	6,50	16,04	0,20	1,80	20,44	1074
P009-13NO-03G00250R	3 x 25	0,90	8,55	20,47	0,20	1,80	24,87	1744
P009-13NO-03G00350R	3 x 35	0,90	9,72	23,00	0,20	1,83	27,47	2281
P009-13NO-03G00500R	3 x 50	1,00	11,75	27,78	0,20	2,00	32,59	3288
P009-13NO-03G00700R	3 x 70	1,10	13,84	32,31	0,50	2,20	38,72	5052
P009-13NO-03G00950R	3 x 95	1,10	15,55	35,99	0,50	2,33	42,65	6720
P009-13NO-03G01200R	3 x 120	1,20	17,40	40,39	0,50	2,48	47,36	8630
P009-13NO-03G01500R	3 x 150	1,40	19,72	45,41	0,50	2,66	52,73	11067
P009-13NO-03G01850R	3 x 185	1,60	21,89	50,49	0,50	2,84	58,17	14266
P009-13NO-03G02400R	3 x 240	1,70	24,40	55,91	0,50	3,03	63,97	18543
P009-13NO-03G03000R	3 x 300	1,80	27,05	61,63	0,50	3,23	70,09	23948
P009-13NO-03G04000R	3 x 400	2,00	29,65	67,65	0,50	3,44	76,53	29959
P009-13NO-04G00015R	4 x 1,5	0,70	2,96	9,17	0,20	1,80	13,57	338
P009-13NO-04G00025R	4 x 2,5	0,70	3,41	10,26	0,20	1,80	14,66	420
P009-13NO-04G00040R	4 x 4	0,70	3,95	11,56	0,20	1,80	15,96	536
P009-13NO-04G00060R	4 x 6	0,70	4,55	13,02	0,20	1,80	17,42	688
P009-13NO-04G00100R	4 x 10	0,70	5,45	15,19	0,20	1,80	19,59	960
P009-13NO-04G00160R	4 x 16	0,70	6,50	17,73	0,20	1,80	22,13	1353
P009-13NO-04G00250R	4 x 25	0,90	8,55	22,70	0,20	1,82	27,15	2255
P009-13NO-04G00350R	4 x 35	0,90	9,72	25,53	0,20	1,92	30,18	2999
P009-13NO-04G00500R	4 x 50	1,00	11,75	30,83	0,50	2,15	37,13	4752
P009-13NO-04G00700R	4 x 70	1,10	13,84	35,91	0,50	2,33	42,57	6766
P009-13NO-04G00950R	4 x 95	1,10	15,55	40,44	0,50	2,49	47,42	9211
P009-13NO-04G01200R	4 x 120	1,20	17,40	44,91	0,50	2,64	52,20	11912
P009-13NO-04G01500R	4 x 150	1,40	19,72	50,93	0,50	2,85	58,64	15543
P009-13NO-04G01850R	4 x 185	1,60	21,89	56,18	0,50	3,04	64,26	20208
P009-13NO-04G02400R	4 x 240	1,70	24,40	62,25	0,50	3,25	70,75	26623
P009-13NO-04G03000R	4 x 300	1,80	27,05	69,07	0,50	3,49	78,05	34892
P009-13NO-04G04000R	4 x 400	2,00	29,65	75,36	0,80	3,75	86,06	44812
P009-13NO-05G00015R	5 x 1,5	0,70	2,96	10,00	0,20	1,80	14,40	389
P009-13NO-05G00025R	5 x 2,5	0,70	3,41	11,21	0,20	1,80	15,61	489
P009-13NO-05G00040R	5 x 4	0,70	3,95	12,67	0,20	1,80	17,07	632
P009-13NO-05G00060R	5 x 6	0,70	4,55	14,29	0,20	1,80	18,69	820
P009-13NO-05G00100R	5 x 10	0,70	5,45	16,72	0,20	1,80	21,12	1164
P009-13NO-05G00160R	5 x 16	0,70	6,50	19,52	0,20	1,80	23,95	1665
P009-13NO-05G00250R	5 x 25	0,90	8,55	25,09	0,20	1,91	29,71	2850
P009-13NO-05G00350R	5 x 35	0,90	9,72	28,65	0,20	2,03	33,52	3871
P009-13NO-05G00500R	5 x 50	1,00	11,75	34,12	0,50	2,26	40,65	6099
P009-13NO-05G00700R	5 x 70	1,10	13,84	40,18	0,50	2,48	47,14	8891
P009-13NO-07X00015R	7 x 1,5	0,70	2,96	10,88	0,20	1,80	15,28	462
P009-13NO-10X00015R	10 x 1,5	0,70	2,96	13,84	0,20	1,80	18,24	655
P009-13NO-12X00015R	12 x 1,5	0,70	2,96	14,32	0,20	1,80	18,72	718
P009-13NO-14X00015R	14 x 1,5	0,70	2,96	15,06	0,20	1,80	19,46	797
P009-13NO-16X00015R	16 x 1,5	0,70	2,96	15,92	0,20	1,80	20,32	884
P009-13NO-19X00015R	19 x 1,5	0,70	2,96	16,80	0,20	1,80	21,20	995
P009-13NO-22X00015R	22 x 1,5	0,70	2,96	17,79	0,20	1,80	23,19	1190
P009-13NO-25X00015R	25 x 1,5	0,70	2,96	19,76	0,20	1,80	24,16	1314
P009-13NO-27X00015R	27 x 1,5	0,70	2,96	20,21	0,20	1,80	24,61	1386
P009-13NO-30G00015R	30 x 1,5	0,70	2,96	20,98	0,20	1,80	25,38	1506
P009-13NO-35X00015R	35 x 1,5	0,70	2,96	22,72	0,20	1,82	27,17	1654
P009-13NO-37X00015R	37 x 1,5	0,70	2,96	22,72	0,20	1,82	27,17	1691
P009-13NO-40G00015R	40 x 1,5	0,70	2,96	23,70	0,20	1,86	28,22	1822
P009-13NO-42G00015R	42 x 1,5	0,70	2,96	24,71	0,20	1,89	29,30	1898
P009-13NO-45G00015R	45 x 1,5	0,70	2,96	25,68	0,20	1,93	30,34	2028
P009-13NO-48G00015R	48 x 1,5	0,70	2,96	26,13	0,20	1,94	30,82	2123
P009-13NO-07X00025R	7 x 2,5	0,70	3,41	12,23	0,20	1,80	16,63	593
P009-13NO-10X00025R	10 x 2,5	0,70	3,41	15,64	0,20	1,80	20,04	857
P009-13NO-12X00025R	12 x 2,5	0,70	3,41	16,19	0,20	1,80	20,59	950
P009-13NO-14X00025R	14 x 2,5	0,70	3,41	17,04	0,20	1,80	21,44	1063
P009-13NO-16X00025R	16 x 2,5	0,70	3,41	18,03	0,20	1,80	22,43	1189
P009-13NO-19X00025R	19 x 2,5	0,70	3,41	19,05	0,20	1,80	23,45	1351
P009-13NO-22X00025R	22 x 2,5	0,70	3,41	21,34	0,20	1,80	25,74	1633
P009-13NO-25X00025R	25 x 2,5	0,70	3,41	22,46	0,20	1,81	26,89	1816
P009-13NO-27X00025R	27 x 2,5	0,70	3,41	22,98	0,20	1,83	27,45	1924
P009-13NO-30X00025R	30 x 2,5	0,70	3,41	23,86	0,20	1,86	28,39	2107
P009-13NO-35X00025R	35 x 2,5	0,70	3,41	25,87	0,20	1,93	30,54	2265
P009-13NO-37X00025R	37 x 2,5	0,70	3,41	25,87	0,20	1,93	30,54	2323
P009-13NO-40X00025R	40 x 2,5	0,70	3,41	27,40	0,20	1,99	32,18	2539
P009-13NO-42X00025R	42 x 2,5	0,70	3,41	28,56	0,20	2,03	33,42	2644
P009-13NO-45X00025R	45 x 2,5	0,70	3,41	29,68	0,20	2,07	34,62	2828
P009-13NO-48X00025R	48 x 2,5	0,70	3,41	30,20	0,50	2,13	36,46	3326
P009-13NO-07X00025R	7 x 2,5	0,70	3,41	12,23	0,20	1,80	16,63	593
P009-13NO-10X00025R	10 x 2,5	0,70	3,41	15,64	0,20	1,80	20,04	857
P009-13NO-12G00025R	12 x 2,5	0,70	3,41	16,19	0,20	1,80	20,59	950
P009-13NO-14G00025R	14 x 2,5	0,70	3,41	17,04	0,20	1,80	21,44	1063
P009-13NO-16G00025R	16 x 2,5	0,70	3,41	18,03	0,20	1,80	22,43	1189
P009-13NO-19G00025R	19 x 2,5	0,70	3,41	19,05	0,20	1,80	23,45	1351
P009-13NO-22G00025R	22 x 2,5	0,70	3,41	21,34	0,20	1,80	25,74	1633
P009-13NO-25G00025R	25 x 2,5	0,70	3,41	22,46	0,20	1,81	26,89	1816
P009-13NO-27G00025R	27 x 2,5	0,70	3,41	22,98	0,20	1,83	27,45	1924
P009-13NO-30G00025R	30 x 2,5	0,70	3,41	23,86	0,20	1,86	28,39	2107
P009-13NO-35G00025R	35 x 2,5	0,70	3,41	25,87	0,20	1,93	30,54	2265
P009-13NO-37G00025R	37 x 2,5	0,70	3,41	25,87	0,20	1,93	30,54	2323
P009-13NO-40G00025R	40 x 2,5	0,70	3,41	27,40	0,20	1,99	32,18	2539
P009-13NO-42G00025R	42 x 2,5	0,70	3,41	28,56	0,20	2,03	33,42	2644
P009-13NO-45G00025R	45 x 2,5	0,70	3,41	29,68	0,20	2,07	34,62	2828
P009-13NO-48G00025R	48 x 2,5	0,70	3,41	30,20	0,50	2,13	36,46	3326

Code	N° cores x cross section	Radial thickness insulation	Core Ø	Inner Sheath Ø	Armour Thickness	Radial Thickness outer sheath	Outer Ø	Weight	
		mm	mm	mm	mm	mm	mm	Kg/km	
P009-13NO-07G00015R	7 x 1,5	0,70	2,96	10,88	0,20	1,80	15,28	462	
P009-13NO-10G00015R	10 x 1,5	0,70	2,96	13,84	0,20	1,80	18,24	655	
P009-13NO-12G00015R	12 x 1,5	0,70	2,96	14,32	0,20	1,80	18,72	718	
P009-13NO-14G00015R	14 x 1,5	0,70	2,96	15,06	0,20	1,80	19,46	797	
P009-13NO-16G00015R	16 x 1,5	0,70	2,96	15,92	0,20	1,80	20,32	884	
P009-13NO-19G00015R	19 x 1,5	0,70	2,96	16,80	0,20	1,80	21,20	995	
P009-13NO-22G00015R	22 x 1,5	0,70	2,96	17,79	0,20	1,80	23,19	1190	
P009-13NO-25G00015R	25 x 1,5	0,70	2,96	19,76	0,20	1,80	24,16	1314	
P009-13NO-27G00015R	27 x 1,5	0,70	2,96	20,21	0,20	1,80	24,61	1386	
P009-13NO-30G00015R	30 x 1,5	0,70	2,96	20,98	0,20	1,80	25,38	1506	
P009-13NO-35G00015R	35 x 1,5	0,70	2,96	22,72	0,20	1,82	27,17	1654	
P009-13NO-37G00015R	37 x 1,5	0,70	2,96	22,72	0,20	1,82	27,17	1691	
P009-13NO-40G00015R	40 x 1,5	0,70	2,96	23,70	0,20	1,86	28,22	1822	
P009-13NO-42G00015R	42 x 1,5	0,70	2,96	24,71	0,20	1,89	29,30	1898	
P009-13NO-45G00015R	45 x 1,5	0,70	2,96	25,68	0,20	1,93	30,34	2028	
P009-13NO-48G00015R	48 x 1,5	0,70	2,96	26,13	0,20	1,94	30,82	2123	
P009-13NO-02X00015R	2x 1,5	0,70	2,96	7,92	1,20	10,32	11,92	1,25	1,80</

CAVO, ISOLATO IN XLPE, ARMATO STA, NON PROPAGANTE INCENDIO
FLAME RETARDANT, STA ARMoured, XLPE INSULATED, POWER CABLE
XLPE/PVC/STA/PVC - 0,6/1kV

CAVO, ISOLATO IN XLPE, CON GUAINA IN PIOMBO, ARMATO STA, NON PROPAGANTE INCENDIO
FLAME RETARDANT, LEAD COVERED, STA ARMoured, XLPE INSULATED, POWER CABLE
XLPE/PVC/LC/PVC/STA/PVC - 0,6/1kV

Code	N° cores x cross section	Radial thickness insulation	Core Ø	Inner sheath diameter	Radial thickness lead cover	Lead cover diameter	Bedding Ø	Armour thickness	Radial Thickness outer sheath	Outer Ø	Weight
	mm	mm	mm	mm	mm	mm	mm	mm	mm	mm	Kg/km
P010-10NO-03G00250R	3 x 25	0,90	8,55	20,47	1,31	23,10	24,70	1,60	1,98	31,86	3496
P010-10NO-03G00350R	3 x 35	0,90	9,72	23,00	1,39	25,78	27,38	2,00	2,10	35,58	4497
P010-10NO-03G00500R	3 x 50	1,00	11,75	27,78	1,53	30,85	32,45	2,50	2,28	41,01	5932
P010-10NO-03G00700R	3 x 70	1,10	13,84	32,31	1,67	35,65	37,25	2,50	2,48	47,21	8005
P010-10NO-03G00950R	3 x 95	1,10	15,55	35,99	1,78	39,55	41,15	2,50	2,62	51,39	9775
P010-10NO-03G01200R	3 x 120	1,20	17,40	40,39	1,91	44,22	45,82	2,50	2,78	56,38	11800
P010-10NO-03G01500R	3 x 150	1,40	19,72	45,41	2,06	49,54	51,14	2,50	2,96	62,07	14216
P010-10NO-03G01850R	3 x 185	1,60	21,89	50,49	2,21	54,92	56,52	2,50	3,15	67,83	17089
P010-10NO-03G02400R	3 x 240	1,70	24,40	55,91	2,38	60,67	62,27	3,15	3,40	75,37	21428
P010-10NO-03G03000R	3 x 300	1,80	27,05	61,63	2,55	66,73	68,33	3,15	3,61	81,86	25499
P010-10NO-03G04000R	3 x 400	2,00	29,65	67,65	2,73	73,11	74,71	3,15	3,84	88,69	29827
P010-10NO-04G00015R	4 x 1,5	0,70	2,96	9,17	1,20	11,57	13,17	1,25	1,80	19,27	1151
P010-10NO-04G0025R	4 x 2,5	0,70	3,41	10,26	1,20	12,66	14,26	1,25	1,80	20,36	1294
P010-10NO-04G0040R	4 x 4	0,70	3,95	11,56	1,20	13,96	15,56	1,60	1,80	22,36	1619
P010-10NO-04G0060R	4 x 6	0,70	4,55	13,02	1,20	15,42	17,02	1,60	1,80	23,82	1869
P010-10NO-04G0100R	4 x 10	0,70	5,45	15,19	1,20	17,59	19,19	1,60	1,80	25,99	2275
P010-10NO-04G0160R	4 x 16	0,70	6,50	17,73	1,23	20,20	21,80	1,60	1,88	28,75	2849
P010-10NO-04G0250R	4 x 25	0,90	8,55	22,70	1,38	25,47	27,07	2,00	2,09	35,25	4411
P010-10NO-04G0350R	4 x 35	0,90	9,72	25,53	1,47	28,47	30,07	2,00	2,19	38,46	5373
P010-10NO-04G0500R	4 x 50	1,00	11,75	30,83	1,62	34,08	35,68	2,50	2,42	45,53	7510
P010-10NO-04G0700R	4 x 70	1,10	13,84	35,91	1,78	39,47	41,07	2,50	2,61	51,30	9695
P010-10NO-04G0950R	4 x 95	1,10	15,55	40,44	1,91	44,27	45,87	2,50	2,78	56,44	12042
P010-10NO-04G01200R	4 x 120	1,20	17,40	44,91	2,05	49,01	50,61	2,50	2,95	61,51	14449
P010-10NO-04G01500R	4 x 150	1,40	19,72	50,93	2,23	55,39	56,99	2,50	3,17	68,33	17601
P010-10NO-04G01850R	4 x 185	1,60	21,89	56,18	2,39	60,96	62,56	3,15	3,41	75,69	21981
P010-10NO-04G02400R	4 x 240	1,70	24,40	62,25	2,57	67,39	68,99	3,15	3,64	82,57	26412
P010-10NO-04G03000R	4 x 300	1,80	27,05	69,07	2,77	74,62	76,22	3,15	3,89	90,30	31818
P010-10NO-04G04000R	4 x 400	2,00	29,65	75,36	2,96	81,29	82,89	3,15	4,12	97,44	37096
P010-10NO-05G00015R	5 x 1,5	0,70	2,96	10,00	1,20	12,40	14,00	1,25	1,80	20,10	1252
P010-10NO-05G0025R	5 x 2,5	0,70	3,41	11,21	1,20	13,61	15,21	1,60	1,80	22,01	1560
P010-10NO-05G0040R	5 x 4	0,70	3,95	12,67	1,20	15,07	16,67	1,60	1,80	23,47	1786
P010-10NO-05G0060R	5 x 6	0,70	4,55	14,29	1,20	16,69	18,29	1,60	1,80	25,09	2091
P010-10NO-05G0100R	5 x 10	0,70	5,45	16,72	1,20	19,13	20,73	1,60	1,84	27,61	2574
P010-10NO-05G0160R	5 x 16	0,70	6,50	19,52	1,29	22,13	23,73	1,60	1,94	30,82	3307
P010-10NO-05G0250R	5 x 25	0,90	8,55	25,09	1,45	28,00	29,60	2,00	2,18	37,96	5157
P010-10NO-05G0350R	5 x 35	0,90	9,72	28,65	1,56	31,77	33,37	2,00	2,31	41,99	6404
P010-10NO-05G0500R	5 x 50	1,00	11,75	34,12	1,72	37,57	39,17	2,50	2,55	49,27	8889
P010-10NO-05G0700R	5 x 70	1,10	13,84	40,18	1,91	44,00	45,60	2,50	2,77	56,15	11649
P010-10NO-07X0015R	7 x 1,5	0,70	2,96	10,88	1,20	13,28	14,88	1,25	1,80	20,98	1378
P010-10NO-10X0015R	10 x 1,5	0,70	2,96	13,84	1,20	16,24	17,84	1,60	1,80	24,64	1902
P010-10NO-12X0015R	12 x 1,5	0,70	2,96	14,32	1,20	16,72	18,32	1,60	1,80	25,12	1997
P010-10NO-14X0015R	14 x 1,5	0,70	2,96	15,06	1,20	17,46	19,06	1,60	1,80	25,86	2116
P010-10NO-16X0015R	16 x 1,5	0,70	2,96	15,92	1,20	18,32	19,92	1,60	1,81	26,74	2265
P010-10NO-19X0015R	19 x 1,5	0,70	2,96	16,80	1,20	19,21	20,81	1,60	1,84	27,70	2443
P010-10NO-22X0015R	22 x 1,5	0,70	2,96	18,79	1,26	21,32	22,92	1,60	1,91	29,95	2817
P010-10NO-25X0015R	25 x 1,5	0,70	2,96	19,76	1,29	22,35	23,95	1,60	1,95	31,06	3035
P010-10NO-27X0015R	27 x 1,5	0,70	2,96	20,21	1,31	22,83	24,43	1,60	1,97	31,57	3151
P010-10NO-30X0015R	30 x 1,5	0,70	2,96	20,98	1,33	23,64	25,24	2,00	2,02	33,29	3556
P010-10NO-35X0015R	35 x 1,5	0,70	2,96	22,72	1,38	25,49	27,09	2,00	2,09	35,27	3988
P010-10NO-37X0015R	37 x 1,5	0,70	2,96	22,72	1,38	25,49	27,09	2,00	2,09	35,27	4025
P010-10NO-40X0015R	40 x 1,5	0,70	2,96	23,70	1,41	26,53	28,13	2,00	2,12	36,38	4282
P010-10NO-42X0015R	42 x 1,5	0,70	2,96	24,71	1,44	27,60	29,20	2,00	2,16	37,53	4478
P010-10NO-45X0015R	45 x 1,5	0,70	2,96	25,68	1,47	28,63	30,23	2,00	2,20	38,63	4714
P010-10NO-48X0015R	48 x 1,5	0,70	2,96	26,13	1,48	29,10	30,70	2,00	2,21	39,13	4864
P010-10NO-07G00015R	7 x 1,5	0,70	2,96	10,88	1,20	13,28	14,88	1,25	1,80	20,98	1378
P010-10NO-10G00015R	10 x 1,5	0,70	2,96	13,84	1,20	16,24	17,84	1,60	1,80	24,64	1902
P010-10NO-12G00015R	12 x 1,5	0,70	2,96	14,32	1,20	16,72	18,32	1,60	1,80	25,12	1997
P010-10NO-14G00015R	14 x 1,5	0,70	2,96	15,06	1,20	17,46	19,06	1,60	1,80	25,86	2116
P010-10NO-16G00015R	16 x 1,5	0,70	2,96	15,92	1,20	18,32	19,92	1,60	1,81	26,74	2265
P010-10NO-19G00015R	19 x 1,5	0,70	2,96	16,80	1,20	19,21	20,81	1,60	1,84	27,70	2443
P010-10NO-22G00015R	22 x 1,5	0,70	2,96	18,79	1,26	21,32	22,92	1,60	1,91	29,95	2817
P010-10NO-25G00015R	25 x 1,5	0,70	2,96	19,76	1,29	22,35	23,95	1,60	1,95	31,06	3035
P010-10NO-27G00015R	27 x 1,5	0,70	2,96	20,21	1,31	22,83	24,43	1,60	1,97	31,57	3151
P010-10NO-30G00015R	30 x 1,5	0,70	2,96	20,98	1,33	23,64	25,24	2,00	2,02	33,29	3556

Code	N° cores x cross section	Radial thickness insulation	Core Ø	Inner sheath diameter	Radial thickness lead cover	Lead cover diameter	Bedding Ø	Armour thickness	Radial Thickness outer sheath	Outer Ø	Weight
	mm	mm	mm	mm	mm	mm	mm	mm	mm	mm	Kg/km
P010-10NO-35G00015R	35 x 1,5	0,70	2,96	22,72	1,38	25,49	27,09	2,00	2,09	35,27	3988
P010-10NO-37G00015R	37 x 1,5	0,70	2,96	22,72	1,38	25,49	27,09	2,00	2,09	35,27	4025
P010-10NO-40G00015R	40 x 1,5	0,70	2,96	23,70	1,41	26,53	28,13	2,00	2,12	36,38	4282
P010-10NO-42G00015R	42 x 1,5	0,70	2,96	24,71	1,44	27,60	29,20	2,00	2,16	37,53	4478
P010-10NO-45G00015R	45 x 1,5	0,70	2,96	25,68	1,47	28,63	30,23	2,00	2,20	38,63	4714
P010-10NO-48G00015R	48 x 1,5	0,70	2,96	26,13	1,48	29,10	30,70	2,00	2,21	39,13	4864
P010-10NO-07X00025R	7 x 2,5	0,70	3,41	12,23	1,20	14,63	16,23	1,60	1,80	23,03	1731
P010-10NO-10X00025R	10 x 2,5	0,70	3,41	15,64	1,20	18,04	19,64	1,60	1,80	26,44	2210
P010-10NO-12X00025R	12 x 2,5	0,70	3,41	16,19	1,20	18,59	20,19	1,60	1,82	27,03	2336
P010-10NO-14X00025R	14 x 2,5	0,70	3,41	17,04	1,21	19,47	21,07	1,60	1,85	27,97	2520
P010-10NO-16X00025R	16 x 2,5	0,70	3,41	18,03	1,24	20,52	22,12	1,60	1,89	29,10	2733
P010-10NO-19X00025R	19 x 2,5	0,70	3,41	19,05	1,27	21,60	23,20	1,60	1,92	30,25	2984
P010-10NO-22X00025R	22 x 2,5	0,70	3,41	21,34	1,34	24,03	25,63	2,00	2,04	33,71	3707
P010-10NO-25X00025R	25 x 2,5	0,70	3,41	22,46	1,37	25,21	26,81	2,00	2,08	34,97	4005
P010-10NO-27X00025R	27 x 2,5	0,70	3,41	22,98	1,39	25,76	27,36	2,00	2,10	35,56	4167
P010-10NO-30X00025R	30 x 2,5	0,70	3,41	23,86	1,42	26,70	28,30	2,00	2,13	36,57	4421
P010-10NO-35X00025R	35 x 2,5	0,70	3,41	25,87	1,48	28,83	30,43	2,00	2,21	38,85	4975
P010-10NO-37X00025R	37 x 2,5	0,70	3,41	25,87	1,48	28,83	30,43	2,00	2,21	38,85	5033
P010-10NO-40X00025R	40 x 2,5	0,70	3,41	27,40	1,52	30,45	32,05	2,00	2,26	40,58	5453
P010-10NO-42X00025R	42 x 2,5	0,70	3,41	28,56	1,56	31,68	33,28	2,00	2,30	41,89	5689
P010-10NO-45X00025R	45 x 2,5	0,70	3,41	29,68	1,59	32,87	34,47	2,00	2,35	43,17	6025
P010-10NO-48X00025R	48 x 2,5	0,70	3,41	30,20	1,61	33,42	35,02	2,50	2,40	44,83	6626
P010-10NO-10G00025R	10 x 2,5	0,70	3,41	15,64	1,20	18,04	19,64	1,60	1,80	26,44	2210
P010-10NO-12G00025R	12 x 2										

CAVO, ISOLATO IN XLPE, CON GUAINA IN PIOMBO, ARMATO STA, NON PROPAGANTE INCENDIO
FLAME RETARDANT, LEAD COVERED, STA ARMoured, XLPE INSULATED, POWER CABLE
XLPE/PVC/LC/PVC/STA/PVC - 0,6/1kV

Code	N° cores x cross section	Radial thickness insulation	Core Ø	Inner sheath diameter	Radial thickness lead cover	Lead cover diameter	Bedding Ø	Armour thickness	Radial thickness outer sheath	Outer Ø	Weight
		mm	mm	mm	mm	mm	mm	mm	mm	mm	Kg/km
P011-10N0-03G00250R	3 x 25	0,90	8,55	20,47	1,31	23,10	24,70	0,20	1,89	29,29	2838
P011-10N0-03G00350R	3 x 35	0,90	9,72	23,00	1,39	25,78	0,80	0,20	1,99	32,16	3516
P011-10N0-03G00500R	3 x 50	1,00	11,75	27,78	1,53	30,85	32,45	0,50	2,21	38,87	5170
P011-10N0-03G00700R	3 x 70	1,10	13,84	32,31	1,67	35,65	37,25	0,50	2,37	44,00	6757
P011-10N0-03G00950R	3 x 95	1,10	15,55	35,99	1,78	39,55	41,15	0,50	2,51	48,18	8402
P011-10N0-03G01200R	3 x 120	1,20	17,40	40,39	1,91	44,22	45,82	0,50	2,67	53,17	10278
P011-10N0-03G01500R	3 x 150	1,40	19,72	45,41	2,06	49,54	51,14	0,50	2,86	58,86	12517
P011-10N0-03G01850R	3 x 185	1,60	21,89	50,49	2,21	54,92	56,52	0,50	3,05	64,62	15215
P011-10N0-03G02400R	3 x 240	1,70	24,40	55,91	2,38	60,67	62,27	0,50	3,25	70,77	18491
P011-10N0-03G03000R	3 x 300	1,80	27,05	61,63	2,55	66,73	68,33	0,50	3,46	77,26	22298
P011-10N0-03G04000R	3 x 400	2,00	29,65	67,65	2,73	73,11	74,71	0,80	3,73	85,37	27242
P011-10N0-04G00015R	4 x 1,5	0,70	2,96	9,17	1,20	11,57	13,17	0,20	1,80	17,57	888
P011-10N0-04G00025R	4 x 2,5	0,70	3,41	10,26	1,20	12,66	14,26	0,20	1,80	18,66	1019
P011-10N0-04G00040R	4 x 4	0,70	3,95	11,56	1,20	13,96	15,56	0,20	1,80	19,96	1192
P011-10N0-04G00060R	4 x 6	0,70	4,55	13,02	1,20	15,42	17,02	0,20	1,80	21,42	1406
P011-10N0-04G00100R	4 x 10	0,70	5,45	15,19	1,20	17,59	19,19	0,20	1,80	23,59	1764
P011-10N0-04G00160R	4 x 16	0,70	6,50	17,73	1,23	20,20	21,80	0,20	1,80	26,20	2269
P011-10N0-04G00250R	4 x 25	0,90	8,55	22,70	1,38	25,47	27,07	0,20	1,98	31,83	3453
P011-10N0-04G00350R	4 x 35	0,90	9,72	25,53	1,47	28,47	30,07	0,50	2,12	36,32	4668
P011-10N0-04G00500R	4 x 50	1,00	11,75	30,83	1,62	34,08	35,68	0,50	2,32	42,32	6311
P011-10N0-04G00700R	4 x 70	1,10	13,84	35,91	1,78	39,47	41,07	0,50	2,51	48,09	8321
P011-10N0-04G00950R	4 x 95	1,10	15,55	40,44	1,91	44,27	45,87	0,50	2,68	53,23	10521
P011-10N0-04G01200R	4 x 120	1,20	17,40	44,91	2,05	49,01	50,61	0,50	2,84	58,30	12779
P011-10N0-04G01500R	4 x 150	1,40	19,72	50,93	2,23	55,39	56,99	0,50	3,06	65,12	15734
P011-10N0-04G01850R	4 x 185	1,60	21,89	56,18	2,39	60,96	62,56	0,50	3,26	71,08	19048
P011-10N0-04G02400R	4 x 240	1,70	24,40	62,25	2,57	67,39	68,99	0,50	3,48	77,96	23222
P011-10N0-04G03000R	4 x 300	1,80	27,05	69,07	2,77	74,62	76,22	0,80	3,78	86,98	29154
P011-10N0-04G04000R	4 x 400	2,00	29,65	75,36	2,96	81,29	82,89	0,80	4,01	94,12	34255
P011-10N0-05G00015R	5 x 1,5	0,70	2,96	10,00	1,20	12,40	14,00	0,20	1,80	18,40	976
P011-10N0-05G00025R	5 x 2,5	0,70	3,41	11,21	1,20	13,61	15,21	0,20	1,80	19,61	1130
P011-10N0-05G00040R	5 x 4	0,70	3,95	12,67	1,20	15,07	16,67	0,20	1,80	21,07	1336
P011-10N0-05G00060R	5 x 6	0,70	4,55	14,29	1,20	16,69	18,29	0,20	1,80	22,69	1589
P011-10N0-05G00100R	5 x 10	0,70	5,45	16,72	1,20	19,13	20,73	0,20	1,80	25,13	2022
P011-10N0-05G00160R	5 x 16	0,70	6,50	19,52	1,29	22,13	23,73	0,20	1,86	28,25	2675
P011-10N0-05G00250R	5 x 25	0,90	8,55	25,09	1,45	28,00	29,60	0,20	2,06	34,53	4116
P011-10N0-05G00350R	5 x 35	0,90	9,72	28,65	1,56	31,77	33,37	0,50	2,24	39,85	5634
P011-10N0-05G00500R	5 x 50	1,00	11,75	34,12	1,72	37,57	39,17	0,50	2,44	46,06	7559
P011-10N0-05G00700R	5 x 70	1,10	13,84	40,18	1,91	44,00	45,60	0,50	2,67	52,94	10122
P011-10N0-07X00015R	7 x 1,5	0,70	2,96	10,88	1,20	13,28	14,88	0,20	1,80	19,28	1088
P011-10N0-10X00015R	10 x 1,5	0,70	2,96	13,84	1,20	16,24	17,84	0,20	1,80	22,24	1413
P011-10N0-12X00015R	12 x 1,5	0,70	2,96	14,32	1,20	16,72	18,32	0,20	1,80	22,72	1495
P011-10N0-14X00015R	14 x 1,5	0,70	2,96	15,06	1,20	17,46	19,06	0,20	1,80	23,46	1604
P011-10N0-16X00015R	16 x 1,5	0,70	2,96	15,92	1,20	18,32	19,92	0,20	1,80	24,32	1727
P011-10N0-19X00015R	19 x 1,5	0,70	2,96	16,80	1,20	19,21	20,81	0,20	1,80	25,21	1875
P011-10N0-22X00015R	22 x 1,5	0,70	2,96	18,79	1,26	21,32	22,92	0,20	1,83	27,39	2195
P011-10N0-25X00015R	25 x 1,5	0,70	2,96	19,76	1,29	22,35	23,95	0,20	1,87	28,49	2388
P011-10N0-27X00015R	27 x 1,5	0,70	2,96	20,21	1,31	22,83	24,43	0,20	1,88	29,00	2492
P011-10N0-30X00015R	30 x 1,5	0,70	2,96	20,98	1,33	23,64	25,24	0,20	1,91	29,87	2660
P011-10N0-35X00015R	35 x 1,5	0,70	2,96	22,72	1,38	25,49	27,09	0,20	1,98	31,85	3030
P011-10N0-37X00015R	37 x 1,5	0,70	2,96	22,72	1,38	25,49	27,09	0,20	1,98	31,85	3067
P011-10N0-40X00015R	40 x 1,5	0,70	2,96	23,70	1,41	26,53	28,13	0,20	2,01	32,96	3281
P011-10N0-42X00015R	42 x 1,5	0,70	2,96	24,71	1,44	27,60	29,20	0,20	2,05	34,10	3434
P011-10N0-45X00015R	45 x 1,5	0,70	2,96	25,68	1,47	28,63	30,23	0,50	2,13	36,49	4011
P011-10N0-48X00015R	48 x 1,5	0,70	2,96	26,13	1,48	29,10	30,70	0,50	2,14	36,99	4145
P011-10N0-07G00015R	7 x 1,5	0,70	2,96	10,88	1,20	13,28	14,88	0,20	1,80	19,28	1088
P011-10N0-10G00015R	10 x 1,5	0,70	2,96	13,84	1,20	16,24	17,84	0,20	1,80	22,24	1413
P011-10N0-12G00015R	12 x 1,5	0,70	2,96	14,32	1,20	16,72	18,32	0,20	1,80	22,72	1495
P011-10N0-14G00015R	14 x 1,5	0,70	2,96	15,06	1,20	17,46	19,06	0,20	1,80	23,46	1604
P011-10N0-16G00015R	16 x 1,5	0,70	2,96	15,92	1,20	18,32	19,92	0,20	1,80	24,32	1727
P011-10N0-19G00015R	19 x 1,5	0,70	2,96	16,80	1,20	19,21	20,81	0,20	1,80	25,21	1875
P011-10N0-22G00015R	22 x 1,5	0,70	2,96	18,79	1,26	21,32	22,92	0,20	1,83	27,39	2195
P011-10N0-25G00015R	25 x 1,5	0,70	2,96	19,76	1,29	22,35	23,95	0,20	1,87	28,49	2388
P011-10N0-27G00015R	27 x 1,5	0,70	2,96	20,21	1,31	22,83	24,43	0,20	1,88	29,00	2492
P011-10N0-30G00015R	30 x 1,5	0,70	2,96	20,98	1,33	23,64	25,24	0,20	1,91	29,87	2660

Code	N° cores x cross section	Radial thickness insulation	Core Ø	Inner sheath diameter	Radial thickness lead cover	Lead cover diameter	Bedding Ø	Armour thickness	Radial thickness outer sheath	Outer Ø	Weight
		mm	mm	mm	mm	mm	mm	mm	mm	mm	Kg/km
P011-10N0-35G00015R	35 x 1,5	0,70	2,96	22,72	1,38	25,49	27,09	0,20	1,98	31,85	3030
P011-10N0-37G00015R	37 x 1,5	0,70	2,96	22,72	1,38	25,49	27,09	0,20	1,98	31,85	3067
P011-10N0-40G00015R	40 x 1,5	0,70	2,96	23,70	1,41	26,53	28,13	0,20	2,01	32,96	3281
P011-10N0-42G00015R	42 x 1,5	0,70	2,96	24,71	1,44	27,60	29,20	0,20	2,05	34,10	3434
P011-10N0-45G00015R	45 x 1,5	0,70	2,96	25,68	1,47	28,63	30,23	0,50	2,13	36,49	4011
P011-10N0-48G00015R	48 x 1,5	0,70	2,96	26,13	1,48	29,10	30,70	0,50	2,14	36,99	4145
P011-10N0-07X00025R	7 x 2,5	0,70	3,41	12,23	1,20	14,63	16,23	0,20	1,80	20,63	1278
P011-10N0-10X00025R	10 x 2,5	0,70	3,41	15,64	1,20	18,04	19,64	0,20	1,80	24,04	1686
P011-10N0-12X00025R	12 x 2,5	0,70	3,41	16,19	1,20	18,59	20,19	0,20	1,80	24,59	1798
P011-10N0-14X00025R	14 x 2,5	0,70	3,41	17,04	1,21	19,47	21,07	0,20	1,80	25,47	1953
P011-10N0-16X00025R	16 x 2,5	0,70	3,41	18,03	1,24	20,52	22,12	0,20	1,80	26,53	2138
P011-10N0-19X00025R	19 x 2,5	0,70	3,41	19,05	1,27	21,60	23,20	0,20	1,84	27,68	2363
P011-10N0-22X00025R	22 x 2,5	0,70	3,41	21,34	1,34	24,03	25,63	0,20	1,93	30,29	2790
P011-10N0-25X00025R	25 x 2,5	0,70	3,41	22,46	1,37	25,21	26,81	0,20	1,97	31,55	3046
P011-10N0-27X00025R	27 x 2,5	0,70	3,41	22,98	1,39	25,76	27,36	0,20	1,99	32,14	3186
P011-10N0-30X00025R	30 x 2,5	0,70	3,41	23,86	1,42	26,70	28,30	0,20	2,02	33,14	3421
P011-10N0-35X00025R	35 x 2,5	0,70	3,41	25,87	1,48	28,83	30,43	0,50	2,14	36,71	4276
P011-10N0-37X00025R	37 x 2,5	0,70	3,41	25,87	1,48	28,83	30,43	0,50	2,14	36,71	4334
P011-10N0-40X00025R	40 x 2,5	0,70	3,41	27,40	1,52	30,45	32,05	0,50	2,19	38,44	4708
P011-10N0-42X00025R	42 x 2,5	0,70	3,41	28,56	1,56	31,68	33,28	0,50	2,23	39,75	4917
P011-10N0-45X00025R	45 x 2,5	0,70	3,41	29,68	1,59	32,87	34,47	0,50	2,28	41,03	5225
P011-10N0-48X00025R	48 x 2,5	0,70	3,41	30,20	1,61	33,42	35,02	0,50	2,30	41,62	5416
P011-10N0-07G00025R	7 x 2,5	0,70	3,41	12,23	1,20	14,63	16,23	0,20	1,80	20,63	1278
P011-10N0-10G00025R	10 x										


CAVO, ISOLATO IN XLPE, NON ARMATO, CON GUAINA LSZH, NON PROPAGANTE INCENDIO
FLAME RETARDANT, UNARMOURED, LOW SMOKE ZERO HALOGENS, XLPE INSULATED, POWER CABLE
XLPE/LSZH - 0,6/1kV

Code	N° cores x cross section	Radial thickness insulation	Core Ø	Radial thickness outer sheath	Outer Ø	Weight
		mm	mm	mm	mm	Kg/km
P012-05NO-04X00250R	4 x 25	0,90	8,55	1,80	24,30	1486
P012-05NO-04X00350R	4 x 35	0,90	9,72	1,80	27,13	2042
P012-05NO-04X00500R	4 x 50	1,00	11,75	1,80	32,03	3015
P012-05NO-04X00700R	4 x 70	1,10	13,84	1,80	37,11	4510
P012-05NO-04X00950R	4 x 95	1,10	15,55	1,80	41,24	6432
P012-05NO-04X01200R	4 x 120	1,20	17,40	1,80	45,71	8567
P012-05NO-04X01500R	4 x 150	1,40	19,72	1,80	51,33	11350
P012-05NO-04X01850R	4 x 185	1,60	21,89	1,80	56,58	15202
P012-05NO-04X02400R	4 x 240	1,70	24,40	1,80	62,65	20587
P012-05NO-04X03000R	4 x 300	1,80	27,05	1,80	69,07	27580
P012-05NO-04X04000R	4 x 400	2,00	29,65	1,80	75,36	35337
P012-05NO-05X00015R	5 x 1,5	0,70	2,96	1,80	11,60	182
P012-05NO-05X0025R	5 x 2,5	0,70	3,41	1,80	12,81	245
P012-05NO-05X0040R	5 x 4	0,70	3,95	1,80	14,27	339
P012-05NO-05X0060R	5 x 6	0,70	4,55	1,80	15,89	466
P012-05NO-05X0100R	5 x 10	0,70	5,45	1,80	18,32	707
P012-05NO-05X0160R	5 x 16	0,70	6,50	1,80	21,15	1073
P012-05NO-05X0250R	5 x 25	0,90	8,55	1,80	26,69	1923
P012-05NO-05X0350R	5 x 35	0,90	9,72	1,80	29,85	2678
P012-05NO-05X0500R	5 x 50	1,00	11,75	1,80	35,32	4034
P012-05NO-05X0700R	5 x 70	1,10	13,84	1,80	40,98	6143
P012-05NO-03G00015R	3 x 1,5	0,70	2,96	1,80	10,00	130
P012-05NO-03G00025R	3 x 2,5	0,70	3,41	1,80	10,97	169
P012-05NO-03G00040R	3 x 4	0,70	3,95	1,80	12,14	226
P012-05NO-03G00060R	3 x 6	0,70	4,55	1,80	13,43	301
P012-05NO-03G00100R	3 x 10	0,70	5,45	1,80	15,38	441
P012-05NO-03G00160R	3 x 16	0,70	6,50	1,80	17,64	647
P012-05NO-03G00250R	3 x 25	0,90	8,55	1,80	22,07	1103
P012-05NO-03G00350R	3 x 35	0,90	9,72	1,80	24,60	1493
P012-05NO-03G00500R	3 x 50	1,00	11,75	1,80	28,98	2162
P012-05NO-03G00700R	3 x 70	1,10	13,84	1,80	33,51	3171
P012-05NO-03G00950R	3 x 95	1,10	15,55	1,80	37,19	4455
P012-05NO-03G01200R	3 x 120	1,20	17,40	1,80	41,19	5856
P012-05NO-03G01500R	3 x 150	1,40	19,72	1,80	46,21	7656
P012-05NO-03G01850R	3 x 185	1,60	21,89	1,80	50,89	10138
P012-05NO-03G02400R	3 x 240	1,70	24,40	1,80	56,31	13580
P012-05NO-03G03000R	3 x 300	1,80	27,05	1,80	62,03	18021
P012-05NO-03G04000R	3 x 400	2,00	29,65	1,80	67,65	22922
P012-05NO-04G00015R	4 x 1,5	0,70	2,96	1,80	10,77	156
P012-05NO-04G00025R	4 x 2,5	0,70	3,41	1,80	11,86	206
P012-05NO-04G00040R	4 x 4	0,70	3,95	1,80	13,16	281
P012-05NO-04G00060R	4 x 6	0,70	4,55	1,80	14,62	381
P012-05NO-04G00100R	4 x 10	0,70	5,45	1,80	16,79	569
P012-05NO-04G00160R	4 x 16	0,70	6,50	1,80	19,33	850
P012-05NO-04G00250R	4 x 25	0,90	8,55	1,80	24,30	1486
P012-05NO-04G00350R	4 x 35	0,90	9,72	1,80	27,13	2042
P012-05NO-04G00500R	4 x 50	1,00	11,75	1,80	32,03	3015
P012-05NO-04G00700R	4 x 70	1,10	13,84	1,80	37,11	4510
P012-05NO-04G00950R	4 x 95	1,10	15,55	1,80	41,24	6432
P012-05NO-04G01200R	4 x 120	1,20	17,40	1,80	45,71	8567
P012-05NO-04G01500R	4 x 150	1,40	19,72	1,80	51,33	11350
P012-05NO-04G01850R	4 x 185	1,60	21,89	1,80	56,58	15202
P012-05NO-04G02400R	4 x 240	1,70	24,40	1,80	62,65	20587
P012-05NO-04G03000R	4 x 300	1,80	27,05	1,80	69,07	27580
P012-05NO-04G04000R	4 x 400	2,00	29,65	1,80	75,36	35337
P012-05NO-05G00015R	5 x 1,5	0,70	2,96	1,80	11,60	182
P012-05NO-05G00025R	5 x 2,5	0,70	3,41	1,80	12,81	245
P012-05NO-05G00040R	5 x 4	0,70	3,95	1,80	14,27	339
P012-05NO-05G00060R	5 x 6	0,70	4,55	1,80	15,89	466
P012-05NO-05G00100R	5 x 10	0,70	5,45	1,80	18,32	707
P012-05NO-05G00160R	5 x 16	0,70	6,50	1,80	21,15	1073
P012-05NO-05G00250R	5 x 25	0,90	8,55	1,80	26,69	1923
P012-05NO-05G00350R	5 x 35	0,90	9,72	1,80	29,85	2678
P012-05NO-05G00500R	5 x 50	1,00	11,75	1,80	35,32	4034
P012-05NO-05G00700R	5 x 70	1,10	13,84	1,80	40,98	6143

Code	N° cores x cross section	Radial thickness insulation	Core Ø	Radial thickness outer sheath	Outer Ø	Weight
		mm	mm	mm	mm	Kg/km
P012-05NO-07X00015R	7 x 1,5	0,70	2,96	1,80	12,48	228
P012-05NO-10X00015R	10 x 1,5	0,70	2,96	1,80	15,44	318
P012-05NO-12X00015R	12 x 1,5	0,70	2,96	1,80	15,92	363
P012-05NO-14X00015R	14 x 1,5	0,70	2,96	1,80	16,66	411
P012-05NO-16X00015R	16 x 1,5	0,70	2,96	1,80	17,52	463
P012-05NO-19X00015R	19 x 1,5	0,70	2,96	1,80	18,40	534
P012-05NO-22X00015R	22 x 1,5	0,70	2,96	1,80	20,39	635
P012-05NO-25X00015R	25 x 1,5	0,70	2,96	1,80	21,36	710
P012-05NO-27X00015R	27 x 1,5	0,70	2,96	1,80	21,81	758
P012-05NO-30X00015R	30 x 1,5	0,70	2,96	1,80	22,58	837
P012-05NO-35X00015R	35 x 1,5	0,70	2,96	1,80	24,32	982
P012-05NO-37X00015R	37 x 1,5	0,70	2,96	1,80	24,32	1025
P012-05NO-40X00015R	40 x 1,5	0,70	2,96	1,80	25,30	1101
P012-05NO-42X00015R	42 x 1,5	0,70	2,96	1,80	26,31	1219
P012-05NO-45X00015R	45 x 1,5	0,70	2,96	1,80	27,28	1295
P012-05NO-48X00015R	48 x 1,5	0,70	2,96	1,80	27,73	1367
P012-05NO-07G00015R	7 x 1,5	0,70	2,96	1,80	12,48	228
P012-05NO-10G00015R	10 x 1,5	0,70	2,96	1,80	15,44	318
P012-05NO-12G00015R	12 x 1,5	0,70	2,96	1,80	15,92	363
P012-05NO-14G00015R	14 x 1,5	0,70	2,96	1,80	16,66	411
P012-05NO-16G00015R	16 x 1,5	0,70	2,96	1,80	17,52	463
P012-05NO-19G00015R	19 x 1,5	0,70	2,96	1,80	18,40	534
P012-05NO-22G00015R	22 x 1,5	0,70	2,96	1,80	20,39	635
P012-05NO-25G00015R	25 x 1,5	0,70	2,96	1,80	21,36	710
P012-05NO-27G00015R	27 x 1,5	0,70	2,96	1,80	21,81	758
P012-05NO-30G00015R	30 x 1,5	0,70	2,96	1,80	22,58	837
P012-05NO-35G00015R	35 x 1,5	0,70	2,96	1,80	24,32	982
P012-05NO-37G00015R	37 x 1,5	0,70	2,96	1,80	24,32	1025
P012-05NO-40G00015R	40 x 1,5	0,70	2,96	1,80	25,30	1101
P012-05NO-42G00015R	42 x 1,5	0,70	2,96	1,80	26,31	1219
P012-05NO-45G00015R	45 x 1,5	0,70	2,96	1,80	27,28	1295
P012-05NO-48G00015R	48 x 1,5	0,70	2,96	1,80	27,73	1367
P012-05NO-07X00025R	7 x 2,5	0,70	3,41	1,80	13,83	315
P012-05NO-10X00025R	10 x 2,5	0,70	3,41	1,80	17,24	448
P012-05NO-14X00025R	14 x 2,5	0,70	3,41	1,80	18,64	592
P012-05NO-16X00025R	16 x 2,5	0,70	3,41	1,80	19,63	671
P012-05NO-19X00025R	19 x 2,5	0,70	3,41	1,80	20,65	783
P012-05NO-22X00025R	22 x 2,5	0,70	3,41	1,80	22,94	944
P012-05NO-25X00025R	25 x 2,5	0,70	3,41	1,80	24,06	1062
P012-05NO-27X00025R	27 x 2,5	0,70	3,41	1,80	24,58	1138
P012-05NO-30X00025R	30 x 2,5	0,70	3,41	1,80	25,46	1264
P012-05NO-35X00025R	35 x 2,5	0,70	3,41	1,80	27,47	1498
P012-05NO-37X00025R	37 x 2,5	0,70	3,41	1,80	27,47	1567
P012-05NO-40X00025R	40 x 2,5	0,70	3,41	1,80	28,60	1687
P012-05NO-42X00025R	42 x 2,5	0,70	3,41	1,80	29,76	1894
P012-05NO-45X00025R	45 x 2,5	0,70	3,41	1,80	30,88	2013
P012-05NO-48X00025R	48 x 2,5	0,70	3,41	1,80	31,40	2128
P012-05NO-07G00025R	7 x 2,5	0,70	3,41	1,80	13,83	315
P012-05NO-10G00025R	10 x 2,5	0,70	3,41	1,80	17,24	448
P012-05NO-12G00025R	12 x 2,5	0,70	3,41	1,80	17,79	517
P012-05NO-14G00025R	14 x 2,5	0,70	3,41	1,80	18,64	592
P012-05NO-16G00025R	16 x 2,5	0,70	3,41	1,80	19,63	671
P012-05NO-19G00025R	19 x 2,5	0,70	3,41	1,80	20,65	783
P012-05NO-22G00025R	22 x 2,5	0,70	3,41	1,80	22,94	944
P012-05NO-25G00025R	25 x 2,5	0,70	3,41	1,80	24,06	1062
P012-05NO-27G00025R	27 x 2,5	0,70	3,41	1,80	24,58	1138
P012-05NO-30G00025R	30 x 2,5	0,70	3,41	1,80	25,46	1264
P012-05NO-35G00025R	35 x 2,5	0,70	3,41	1,80	27,47	1498
P012-05NO-37G00025R	37 x 2,5	0,70	3,41	1,80	27,47	1567
P012-05NO-40G00025R	40 x 2,5	0,70	3,41	1,80	28,60	1687
P012-05NO-42G00025R	42 x 2,5	0,70	3,41	1,80	29,76	1894
P012-05NO-45G00025R	45 x 2,5	0,70	3,41	1,80	30,88	2013
P012-05NO-48G00025R	48 x 2,5	0,70	3,41	1,80	31,40	2128

CAVO, ISOLATO IN XLPE, ARMATO SWA, CON GUAINA LSZH, NON PROPAGANTE INCENDIO
FLAME RETARDANT, SWA ARMORED, LOW SMOKE ZERO HALOGENS, XLPE INSULATED, POWER CABLE
XLPE/LSZH/SWA/LSZH - 0,6/1kV

CONSTRUCTION SPECIFICATIONS



- CONDUCTOR:** Plain annealed Copper, stranding to class 2 (IEC 60228)
- INSULATION:** XLPE (Cross-linked polyethylene)
- INNER SHEATH:** M1 (LSZH Thermoplastic compound) Black RAL 9005
- ARMOURING:** Galvanized Steel Wires
- OUTER SHEATH:** M1 (LSZH Thermoplastic compound) Black RAL 9005

APPLICATIONS: Low voltage power and control cables are used for electricity supply in low voltage installation. Armoured cables are well adapted to underground use in industrial applications. Both versions with lead cover an enhanced resistance to aromatic hydrocarbon.

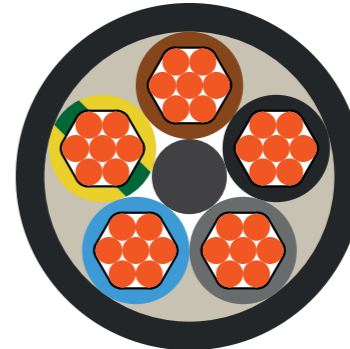
APPLICABLE STANDARD		DIMENSIONAL & ELECTRICAL PROPERTIES			
	CONSTRUCTION	IEC 60502-1		OPERATING VOLTAGE	600/1000 V
	CONDUCTOR	IEC 60228		TESTING VOLTAGE	3500 V
	FLAME RETARDANT	IEC 60332-1		CONDUCTOR TEMP.	90 °C
	FIRE RETARDANT	IEC 60332-3		SHORT-CIRCUIT TEMP.	250 °C
	SMOKE DENSITY	61034-1/2			

CAVO, ISOLATO IN XLPE, ARMATO SWA, CON GUAINE LSZH, NON PROPAGANTE INCENDIO
FLAME RETARDANT, SWA ARMoured, LOW SMOKE ZERO HALOGENS, XLPE INSULATED, POWER CABLE
XLPE/LSZH/SWA/LSZH - 0,6/1kV

CAVO, ISOLATO IN XLPE, NON ARMATO, CON GUAINE LSZH, RESISTENTE AL FUOCO
FIRE RESISTANT, UNARMoured, LOW SMOKE ZERO HALOGENS, XLPE INSULATED, POWER CABLE
MGT/XLPE/LSZH - 0,6/1kV

Code	N° cores x cross section	Radial thickness insulation	Core Ø	Inner Sheath Ø	Armour Thickness	Radial Thickness outer sheath	Outer Ø	Weight
		mm	mm	mm	mm	mm	mm	Kg/km
P013-08NO-04X02400R	4 x 240	1,70	24,40	62,25	3,15	3,40	75,35	29942
P013-08NO-04X03000R	4 x 300	1,80	27,05	69,07	3,15	3,64	82,65	38607
P013-08NO-04X04000R	4 x 400	2,00	29,65	75,36	3,15	3,86	89,38	47989
P013-08NO-05X0015R	5 x 1,5	0,70	2,96	10,00	1,25	1,80	16,10	614
P013-08NO-05X0025R	5 x 2,5	0,70	3,41	11,21	1,25	1,80	17,31	737
P013-08NO-05X0040R	5 x 4	0,70	3,95	12,67	1,25	1,80	18,77	902
P013-08NO-05X0060R	5 x 6	0,70	4,55	14,29	1,25	1,80	20,39	1131
P013-08NO-05X0100R	5 x 10	0,70	5,45	16,72	1,60	1,80	23,52	1648
P013-08NO-05X0160R	5 x 16	0,70	6,50	19,55	1,60	1,80	26,35	2234
P013-08NO-05X0250R	5 x 25	0,90	8,55	25,09	2,00	2,02	33,13	3815
P013-08NO-05X0350R	5 x 35	0,90	9,72	28,65	2,00	2,14	36,94	4982
P013-08NO-05X0500R	5 x 50	1,00	11,75	34,12	2,00	2,33	42,79	7002
P013-08NO-05X0700R	5 x 70	1,10	13,84	40,18	2,50	2,58	50,35	10408
P013-08NO-03G0015R	3 x 1,5	0,70	2,96	8,40	0,80	1,80	13,60	391
P013-08NO-03G0025R	3 x 2,5	0,70	3,41	9,37	0,80	1,80	14,57	463
P013-08NO-03G0040R	3 x 4	0,70	3,95	10,54	1,25	1,80	16,64	680
P013-08NO-03G0060R	3 x 6	0,70	4,55	11,83	1,25	1,80	17,93	820
P013-08NO-03G0100R	3 x 10	0,70	5,45	13,78	1,25	1,80	19,88	1069
P013-08NO-03G0160R	3 x 16	0,70	6,50	16,04	1,60	1,80	22,84	1545
P013-08NO-03G0250R	3 x 25	0,90	8,55	20,47	1,60	1,83	27,33	2344
P013-08NO-03G0350R	3 x 35	0,90	9,72	23,00	1,60	1,92	30,04	2961
P013-08NO-03G0500R	3 x 50	1,00	11,75	27,78	2,00	2,11	36,01	4350
P013-08NO-03G0700R	3 x 70	1,10	13,84	32,31	2,00	2,27	40,86	5901
P013-08NO-03G0950R	3 x 95	1,10	15,55	35,99	2,50	2,43	45,86	8087
P013-08NO-03G1200R	3 x 120	1,20	17,40	40,39	2,50	2,59	50,57	10144
P013-08NO-03G1500R	3 x 150	1,40	19,72	45,41	2,50	2,76	55,94	12805
P013-08NO-03G1850R	3 x 185	1,60	21,89	50,49	2,50	2,94	61,38	16192
P013-08NO-03G2400R	3 x 240	1,70	24,40	55,91	2,50	3,13	67,18	20698
P013-08NO-03G3000R	3 x 300	1,80	27,05	61,63	3,15	3,38	74,69	27209
P013-08NO-03G4000R	3 x 400	2,00	29,65	67,65	3,15	3,59	81,13	33558
P013-08NO-04G0015R	4 x 1,5	0,70	2,96	9,17	0,80	1,80	14,37	446
P013-08NO-04G0025R	4 x 2,5	0,70	3,41	10,26	1,25	1,80	16,36	644
P013-08NO-04G0040R	4 x 4	0,70	3,95	11,56	1,25	1,80	17,66	792
P013-08NO-04G0060R	4 x 6	0,70	4,55	13,02	1,25	1,80	19,12	965
P013-08NO-04G0100R	4 x 10	0,70	5,45	15,19	1,60	1,80	21,99	1403
P013-08NO-04G0160R	4 x 16	0,70	6,50	17,73	1,60	1,80	24,53	1865
P013-08NO-04G0250R	4 x 25	0,90	8,55	22,70	1,60	1,91	29,72	2920
P013-08NO-04G0350R	4 x 35	0,90	9,72	25,53	2,00	2,03	33,60	3989
P013-08NO-04G0500R	4 x 50	1,00	11,75	30,83	2,00	2,22	39,27	5569
P013-08NO-04G0700R	4 x 70	1,10	13,84	35,91	2,50	2,43	45,78	8133
P013-08NO-04G0950R	4 x 95	1,10	15,55	40,44	2,50	2,59	50,63	10726
P013-08NO-04G1200R	4 x 120	1,20	17,40	44,91	2,50	2,75	55,41	13615
P013-08NO-04G1500R	4 x 150	1,40	19,72	50,93	2,50	2,96	61,85	17504
P013-08NO-04G1850R	4 x 185	1,60	21,89	56,18	2,50	3,14	67,47	22361
P013-08NO-04G2400R	4 x 240	1,70	24,40	62,25	3,15	3,40	75,35	29942
P013-08NO-04G3000R	4 x 300	1,80	27,05	69,07	3,15	3,64	82,65	38607
P013-08NO-04G4000R	4 x 400	2,00	29,65	75,36	3,15	3,86	89,38	47989
P013-08NO-05G0015R	5 x 1,5	0,70	2,96	10,00	1,25	1,80	16,10	614
P013-08NO-05G0025R	5 x 2,5	0,70	3,41	11,21	1,25	1,80	17,31	737
P013-08NO-05G0040R	5 x 4	0,70	3,95	12,67	1,25	1,80	18,77	902
P013-08NO-05G0060R	5 x 6	0,70	4,55	14,29	1,25	1,80	20,39	1131
P013-08NO-05G00100R	5 x 10	0,70	5,45	16,72	1,60	1,80	23,52	1648
P013-08NO-05G00160R	5 x 16	0,70	6,50	19,55	1,60	1,80	26,35	2234
P013-08NO-05G00250R	5 x 25	0,90	8,55	25,09	2,00	2,02	33,13	3815
P013-08NO-05G00350R	5 x 35	0,90	9,72	28,65	2,00	2,14	36,94	4982
P013-08NO-05G00500R	5 x 50	1,00	11,75	34,12	2,00	2,33	42,79	7002
P013-08NO-05G00700R	5 x 70	1,10	13,84	40,18	2,50	2,58	50,35	10408
P013-08NO-07X0015R	7 x 1,5	0,70	2,96	10,88	1,25	1,80	16,98	702
P013-08NO-10X0015R	10 x 1,5	0,70	2,96	13,84	1,25	1,80	19,94	948
P013-08NO-12X0015R	12 x 1,5	0,70	2,96	14,32	1,25	1,80	20,42	1029
P013-08NO-14X0015R	14 x 1,5	0,70	2,96	15,06	1,60	1,80	21,86	1241
P013-08NO-16X0015R	16 x 1,5	0,70	2,96	15,92	1,60	1,80	22,72	1356
P013-08NO-19X0015R	19 x 1,5	0,70	2,96	16,80	1,60	1,80	23,60	1495
P013-08NO-22X0015R	22 x 1,5	0,70	2,96	18,79	1,60	1,80	25,59	1745
P013-08NO-25X0015R	25 x 1,5	0,70	2,96	19,76	1,60	1,80	26,57	1882
P013-08NO-27X0015R	27 x 1,5	0,70	2,96	20,21	1,60	1,82	27,05	1970

Code	N° cores x cross section	Radial thickness insulation	Core Ø	Inner Sheath Ø	Armour Thickness	Radial Thickness outer sheath	Outer Ø	Weight
		mm	mm	mm	mm	mm	mm	Kg/km
P013-08NO-30X0015R	30 x 1,5	0,70	2,96	20,98	1,60	1,85	27,88	2122
P013-08NO-35X0015R	35 x 1,5	0,70	2,96	22,72	1,60	1,91	29,74	2318
P013-08NO-37X0015R	37 x 1,5	0,70	2,96	22,72	1,60	1,91	29,74	2356
P013-08NO-40X0015R	40 x 1,5	0,70	2,96	23,70	1,60	1,94	30,79	2516
P013-08NO-42X0015R	42 x 1,5	0,70	2,96	24,71	1,60	1,98	31,87	2613
P013-08NO-45X0015R	45 x 1,5	0,70	2,96	25,68	2,00	2,04	33,76	3018
P013-08NO-48X0015R	48 x 1,5	0,70	2,96	26,13	2,00	2,05	34,24	3137
P013-08NO-07G0015R	7 x 1,5	0,70	2,96	10,88	1,25	1,80	16,98	702
P013-08NO-10G0015R	10 x 1,5	0,70	2,96	13,84	1,25	1,80	19,94	948
P013-08NO-12G0015R	12 x 1,5	0,70	2,96	14,32	1,25	1,80	20,42	1029
P013-08NO-14G0015R	14 x 1,5	0,70	2,96	15,06	1,60	1,80	21,86	1241
P013-08NO-16G0015R	16 x 1,5	0,70	2,96	15,92	1,60	1,80	22,72	1356
P013-08NO-19G0015R	19 x 1,5	0,70	2,96	16,80	1,60	1,80	23,60	1495
P013-08NO-22G0015R	22 x 1,5	0,70	2,96	18,79	1,60	1,80	25,59	1745
P013-08NO-25G0015R	25 x 1,5	0,70	2,96	19,76	1,60	1,80	26,57	1882
P013-08NO-27G0015R	27 x 1,5	0,70	2,96	20,21	1,60	1,82	27,05	1970
P013-08NO-30G0015R	30 x 1,5	0,70	2,96	20,98	1,60	1,85	27,88	2122
P013-08NO-35G0015R	35 x 1,5	0,70	2,96	22,72	1,60	1,91	29,74	2318
P013-08NO-37G0015R	37 x 1,5	0,70	2,96	22,72	1,60	1,91	29,74	2356
P013-08NO-40G0015R	40 x 1,5	0,70	2,96	23,70	1,60	1,94	30,79	2516
P013-08NO-42G0015R	42 x 1,5	0,70	2,96	24,71	1,60	1,98	31,87	2613
P013-08NO-45G0015R	45 x 1,5	0,70	2,96	25,68	2,00	2,04	33,76	3018
P013-08NO-48G0015R	48 x 1,5	0,70	2,96	26,13	2,00	2,05	34,24	3137
P013-08NO-07X0025R	7 x 2,5	0,70	3,41	12,23	1,25	1,80	18,33	855
P013-08NO-10X0025R	10 x 2,5	0,70	3,41	15,64	1,60	1,80	22,44	1315
P013-08NO-12X0025R	12 x 2,5	0,70	3,41	16,19	1,60	1,80	22,99	1420
P013-08NO-14X0025R	14 x 2,5	0,70	3,41	17,04	1,60	1,80	23,84	1561
P013-08NO-16X0025R	16 x 2,5	0,70	3,41	18,03	1,60	1,80	24,83	1715
P013-08NO-19X0025R	19 x 2,5	0,70	3,41	19,05	1,60	1,80	25,85	1905
P013-08NO-22X0025R	22 x 2,5	0,70	3,41	21,34	1,60	1,86	28,26	2266
P013-08NO-25X0025R	25 x 2,5	0,70	3,41	22,46	1,60	1,90	29,46	2481
P013-08NO-27X0025R	27 x 2,5	0,70	3,41	22,98	1,60	1,92	30,20	2604
P013-08NO-30X0025R	30 x 2,5	0,70	3,41	23,86	1,60	1,95	30,96	2802
P013-08NO-35X0025R	35 x 2,5	0,70	3,41	25,87	2,00	2,05	33,97	3254
P013-08NO-37X0025R	37 x 2,5	0,70	3,41	25,87	2,00	2,05	33,97	3313
P013-08NO-40X0025R	40 x 2,5	0,70	3,41	27,40	2,00	2,10	35,60	3601
P013-08NO-42X0025R	42 x 2,5	0,70	3,41	28,56	2,00	2,14	36,84	3733
P013-08NO-45X0025R	45 x 2,5	0,70	3,41	29,68	2,00	2,18	38,04	3962
P013-08NO-48X0025R	48 x 2,5	0,70	3,41	30,20	2,00	2,20	38,60	4126



CONDUCTOR:
Plain annealed Tinned Copper, stranding to class 2 (IEC 60228)

INSULATION:
MGT (Mica Glass Tape) + XLPE (Cross-linked polyethylene)

OUTER SHEATH:
M1 (LSZH Thermoplastic compound) Black RAL 9005

APPLICATIONS: Low voltage power and control cables are used for electricity supply in low voltage installation. Armoured cables are well adapted to underground use in industrial applications. Both versions with lead cover an enhanced resistance to aromatic hydrocarbon.

APPLICABLE STANDARD		
	CONSTRUCTION	IEC 60502-1
	CONDUCTOR	IEC 60228
	FLAME RETARDANT	IEC 60332-1
	FIRE RETARDANT	IEC 60332-3
	FIRE RESISTANT	IEC 60331-21
	SMOKE DENSITY	61034-1/2
	HALOGEN ACID GAS	60754-1
	ACIDITY OF GASES	60754-2

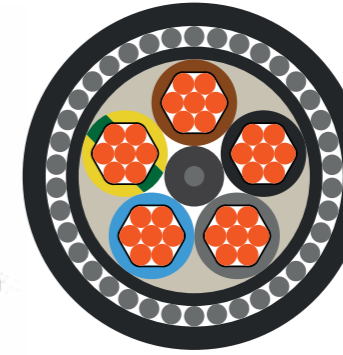
CAVO, ISOLATO IN XLPE, NON ARMATO, CON GUAINA LSZH, RESISTENTE AL FUOCO
FIRE RESISTANT, UNARMoured, LOW SMOKE ZERO HALOGENS, XLPE INSULATED, POWER CABLE
MGT/XLPE/LSZH - 0,6/1kV

Code	N° cores x cross section	Radial thickness insulation	Core Ø	Radial thickness outer sheath	Outer Ø	Weight
		mm	mm	mm	mm	Kg/km
P014-05NO-04X00100R	4 x 10	0,70	5,63	1,80	17,23	590
P014-05NO-04X00160R	4 x 16	0,70	6,68	1,80	19,77	876
P014-05NO-04X00250R	4 x 25	0,90	8,73	1,80	24,73	1524
P014-05NO-04X00350R	4 x 35	0,90	9,90	1,80	27,56	2088
P014-05NO-04X00500R	4 x 50	1,00	11,93	1,80	32,47	3078
P014-05NO-04X00700R	4 x 70	1,10	14,02	1,80	37,54	4593
P014-05NO-04X00950R	4 x 95	1,10	15,73	1,80	41,67	6538
P014-05NO-04X01200R	4 x 120	1,20	17,58	1,80	46,15	8697
P014-05NO-04X01500R	4 x 150	1,40	19,90	1,80	51,77	11512
P014-05NO-04X01850R	4 x 185	1,60	22,07	1,80	57,01	15402
P014-05NO-04X02400R	4 x 240	1,70	24,58	1,80	63,09	20833
P014-05NO-04X03000R	4 x 300	1,80	27,23	1,80	69,50	27886
P014-05NO-04X04000R	4 x 400	2,00	29,83	1,80	75,79	35703
P014-05NO-05X00015R	5 x 1,5	0,70	3,14	1,80	12,08	195
P014-05NO-05X00025R	5 x 2,5	0,70	3,59	1,80	13,30	261
P014-05NO-05X00040R	5 x 4	0,70	4,13	1,80	14,76	357
P014-05NO-05X00060R	5 x 6	0,70	4,73	1,80	16,38	487
P014-05NO-05X00100R	5 x 10	0,70	5,63	1,80	18,81	734
P014-05NO-05X00160R	5 x 16	0,70	6,68	1,80	21,64	1107
P014-05NO-05X00250R	5 x 25	0,90	8,73	1,80	27,18	1974
P014-05NO-05X00350R	5 x 35	0,90	9,90	1,80	30,33	2743
P014-05NO-05X00500R	5 x 50	1,00	11,93	1,80	35,81	4123
P014-05NO-05X00700R	5 x 70	1,10	14,02	1,80	41,47	6264
P014-05NO-03G00015R	3 x 1,5	0,70	3,14	1,80	10,39	138
P014-05NO-03G00025R	3 x 2,5	0,70	3,59	1,80	11,36	178
P014-05NO-03G00040R	3 x 4	0,70	4,13	1,80	12,53	237
P014-05NO-03G00060R	3 x 6	0,70	4,73	1,80	13,82	314
P014-05NO-03G00100R	3 x 10	0,70	5,63	1,80	15,77	457
P014-05NO-03G00160R	3 x 16	0,70	6,68	1,80	18,03	666
P014-05NO-03G00250R	3 x 25	0,90	8,73	1,80	22,46	1129
P014-05NO-03G00350R	3 x 35	0,90	9,90	1,80	24,99	1525
P014-05NO-03G00500R	3 x 50	1,00	11,93	1,80	29,37	2203
P014-05NO-03G00700R	3 x 70	1,10	14,02	1,80	33,89	3225
P014-05NO-03G00950R	3 x 95	1,10	15,73	1,80	37,58	4523
P014-05NO-03G01200R	3 x 120	1,20	17,58	1,80	41,58	5939
P014-05NO-03G01500R	3 x 150	1,40	19,90	1,80	46,60	7758
P014-05NO-03G01850R	3 x 185	1,60	22,07	1,80	51,28	10264
P014-05NO-03G02400R	3 x 240	1,70	24,58	1,80	56,70	13734
P014-05NO-03G03000R	3 x 300	1,80	27,23	1,80	62,42	18214
P014-05NO-03G04000R	3 x 400	2,00	29,83	1,80	68,04	23149
P014-05NO-04G00015R	4 x 1,5	0,70	3,14	1,80	11,20	166
P014-05NO-04G00025R	4 x 2,5	0,70	3,59	1,80	12,29	219
P014-05NO-04G00040R	4 x 4	0,70	4,13	1,80	13,60	295
P014-05NO-04G00060R	4 x 6	0,70	4,73	1,80	15,05	398
P014-05NO-04G00100R	4 x 10	0,70	5,63	1,80	17,23	590
P014-05NO-04G00160R	4 x 16	0,70	6,68	1,80	19,77	876
P014-05NO-04G00250R	4 x 25	0,90	8,73	1,80	24,73	1524
P014-05NO-04G00350R	4 x 35	0,90	9,90	1,80	27,56	2088
P014-05NO-04G00500R	4 x 50	1,00	11,93	1,80	32,47	3078
P014-05NO-04G00700R	4 x 70	1,10	14,02	1,80	37,54	4593
P014-05NO-04G00950R	4 x 95	1,10	15,73	1,80	41,67	6538
P014-05NO-04G01200R	4 x 120	1,20	17,58	1,80	46,15	8697
P014-05NO-04G01500R	4 x 150	1,40	19,90	1,80	51,77	11512
P014-05NO-04G01850R	4 x 185	1,60	22,07	1,80	57,01	15402
P014-05NO-04G02400R	4 x 240	1,70	24,58	1,80	63,09	20833
P014-05NO-04G03000R	4 x 300	1,80	27,23	1,80	69,50	27886
P014-05NO-04G04000R	4 x 400	2,00	29,83	1,80	75,79	35703
P014-05NO-05G00015R	5 x 1,5	0,70	3,14	1,80	12,08	195
P014-05NO-05G00025R	5 x 2,5	0,70	3,59	1,80	13,30	261
P014-05NO-05G00040R	5 x 4	0,70	4,13	1,80	14,76	357
P014-05NO-05G00060R	5 x 6	0,70	4,73	1,80	16,38	487
P014-05NO-05G00100R	5 x 10	0,70	5,63	1,80	18,81	734
P014-05NO-05G00160R	5 x 16	0,70	6,68	1,80	21,64	1107
P014-05NO-05G00250R	5 x 25	0,90	8,73	1,80	27,18	1974
P014-05NO-05G00350R	5 x 35	0,90	9,90	1,80	30,33	2743
P014-05NO-05G00500R	5 x 50	1,00	11,93	1,80	35,81	4123

Code	N° cores x cross section	Radial thickness insulation	Core Ø	Radial thickness outer sheath	Outer Ø	Weight
		mm	mm	mm	mm	Kg/km
P014-05NO-05G00700R	5 x 70	1,10	14,02	1,80	41,47	6264
P014-05NO-07X00015R	7 x 1,5	0,70	3,14	1,80	13,02	245
P014-05NO-10X00015R	10 x 1,5	0,70	3,14	1,80	16,16	344
P014-05NO-12X00015R	12 x 1,5	0,70	3,14	1,80	16,67	393
P014-05NO-14X00015R	14 x 1,5	0,70	3,14	1,80	17,45	446
P014-05NO-16X00015R	16 x 1,5	0,70	3,14	1,80	18,36	502
P014-05NO-19X00015R	19 x 1,5	0,70	3,14	1,80	19,30	581
P014-05NO-22X00015R	22 x 1,5	0,70	3,14	1,80	21,41	694
P014-05NO-25X00015R	25 x 1,5	0,70	3,14	1,80	22,44	777
P014-05NO-27X00015R	27 x 1,5	0,70	3,14	1,80	22,92	830
P014-05NO-30X00015R	30 x 1,5	0,70	3,14	1,80	23,73	917
P014-05NO-35X00015R	35 x 1,5	0,70	3,14	1,80	25,58	1079
P014-05NO-37X00015R	37 x 1,5	0,70	3,14	1,80	25,58	1127
P014-05NO-40X00015R	40 x 1,5	0,70	3,14	1,80	26,62	1211
P014-05NO-42X00015R	42 x 1,5	0,70	3,14	1,80	27,69	1346
P014-05NO-45X00015R	45 x 1,5	0,70	3,14	1,80	28,72	1430
P014-05NO-48X00015R	48 x 1,5	0,70	3,14	1,80	29,20	1510
P014-05NO-07G00015R	7 x 1,5	0,70	3,14	1,80	13,02	245
P014-05NO-10G00015R	10 x 1,5	0,70	3,14	1,80	16,16	344
P014-05NO-12G00015R	12 x 1,5	0,70	3,14	1,80	16,67	393
P014-05NO-14G00015R	14 x 1,5	0,70	3,14	1,80	17,45	446
P014-05NO-16G00015R	16 x 1,5	0,70	3,14	1,80	18,36	502
P014-05NO-19G00015R	19 x 1,5	0,70	3,14	1,80	19,30	581
P014-05NO-22G00015R	22 x 1,5	0,70	3,14	1,80	21,41	694
P014-05NO-25G00015R	25 x 1,5	0,70	3,14	1,80	22,44	777
P014-05NO-27G00015R	27 x 1,5	0,70	3,14	1,80	22,92	830
P014-05NO-30G00015R	30 x 1,5	0,70	3,14	1,80	23,73	917
P014-05NO-35G00015R	35 x 1,5	0,70	3,14	1,80	25,58	1079
P014-05NO-37G00015R	37 x 1,5	0,70	3,14	1,80	25,58	1127
P014-05NO-40G00015R	40 x 1,5	0,70	3,14	1,80	26,62	1211
P014-05NO-42G00015R	42 x 1,5	0,70	3,14	1,80	27,69	1346
P014-05NO-45G00015R	45 x 1,5	0,70	3,14	1,80	28,72	1430
P014-05NO-48G00015R	48 x 1,5	0,70	3,14	1,80	29,20	1510
P014-05NO-07X00025R	7 x 2,5	0,70	3,59	1,80	14,37	335
P014-05NO-10X00025R	10 x 2,5	0,70	3,59	1,80	17,96	479
P014-05NO-12X00025R	12 x 2,5	0,70	3,59	1,80	18,54	553
P014-05NO-14X00025R	14 x 2,5	0,70	3,59	1,80	19,44	634
P014-05NO-16X00025R	16 x 2,5	0,70	3,59	1,80	20,48	721
P014-05NO-19X00025R	19 x 2,5	0,70	3,59	1,80	21,55	842
P014-05NO-22X00025R	22 x 2,5	0,70	3,59	1,80	23,96	1020
P014-05NO-25X00025R	25 x 2,5	0,70	3,59	1,80	25,14	1148
P014-05NO-27X00025R	27 x 2,5	0,70	3,59	1,80	25,68	1230
P014-05NO-30X00025R	30 x 2,5	0,70	3,59	1,80	26,62	1368
P014-05NO-35X00025R	35 x 2,5	0,70	3,59	1,80	28,73	1625
P014-05NO-37X00025R	37 x 2,5	0,70	3,59	1,80	28,73	1700
P014-05NO-40X00025R	40 x 2,5	0,70	3,59	1,80	29,92	1831
P014-05NO-42X00025R	42 x 2,5	0,70	3,59	1,80	31,14	2064
P014-05NO-45X00025R	45 x 2,5	0,70	3,59	1,80	32,32	2194
P014-05NO-48X00025R	48 x 2,5	0,70	3,59	1,80	32,86	2319
P014-05NO-07G00025R	7 x 2,5	0,70	3,59	1,80	14,37	335
P014-05NO-10G00025R	10 x 2,5	0,70	3,59	1,80	17,96	479
P014-05NO-12G00025R	12 x 2,5	0,70	3,59	1,80	18,54	553
P014-05NO-14G00025R	14 x 2,5	0,70	3,59	1,80	19,44	634
P014-05NO-16G00025R	16 x 2,5	0,70	3,59	1,80	20,48	721
P014-05NO-19G00025R	19 x 2,5	0,70	3,59	1,80	21,55	842
P014-05NO-22G00025R	22 x 2,5	0,70	3,59	1,80	23,96	1020
P014-05NO-25G00025R	25 x 2,5	0,70	3,59	1,80	25,14	1148
P014-05NO-27G00025R	27 x 2,5	0,70	3,59	1,80	25,68	1230
P014-05NO-30G00025R	30 x 2,5	0,70	3,59	1,80	26,62	1368
P014-05NO-35G00025R	35 x 2,5	0,70	3,59	1,80	28,73	1625
P014-05NO-37G00025R	37 x 2,5	0,70	3,59	1,80	28,73	1700
P014-05NO-40G00025R	40 x 2,5	0,70	3,59	1,80	29,92	1831
P014-05NO-42G00025R	42 x 2,5	0,70	3,59	1,80	31,14	2064
P014-05NO-45G00025R	45 x 2,5	0,70	3,59	1,80	32,32	2194
P014-05NO-48G00025R	48 x 2,5	0,70	3,59	1,80	32,86	2319

CAVO, ISOLATO IN XLPE, ARMATO SWA, CON GUAINA LSZH, RESISTENTE AL FUOCO
FIRE RESISTANT, SWA ARMoured, LOW SMOKE ZERO HALOGENS, XLPE INSULATED, POWER CABLE
MGT/XLPE/LSZH/SWA/LSZH - 0,6/1kV

CONSTRUCTION SPECIFICATIONS



- CONDUCTOR:** Plain annealed Copper, stranding to class 2 (IEC 60228)
- INSULATION:** MGT (Mica Glass Tape) + XLPE (Cross-linked polyethylene)
- INNER SHEATH:** M1 (LSZH Thermoplastic compound) Black RAL 9005
- ARMOURING:** Galvanized Steel Wires
- OUTER SHEATH:** M1 (LSZH Thermoplastic compound) Black RAL 9005

APPLICATIONS: Low voltage power and control cables are used for electricity supply in low voltage installation. Armoured cables are well adapted to underground use in industrial applications. Both versions with lead cover an enhanced resistance to aromatic hydrocarbon.

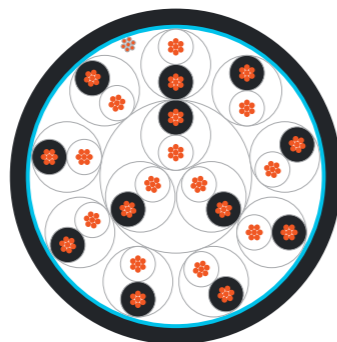
APPLICABLE STANDARD

	CONSTRUCTION	IEC 60502-1
	CONDUCTOR	IEC 60228
	FLAME RETARDANT	IEC 60332-1

**CAVO, ISOLATO IN PVC, NON ARMATO, SCHERMATO SUL TOTALE, NON PROPAGANTE INCENDIO
FLAME RETARDANT, UNARMoured, OVERALL SHIELDED, PVC INSULATED, INSTRUMENTATION CABLE**

PVC/OS/PVC - 300/500V

CONSTRUCTION SPECIFICATIONS



CONDUCTOR:
Plain annealed Copper, stranding to class 2 (IEC 60228)
INSULATION:
PVC (Polyvinylchloride)
WRAPPING:
PET TAPE 23µm
OVERALL SHIELD:
Tinned copper drain wire 0,5 mm2 (7/0,30) + AL/PET
OUTER SHEATH:
PVC (Polyvinylchloride)

- N.I.S application
- I.S application

APPLICATIONS: In the Oil & Gas market and especially in the production of gas or petrochemical products, there are needs of continous process control systems to control, measure, regulate and record the different process parameters. Intrumentation and signal cables are in the heart of thsi network and to ensure the reliability of the data to be transmitted, they must be adapted to the applications and enviroments where they are used. The Following page are indicated to our instrumentation cable that have been designed taking the enviroment constraints into consideration.

APPLICABLE STANDARD

	CONSTRUCTION	EN 50288-7
	CONDUCTOR	IEC 60228
	FLAME RETARDANT	IEC 60332-1
	FIRE PROPAGATION	IEC 60332-3

DIMENSIONAL & ELECTRICAL PROPERTIES

	OPERATING VOLTAGE	300/500 V
	TESTING VOLTAGE	2000 V
	CONDUCTOR TEMP.	70 °C
	SHORT-CIRCUIT TEMP.	160 °C
	ENVIRONMENTAL TEMP.	-20/+70 °C
	INSTALLATION TEMP.	-5/+50 °C

MARKING: <Year> EUROCAVI - PVC/OS/PVC - 300/500V - N° of cores x Cross-section - IEC 60332-3 <Work Order #> - Meter Marking # - CE

Code	N° cores x cross section	Radial thickness insulation	Core Ø	Radial thickness outer sheath	Outer diameter	Weight
		mm	mm	mm	mm	Kg/km
S000-03NO-01P00005R	1x2x0,5	0,44	1,78	1,80	7,31	69
S000-03NO-02P00005R	2x2x0,5	0,44	1,78	1,80	9,59	99
S000-03NO-04P00005R	4x2x0,5	0,44	1,78	1,80	10,82	140
S000-03NO-05P00005R	5x2x0,5	0,44	1,78	1,80	11,63	163
S000-03NO-06P00005R	6x2x0,5	0,44	1,78	1,80	12,51	186
S000-03NO-08P00005R	8x2x0,5	0,44	1,78	1,80	13,82	227
S000-03NO-10P00005R	10x2x0,5	0,44	1,78	1,80	15,43	273
S000-03NO-12P00005R	12x2x0,5	0,44	1,78	1,80	15,90	308
S000-03NO-16P00005R	16x2x0,5	0,44	1,78	1,80	17,47	384
S000-03NO-20P00005R	20x2x0,5	0,44	1,78	1,80	19,31	464
S000-03NO-24P00005R	24x2x0,5	0,44	1,78	1,80	21,27	547
S000-03NO-01P00007R	1x2x0,75	0,44	1,99	1,80	7,73	78
S000-03NO-02P00007R	2x2x0,75	0,44	1,99	1,80	10,28	117
S000-03NO-04P00007R	4x2x0,75	0,44	1,99	1,80	11,65	171
S000-03NO-05P00007R	5x2x0,75	0,44	1,99	1,80	12,56	200
S000-03NO-06P00007R	6x2x0,75	0,44	1,99	1,80	13,54	230
S000-03NO-08P00007R	8x2x0,75	0,44	1,99	1,80	15,01	285
S000-03NO-10P00007R	10x2x0,75	0,44	1,99	1,80	16,81	345
S000-03NO-12P00007R	12x2x0,75	0,44	1,99	1,80	17,33	392
S000-03NO-16P00007R	16x2x0,75	0,44	1,99	1,80	19,09	495
S000-03NO-20P00007R	20x2x0,75	0,44	1,99	1,80	21,15	603
S000-03NO-24P00007R	24x2x0,75	0,44	1,99	1,80	23,33	714
S000-03NO-01P00010R	1x2x1	0,44	2,17	1,80	8,09	87
S000-03NO-02P00010R	2x2x1	0,44	2,17	1,80	10,87	134
S000-03NO-04P00010R	4x2x1	0,44	2,17	1,80	12,37	200
S000-03NO-05P00010R	5x2x1	0,44	2,17	1,80	13,36	236
S000-03NO-06P00010R	6x2x1	0,44	2,17	1,80	14,43	273
S000-03NO-08P00010R	8x2x1	0,44	2,17	1,80	16,03	340
S000-03NO-10P00010R	10x2x1	0,44	2,17	1,80	17,99	415
S000-03NO-12P00010R	12x2x1	0,44	2,17	1,80	18,56	474
S000-03NO-16P00010R	16x2x1	0,44	2,17	1,80	20,48	604
S000-03NO-20P00010R	20x2x1	0,44	2,17	1,80	22,72	739
S000-03NO-24P00010R	24x2x1	0,44	2,17	1,80	25,11	880
S000-03NO-01P00013R	1x2x1,3	0,44	2,35	1,80	8,51	98
S000-03NO-02P00013R	2x2x1,3	0,44	2,35	1,80	11,56	155
S000-03NO-04P00013R	4x2x1,3	0,44	2,35	1,80	13,20	238
S000-03NO-05P00013R	5x2x1,3	0,44	2,35	1,80	14,29	283
S000-03NO-06P00013R	6x2x1,3	0,44	2,35	1,80	15,46	329
S000-03NO-08P00013R	8x2x1,3	0,44	2,35	1,80	17,22	413
S000-03NO-10P00013R	10x2x1,3	0,44	2,35	1,80	19,37	507
S000-03NO-12P00013R	12x2x1,3	0,44	2,35	1,80	19,99	583
S000-03NO-16P00013R	16x2x1,3	0,44	2,35	1,80	22,10	748
S000-03NO-20P00013R	20x2x1,3	0,44	2,35	1,80	24,56	921
S000-03NO-24P00013R	24x2x1,3	0,44	2,35	1,80	27,17	1102
S000-03NO-01P00015R	1x2x1,5	0,44	2,44	1,80	8,63	101
S000-03NO-02P00015R	2x2x1,5	0,44	2,44	1,80	11,76	162
S000-03NO-04P00015R	4x2x1,5	0,44	2,44	1,80	13,44	250
S000-03NO-05P00015R	5x2x1,5	0,44	2,44	1,80	14,56	298
S000-03NO-06P00015R	6x2x1,5	0,44	2,44	1,80	15,76	346
S000-03NO-08P00015R	8x2x1,5	0,44	2,44	1,80	17,56	436
S000-03NO-10P00015R	10x2x1,5	0,44	2,44	1,80	19,76	535
S000-03NO-12P00015R	12x2x1,5	0,44	2,44	1,80	20,40	617
S000-03NO-16P00015R	16x2x1,5	0,44	2,44	1,80	22,56	793
S000-03NO-20P00015R	20x2x1,5	0,44	2,44	1,80	25,08	978
S000-03NO-24P00015R	24x2x1,5	0,44	2,44	1,80	27,76	1172
S000-03NO-01P00025R	1x2x2,5	0,53	3,07	1,80	9,89	135
S000-03NO-02P00025R	2x2x2,5	0,53	3,07	1,80	13,82	226
S000-03NO-04P00025R	4x2x2,5	0,53	3,07	1,80	15,94	366
S000-03NO-05P00025R	5x2x2,5	0,53	3,07	1,80	17,35	440
S000-03NO-06P00025R	6x2x2,5	0,53	3,07	1,80	18,86	517
S000-03NO-08P00025R	8x2x2,5	0,53	3,07	1,80	21,12	657
S000-03NO-10P00025R	10x2x2,5	0,53	3,07	1,80	23,89	819
S000-03NO-12P00025R	12x2x2,5	0,53	3,07	1,80	24,70	953
S000-03NO-16P00025R	16x2x2,5	0,53	3,07	1,80	27,42	1244
S000-03NO-20P00025R	20x2x2,5	0,53	3,07	1,80	30,59	1552
S000-03NO-24P00025R	24x2x2,5	0,53	3,07	1,80	33,96	1878

**CAVO, ISOLATO IN PVC, NON ARMATO, SCHERMATO SUL TOTALE, NON PROPAGANTE INCENDIO
FLAME RETARDANT, UNARMoured, OVERALL SHIELDED, PVC INSULATED, INSTRUMENTATION CABLE**

PVC/OS/PVC - 300/500V

Code	N° cores x cross section	Radial thickness insulation	Core Ø	Radial thickness outer sheath	Outer diameter	Weight
		mm	mm	mm	mm	Kg/km
S000-03NO-01T00005R	1x3x0,5	0,44	1,78	1,80	7,60	79
S000-03NO-02T00005R	2x3x0,5	0,44	1,78	1,80	10,41	122
S000-03NO-04T00005R	4x3x0,5	0,44	1,78	1,80	11,81	179
S000-03NO-05T00005R	5x3x0,5	0,44	1,78	1,80	12,74	210
S000-03NO-06T00005R	6x3x0,5	0,44	1,78	1,80	13,74	242
S000-03NO-08T00005R	8x3x0,5	0,44	1,78	1,80	15,24	301
S000-03NO-10T00005R	10x3x0,5	0,44	1,78	1,80	17,07	365
S000-03NO-12T00005R	12x3x0,5	0,44	1,78	1,80	17,61	416
S000-03NO-16T00005R	16x3x0,5	0,44	1,78	1,80	19,41	526
S000-03NO-20T00005R	20x3x0,5	0,44	1,78	1,80	21,50	641
S000-03NO-24T00005R	24x3x0,5	0,44	1,78	1,80	23,73	760
S000-03NO-01T00007R	1x3x0,75	0,44	1,99	1,80	8,05	91
S000-03NO-02T00007R	2x3x0,75	0,44	1,99	1,80	11,19	146
S000-03NO-04T00007R	4x3x0,75	0,44	1,99	1,80	12,75	223
S000-03NO-05T00007R	5x3x0,75	0,44	1,99	1,80	13,80	264
S000-03NO-06T00007R	6x3x0,75	0,44	1,99	1,80	14,91	305
S000-03NO-08T00007R	8x3x0,75	0,44	1,99	1,80	16,59	383
S000-03NO-10T00007R	10x3x0,75	0,44	1,99	1,80	18,63	468
S000-03NO-12T00007R	12x3x0,75	0,44	1,99	1,80	19,23	538
S000-03NO-16T00007R	16x3x0,75	0,44	1,99	1,80	21,23	688
S000-03NO-20T00007R	20x3x0,75	0,44	1,99	1,80	23,58	844
S000-03NO-24T00007R	24x3x0,75	0,44	1,99	1,80	26,07	1007
S000-03NO-01T00010R	1x3x1	0,44	2,17	1,80	8,44	103
S000-03NO-02T00010R	2x3x1	0,44	2,17	1,80	11,87	169
S000-03NO-04T00010R	4x3x1	0,44	2,17	1,80	13,57	264
S000-03NO-05T00010R	5x3x1	0,44	2,17	1,80	14,71	315
S000-03NO-06T00010R	6x3x1	0,44	2,17	1,80	15,92	367
S000-03NO-08T00010R	8x3x1	0,44	2,17	1,80	17,75	463
S000-03NO-10T00010R	10x3x1	0,44	2,17	1,80	19,98	570
S000-03NO-12T00010R	12x3x1	0,44	2,17	1,80	20,63	658
S000-03NO-16T00010R	16x3x1	0,44	2,17	1,80	22,82	848
S000-03NO-20T00010R	20x3x1	0,44	2,17	1,80	25,38	1047
S000-03NO-24T00010R	24x3x1	0,44	2,17	1,80	28,09	1254
S000-03NO-01T00013R	1x3x1,3	0,44	2,35	1,80	8,89	119
S000-03NO-02T00013R	2x3x1,3	0,44	2,35	1,80	12,66	199
S000-03NO-04T00013R	4x3x1,3	0,44	2,35	1,80	14,53	319
S000-03NO-05T00013R	5x3x1,3	0,44	2,35	1,80	15,78	383
S000-03NO-06T00013R	6x3x1,3	0,44	2,35	1,80	17,12	449
S000-03NO-08T00013R	8x3x1,3	0,44	2,35	1,80	19,12	570
S000-03NO-10T00013R	10x3x1,3	0,44	2,35	1,80	21,57	705
S000-03NO-12T00013R	12x3x1,3	0,44	2,35	1,80	22,28	819
S000-03NO-16T00013R	16x3x1,3	0,44	2,35	1,80	24,69	1063
S000-03NO-20T00013R	20x3x1,3	0,44	2,35	1,80	27,50	1318
S000-03NO-24T00013R	24x3x1,3	0,44	2,35	1,80	30,48	1586
S000-03NO-01T00015R	1x3x1,5	0,44	2,44	1,80	9,02	123
S000-03NO-02T00015R	2x3x1,5	0,44	2,44	1,80	12,89	208
S000-03NO-04T00015R	4x3x1,5	0,44	2,44	1,80	14,81	336
S000-03NO-05T00015R	5x3x1,5	0,44	2,44	1,80	16,08	404
S000-03NO-06T00015R	6x3x1,5	0,44	2,44	1,80	17,45	474
S000-03NO-08T00015R	8x3x1,5	0,44	2,44	1,80	19,51	602
S000-03NO-10T00015R	10x3x1,5	0,44	2,44	1,80	22,02	747
S000-03NO-12T00015R	12x3x1,5	0,44	2,44	1,80	22,75	869
S000-03NO-16T00015R	16x3x1,5	0,44	2,44	1,80	25,22	1130
S000-03NO-20T00015R	20x3x1,5	0,44	2,44	1,80	28,10	1404
S000-03NO-24T00015R	24x3x1,5	0,44	2,44	1,80	31,16	1691
S000-03NO-01T00025R	1x3x2,5	0,53	3,07	1,80	10,38	170
S000-03NO-02T00025R	2x3x2,5	0,53	3,07	1,80	15,24	299

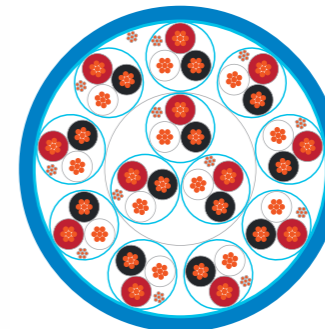

CAVO, ISOLATO IN PVC, NON ARMATO, SCHERMATO SUL TOTALE, NON PROPAGANTE INCENDIO
FLAME RETARDANT, UNARMoured, OVERALL SHIELDED, PVC INSULATED, INSTRUMENTATION CABLE
PVC/OS/PVC - 300/500V

Code	N° cores x cross section	Radial thickness insulation	Core Ø	Radial thickness outer sheath	Outer diameter	Weight
		mm	mm	mm	mm	Kg/km
S000-03B1-01T00005R	1x3x0,5	0,44	1,78	1,80	7,60	79
S000-03B1-02T00005R	2x3x0,5	0,44	1,78	1,80	10,41	122
S000-03B1-04T00005R	4x3x0,5	0,44	1,78	1,80	11,81	179
S000-03B1-05T00005R	5x3x0,5	0,44	1,78	1,80	12,74	210
S000-03B1-06T00005R	6x3x0,5	0,44	1,78	1,80	13,74	242
S000-03B1-08T00005R	8x3x0,5	0,44	1,78	1,80	15,24	301
S000-03B1-10T00005R	10x3x0,5	0,44	1,78	1,80	17,07	365
S000-03B1-12T00005R	12x3x0,5	0,44	1,78	1,80	17,61	416
S000-03B1-16T00005R	16x3x0,5	0,44	1,78	1,80	19,41	526
S000-03B1-20T00005R	20x3x0,5	0,44	1,78	1,80	21,50	641
S000-03B1-24T00005R	24x3x0,5	0,44	1,78	1,80	23,73	760
S000-03B1-01T00007R	1x3x0,75	0,44	1,99	1,80	8,05	91
S000-03B1-02T00007R	2x3x0,75	0,44	1,99	1,80	11,19	146
S000-03B1-04T00007R	4x3x0,75	0,44	1,99	1,80	12,75	223
S000-03B1-05T00007R	5x3x0,75	0,44	1,99	1,80	13,80	264
S000-03B1-06T00007R	6x3x0,75	0,44	1,99	1,80	14,91	305
S000-03B1-08T00007R	8x3x0,75	0,44	1,99	1,80	16,59	383
S000-03B1-10T00007R	10x3x0,75	0,44	1,99	1,80	18,63	468
S000-03B1-12T00007R	12x3x0,75	0,44	1,99	1,80	19,23	538
S000-03B1-16T00007R	16x3x0,75	0,44	1,99	1,80	21,23	688
S000-03B1-20T00007R	20x3x0,75	0,44	1,99	1,80	23,58	844
S000-03B1-24T00007R	24x3x0,75	0,44	1,99	1,80	26,07	1007
S000-03B1-01T00010R	1x3x1	0,44	2,17	1,80	8,44	103
S000-03B1-02T00010R	2x3x1	0,44	2,17	1,80	11,87	169
S000-03B1-04T00010R	4x3x1	0,44	2,17	1,80	13,57	264
S000-03B1-05T00010R	5x3x1	0,44	2,17	1,80	14,71	315
S000-03B1-06T00010R	6x3x1	0,44	2,17	1,80	15,92	367
S000-03B1-08T00010R	8x3x1	0,44	2,17	1,80	17,75	463
S000-03B1-10T00010R	10x3x1	0,44	2,17	1,80	19,98	570
S000-03B1-12T00010R	12x3x1	0,44	2,17	1,80	20,63	658
S000-03B1-16T00010R	16x3x1	0,44	2,17	1,80	22,82	848
S000-03B1-20T00010R	20x3x1	0,44	2,17	1,80	25,38	1047
S000-03B1-24T00010R	24x3x1	0,44	2,17	1,80	28,09	1254

Code	N° cores x cross section	Radial thickness insulation	Core Ø	Radial thickness outer sheath	Outer diameter	Weight
		mm	mm	mm	mm	Kg/km
S000-03B1-01T00013R	1x3x1,3	0,44	2,35	1,80	8,89	119
S000-03B1-02T00013R	2x3x1,3	0,44	2,35	1,80	12,66	199
S000-03B1-04T00013R	4x3x1,3	0,44	2,35	1,80	14,53	319
S000-03B1-05T00013R	5x3x1,3	0,44	2,35	1,80	15,78	383
S000-03B1-06T00013R	6x3x1,3	0,44	2,35	1,80	17,12	449
S000-03B1-08T00013R	8x3x1,3	0,44	2,35	1,80	19,12	570
S000-03B1-10T00013R	10x3x1,3	0,44	2,35	1,80	21,57	705
S000-03B1-12T00013R	12x3x1,3	0,44	2,35	1,80	22,28	819
S000-03B1-16T00013R	16x3x1,3	0,44	2,35	1,80	24,69	1063
S000-03B1-20T00013R	20x3x1,3	0,44	2,35	1,80	27,50	1318
S000-03B1-24T00013R	24x3x1,3	0,44	2,35	1,80	30,48	1586
S000-03B1-01T00015R	1x3x1,5	0,44	2,44	1,80	9,02	123
S000-03B1-02T00015R	2x3x1,5	0,44	2,44	1,80	12,89	208
S000-03B1-04T00015R	4x3x1,5	0,44	2,44	1,80	14,81	336
S000-03B1-05T00015R	5x3x1,5	0,44	2,44	1,80	16,08	404
S000-03B1-06T00015R	6x3x1,5	0,44	2,44	1,80	17,45	474
S000-03B1-08T00015R	8x3x1,5	0,44	2,44	1,80	19,51	602
S000-03B1-10T00015R	10x3x1,5	0,44	2,44	1,80	22,02	747
S000-03B1-12T00015R	12x3x1,5	0,44	2,44	1,80	22,75	869
S000-03B1-16T00015R	16x3x1,5	0,44	2,44	1,80	25,22	1130
S000-03B1-20T00015R	20x3x1,5	0,44	2,44	1,80	28,10	1404
S000-03B1-24T00015R	24x3x1,5	0,44	2,44	1,80	31,16	1691
S000-03B1-01T00025R	1x3x2,5	0,53	3,07	1,80	10,38	170
S000-03B1-02T00025R	2x3x2,5	0,53	3,07	1,80	15,24	299
S000-03B1-04T00025R	4x3x2,5	0,53	3,07	1,80	17,65	502
S000-03B1-05T00025R	5x3x2,5	0,53	3,07	1,80	19,26	611
S000-03B1-06T00025R	6x3x2,5	0,53	3,07	1,80	20,98	722
S000-03B1-08T00025R	8x3x2,5	0,53	3,07	1,80	23,57	926
S000-03B1-10T00025R	10x3x2,5	0,53	3,07	1,80	26,73	1165
S000-03B1-12T00025R	12x3x2,5	0,53	3,07	1,80	27,65	1366
S000-03B1-16T00025R	16x3x2,5	0,53	3,07	1,80	30,75	1800
S000-03B1-20T00025R	20x3x2,5	0,53	3,07	1,80	34,37	2262
S000-03B1-24T00025R	24x3x2,5	0,53	3,07	1,80	38,21	2756

CAVO, ISOLATO IN PVC, NON ARMATO, SCHERMATO SU SINGOLO ELEMENTO E SUL TOTALE, NON PROPAGANTE INCENDIO
FLAME RETARDANT, UNARMoured, INDIVIDUAL & OVERALL SHIELDED, PVC INSULATED, INSTRUMENTATION CABLE
PVC/IS/OS/PVC - 300/500V

CONSTRUCTION SPECIFICATIONS



CONDUCTOR:
Plain annealed Copper, stranding to class 2 (IEC 60228)
INSULATION:
PVC (Polyvinylchloride)
WRAPPING:
PET TAPE 23µm
INDIVIDUAL SHIELD:
Tinned copper drain wire 0,5 mm2 (7/0,30) + AL/PET TAPE 25/23µm
WRAPPING:
PET TAPE 23µm
OVERALL SHIELD:
Tinned copper drain wire 0,5 mm2 (7/0,30) + AL/PET TAPE 25/23µm
OUTER SHEATH:
PVC (Polyvinylchloride)

- N.I.S application
- I.S application

APPLICATIONS: In the Oil & Gas market and especially in the production of gas or petrochemical products, there are needs of continous process control systems to control, measure, regulate and record the different process parameters. Intrumentation and signal cables are in the heart of thsi network and to ensure the reliability of the data to be transmitted, they must be adapted to the applications and environments where they are used. The Following page are indicated to our instrumentation cable that have been designed taking the enviroment constraints into consideration.

APPLICABLE STANDARD

	CONSTRUCTION	EN 50288-7
	CONDUCTOR	IEC 60228
	FLAME RETARDANT	IEC 60332-1
	FIRE PROPAGATION	IEC 60332-3

DIMENSIONAL & ELECTRICAL PROPERTIES

	OPERATING VOLTAGE	300/500 V
	TESTING VOLTAGE	2000 V
	CONDUCTOR TEMP.	70 °C
	SHORT-CIRCUIT TEMP.	160 °C
	ENVIRONMENTAL TEMP.	-20/+70 °C
	INSTALLATION TEMP.	-5/+50 °C

MARKING: <Year> EUROCAVI - PVC/IS/OS/PVC - 300/500V - N° of cores x Cross-section - IEC 60332-3 <Work Order #> - Meter Marking # - CE

Code	N° cores x cross section	Radial thickness insulation	Core Ø	Radial thickness outer sheath	Outer diameter	Weight
		mm	mm	mm	mm	Kg/km
S001-04N0-02P00005R	2x2x0,5	0,44	1,78	1,80	9,84	114
S001-04N0-04P00005R	4x2x0,5	0,44	1,78	1,80	11,12	167
S001-04N0-05P00005R	5x2x0,5	0,44	1,78	1,80	11,97	196
S001-04N0-06P00005R	6x2x0,5	0,44	1,78	1,80	12,88	225
S001-04N0-08P00005R	8x2x0,5	0,44	1,78	1,80	14,25	279
S001-04N0-10P00005R	10x2x0,5	0,44	1,78	1,80	15,92	338
S001-04N0-12P00005R	12x2x0,5	0,44	1,78	1,80	16,41	385
S001-04N0-16P00005R	16x2x0,5	0,44	1,78	1,80	18,05	487
S001-04N0-20P00005R	20x2x0,5	0,44	1,78	1,80	19,97	594
S001-04N0-24P00005R	24x2x0,5	0,44	1,78	1,80	22,01	703
S001-04N0-02P00007R	2x2x0,75	0,44	1,99	1,80	10,53	132
S001-04N0-04P00007R	4x2x0,75	0,44	1,99	1,80	11,95	198
S001-04N0-05P00007R	5x2x0,75	0,44	1,99	1,80	12,90	234
S001-04N0-06P00007R	6x2x0,75	0,44	1,99	1,80	13,91	270
S001-04N0-08P00007R	8x2x0,75	0,44	1,99	1,80	15,44	338
S001-04N0-10P00007R	10x2x0,75	0,44	1,99	1,80	17,30	412
S001-04N0-12P00007R	12x2x0,75	0,44	1,99	1,80	17,84	472
S001-04N0-16P00007R	16x2x0,75	0,44	1,99	1,80	19,67	602
S001-04N0-20P00007R	20x2x0,75	0,44	1,99	1,80	21,80	737
S001-04N0-24P00007R	24x2x0,75	0,44	1,99	1,80	24,07	877
S001-04N0-02P00010R	2x2x1	0,44	2,17	1,80	11,12	149
S001-04N0-04P00010R	4x2x1	0,44	2,17	1,80	12,66	228
S001-04N0-05P00010R	5x2x1	0,44	2,17	1,80	13,69	271
S001-04N0-06P00010R	6x2x1	0,44	2,17	1,80	14,80	314
S001-04N0-08P00010R	8x2x1	0,44	2,17	1,80	16,46	395
S001-04N0-10P00010R	10x2x1	0,44	2,17	1,80	18,48	484
S001-04N0-12P00010R	12x2x1	0,44	2,17	1,80	19,07	557
S001-04N0-16P00010R	16x2x1	0,44	2,17	1,80	21,06	714
S001-04N0-20P00010R	20x2x1	0,44	2,17	1,80	23,38	878
S001-04N0-24P00010R	24x2x1	0,44	2,17	1,80	25,84	1049
S001-04N0-02P00013R	2x2x1,3	0,44	2,35	1,80	11,81	170
S001-04N0-04P00013R	4x2x1,3	0,44	2,35	1,80	13,50	267
S001-04N0-05P00013R	5x2x1,3	0,44	2,35	1,80	14,62	319

Code	N° cores x cross section	Radial thickness insulation	Core Ø	Radial thickness outer sheath	Outer diameter	Weight
		mm	mm	mm	mm	Kg/km
S001-04N0-06P00013R	6x2x1,3	0,44	2,35	1,80	15,83	372
S001-04N0-08P00013R	8x2x1,3	0,44	2,35	1,80	17,64	469
S001-04N0-10P00013R	10x2x1,3	0,44	2,35	1,80	19,86	578
S001-04N0-12P00013R	12x2x1,3	0,44	2,35	1,80	20,50	669
S001-04N0-16P00013R	16x2x1,3	0,44	2,35	1,80	22,68	863
S001-04N0-20P00013R	20x2x1,3	0,44	2,35	1,80	25,21	1066
S001-04N0-24P00013R	24x2x1,3	0,44	2,35	1,80	27,91	1279
S001-04N0-02P00015R	2x2x1,5	0,44	2,44	1,80	12,00	177
S001-04N0-04P00015R	4x2x1,5	0,44	2,44	1,80	13,73	279
S001-04N0-05P00015R	5x2x1,5	0,44	2,44	1,80	14,89	334
S001-04N0-06P00015R	6x2x1,5	0,44	2,44	1,80	16,13	399
S001-04N0-08P00015R	8x2x1,5	0,44	2,44	1,80	17,98	492
S001-04N0-10P00015R	10x2x1,5	0,44	2,44	1,80	20,25	607
S001-04N0-12P00015R	12x2x1,5	0,44	2,44	1,80	20,91	703
S001-04N0-16P00015R	16x2x1,5	0,44	2,44	1,80	23,14	909
S001-04N0-20P00015R	20x2x1,5	0,44	2,44	1,80	25,74	1125
S001-04N0-24P00015R	24x2x1,5	0,44	2,44	1,80	28,50	1350
S001-04N0-02P00025R	2x2x2,5	0,53				

**CAVO, ISOLATO IN PVC, NON ARMATO, SCHERMATO SU SINGOLO ELEMENTO E SUL TOTALE, NON PROPAGANTE INCENDIO
FLAME RETARDANT, UNARMoured, INDIVIDUAL & OVERALL SHIELDED, PVC INSULATED, INSTRUMENTATION CABLE
PVC/IS/OS/PVC - 300/500V**

Code	N° cores x cross section	Radial thickness insulation	Core Ø	Radial thickness outer sheath	Outer diameter	Weight
		mm	mm	mm	mm	Kg/km
S001-04N0-12T00005R	12x3x0,5	0,44	1,78	1,80	18,15	497
S001-04N0-16T00005R	16x3x0,5	0,44	1,78	1,80	20,01	635
S001-04N0-20T00005R	20x3x0,5	0,44	1,78	1,80	22,19	778
S001-04N0-24T00005R	24x3x0,5	0,44	1,78	1,80	24,51	926
S001-04N0-02T00007R	2x3x0,75	0,44	1,78	1,80	11,45	161
S001-04N0-04T00007R	4x3x0,75	0,44	1,78	1,80	13,07	251
S001-04N0-05T00007R	5x3x0,75	0,44	1,78	1,80	14,15	299
S001-04N0-06T00007R	6x3x0,75	0,44	1,78	1,80	15,30	348
S001-04N0-08T00007R	8x3x0,75	0,44	1,78	1,80	17,03	439
S001-04N0-10T00007R	10x3x0,75	0,44	1,78	1,80	19,15	539
S001-04N0-12T00007R	12x3x0,75	0,44	1,99	1,80	19,77	623
S001-04N0-16T00007R	16x3x0,75	0,44	1,99	1,80	21,84	801
S001-04N0-20T00007R	20x3x0,75	0,44	1,99	1,80	24,27	988
S001-04N0-24T00007R	24x3x0,75	0,44	1,99	1,80	26,85	1181
S001-04N0-02T00010R	2x3x1	0,44	1,99	1,80	12,13	185
S001-04N0-04T00010R	4x3x1	0,44	1,99	1,80	13,88	294
S001-04N0-05T00010R	5x3x1	0,44	1,99	1,80	15,06	352
S001-04N0-06T00010R	6x3x1	0,44	1,99	1,80	16,31	411
S001-04N0-08T00010R	8x3x1	0,44	1,99	1,80	18,20	521
S001-04N0-10T00010R	10x3x1	0,44	1,99	1,80	20,50	644
S001-04N0-12T00010R	12x3x1	0,44	2,17	1,80	21,17	746
S001-04N0-16T00010R	16x3x1	0,44	2,17	1,80	23,43	966
S001-04N0-20T00010R	20x3x1	0,44	2,17	1,80	26,07	1196
S001-04N0-24T00010R	24x3x1	0,44	2,17	1,80	28,87	1436
S001-04N0-02T00013R	2x3x1,3	0,44	2,17	1,80	12,90	215
S001-04N0-04T00013R	4x3x1,3	0,44	2,17	1,80	14,83	350
S001-04N0-05T00013R	5x3x1,3	0,44	2,17	1,80	16,11	421
S001-04N0-06T00013R	6x3x1,3	0,44	2,17	1,80	17,48	494
S001-04N0-08T00013R	8x3x1,3	0,44	2,17	1,80	19,54	629
S001-04N0-10T00013R	10x3x1,3	0,44	2,17	1,80	22,06	781
S001-04N0-12T00013R	12x3x1,3	0,44	2,35	1,80	22,79	910
S001-04N0-16T00013R	16x3x1,3	0,44	2,35	1,80	25,26	1185
S001-04N0-20T00013R	20x3x1,3	0,44	2,35	1,80	28,14	1474
S001-04N0-24T00013R	24x3x1,3	0,44	2,35	1,80	31,21	1777
S001-04N0-02T00015R	2x3x1,5	0,44	2,35	1,80	13,13	224
S001-04N0-04T00015R	4x3x1,5	0,44	2,35	1,80	15,10	367
S001-04N0-05T00015R	5x3x1,5	0,44	2,35	1,80	16,41	442
S001-04N0-06T00015R	6x3x1,5	0,44	2,35	1,80	17,82	520
S001-04N0-08T00015R	8x3x1,5	0,44	2,35	1,80	19,93	663
S001-04N0-10T00015R	10x3x1,5	0,44	2,35	1,80	22,51	824
S001-04N0-12T00015R	12x3x1,5	0,44	2,44	1,80	23,26	961
S001-04N0-16T00015R	16x3x1,5	0,44	2,44	1,80	25,79	1254
S001-04N0-20T00015R	20x3x1,5	0,44	2,44	1,80	28,74	1561
S001-04N0-24T00015R	24x3x1,5	0,44	2,44	1,80	31,88	1884
S001-04N0-02T00025R	2x3x2,5	0,53	2,44	1,80	15,48	316
S001-04N0-04T00025R	4x3x2,5	0,53	2,44	1,80	17,95	536
S001-04N0-05T00025R	5x3x2,5	0,53	2,44	1,80	19,59	652
S001-04N0-06T00025R	6x3x2,5	0,53	2,44	1,80	21,35	773
S001-04N0-08T00025R	8x3x2,5	0,53	2,44	1,80	23,99	992
S001-04N0-10T00025R	10x3x2,5	0,53	2,44	1,80	27,21	1251
S001-04N0-12T00025R	12x3x2,5	0,53	3,07	1,80	28,15	1469
S001-04N0-16T00025R	16x3x2,5	0,53	3,07	1,80	31,32	1941
S001-04N0-20T00025R	20x3x2,5	0,53	3,07	1,80	35,01	2443
S001-04N0-24T00025R	24x3x2,5	0,53	3,07	1,80	38,94	2980
S001-04B1-02P00005R	2x2x0,5	0,44	3,07	1,80	9,84	114
S001-04B1-04P00005R	4x2x0,5	0,44	3,07	1,80	11,12	167
S001-04B1-05P00005R	5x2x0,5	0,44	3,07	1,80	11,97	196
S001-04B1-06P00005R	6x2x0,5	0,44	3,07	1,80	12,88	225
S001-04B1-08P00005R	8x2x0,5	0,44	3,07	1,80	14,25	279
S001-04B1-10P00005R	10x2x0,5	0,44	3,07	1,80	15,92	338
S001-04B1-12P00005R	12x2x0,5	0,44	1,78	1,80	16,41	385
S001-04B1-16P00005R	16x2x0,5	0,44	1,78	1,80	18,05	487
S001-04B1-20P00005R	20x2x0,5	0,44	1,78	1,80	19,97	594
S001-04B1-24P00005R	24x2x0,5	0,44	1,78	1,80	22,01	703
S001-04B1-02P00007R	2x2x0,75	0,44	1,78	1,80	10,53	132
S001-04B1-04P00007R	4x2x0,75	0,44	1,78	1,80	11,95	198
S001-04B1-05P00007R	5x2x0,75	0,44	1,78	1,80	12,90	234
S001-04B1-06P00007R	6x2x0,75	0,44	1,78	1,80	13,91	270
S001-04B1-08P00007R	8x2x0,75	0,44	1,78	1,80	15,44	338
S001-04B1-10P00007R	10x2x0,75	0,44	1,78	1,80	17,30	412
S001-04B1-12P00007R	12x2x0,75	0,44	1,99	1,80	17,84	472
S001-04B1-16P00007R	16x2x0,75	0,44	1,99	1,80	19,67	602
S001-04B1-20P00007R	20x2x0,75	0,44	1,99	1,80	21,80	737
S001-04B1-24P00007R	24x2x0,75	0,44	1,99	1,80	24,07	877
S001-04B1-02P00010R	2x2x1	0,44	1,99	1,80	11,12	149
S001-04B1-04P00010R	4x2x1	0,44	1,99	1,80	12,66	228
S001-04B1-05P00010R	5x2x1	0,44	1,99	1,80	13,69	271
S001-04B1-06P00010R	6x2x1	0,44	1,99	1,80	14,80	314
S001-04B1-08P00010R	8x2x1	0,44	1,99	1,80	16,46	395
S001-04B1-10P00010R	10x2x1	0,44	1,99	1,80	18,48	484
S001-04B1-12P00010R	12x2x1	0,44	2,17	1,80	19,07	557
S001-04B1-16P00010R	16x2x1	0,44	2,17	1,80	21,06	714
S001-04B1-20P00010R	20x2x1	0,44	2,17	1,80	23,38	878
S001-04B1-24P00010R	24x2x1	0,44	2,17	1,80	25,84	1049
S001-04B1-02P00013R	2x2x1,3	0,44	2,17	1,80	11,81	170
S001-04B1-04P00013R	4x2x1,3	0,44	2,17	1,80	13,50	267
S001-04B1-05P00013R	5x2x1,3	0,44	2,17	1,80	14,62	319
S001-04B1-06P00013R	6x2x1,3	0,44	2,17	1,80	15,83	372
S001-04B1-08P00013R	8x2x1,3	0,44	2,17	1,80	17,64	469
S001-04B1-10P00013R	10x2x1,3	0,44	2,17	1,80	19,86	578
S001-04B1-12P00013R	12x2x1,3	0,44	2,35	1,80	20,50	669
S001-04B1-16P00013R	16x2x1,3	0,44	2,35	1,80	22,68	863
S001-04B1-20P00013R	20x2x1,3	0,44	2,35	1,80	25,21	1066
S001-04B1-24P00013R	24x2x1,3	0,44	2,35	1,80	27,91	1279
S001-04B1-02P00015R	2x2x1,5	0,44	2,35	1,80	12,00	177
S001-04B1-04P00015R	4x2x1,5	0,44	2,35	1,80	13,73	279
S001-04B1-05P00015R	5x2x1,5	0,44	2,35	1,80	14,89	334
S001-04B1-06P00015R	6x2x1,5	0,44	2,35	1,80	16,13	389
S001-04B1-08P00015R	8x2x1,5	0,44	2,35	1,80	17,98	492
S001-04B1-10P00015R	10x2x1,5	0,44	2,35	1,80	20,25	607
S001-04B1-12P00015R	12x2x1,5	0,44	2,44	1,80	20,91	703
S001-04B1-16P00015R	16x2x1,5	0,44	2,44	1,80	23,14	909
S001-04B1-20P00015R	20x2x1,5	0,44	2,44	1,80	25,74	1125
S001-04B1-24P00015R	24x2x1,5	0,44	2,44	1,80	28,50	1350
S001-04B1-02P00025R	2x2x2,5	0,53	2,44	1,80	14,07	242
S001-04B1-04P00025R	4x2x2,5	0,53	2,44	1,80	16,23	397
S001-04B1-05P00025R	5x2x2,5	0,53	2,44	1,80	17,68	479
S001-04B1-06P00025R	6x2x2,5	0,53	2,44	1,80	19,23	564
S001-04B1-08P00025R	8x2x2,5	0,53	2,44	1,80	21,55	719
S001-04B1-10P00025R	10x2x2,5	0,53	2,44	1,80	24,38	899
S001-04B1-12P00025R	12x2x2,5	0,53	3,07	1,80	25,21	1049
S001-04B1-16P00025R	16x2x2,5	0,53	3,07	1,80	27,99	1373
S001-04B1-20P00025R	20x2x2,5	0,53	3,07	1,80	31,24	1716
S001-04B1-24P00025R	24x2x2,5	0,53	3,07	1,80	34,70	2082
S001-04B1-02T00005R	2x3x0,5	0,44	3,07	1,80	10,67	137
S001-04B1-04T00005R	4x3x0,5	0,44	3,07	1,80	12,13	207
S001-04B1-05T00005R	5x3x0,5	0,44	3,07	1,80	13,09	245
S001-04B1-06T00005R	6x3x0,5	0,44	3,07	1,80	14,13	284
S001-04B1-08T00005R	8x3x0,5	0,44	3,07	1,80	15,69	355
S001-04B1-10T00005R	10x3x0,5	0,44	3,07	1,80	17,59	433
S001-04B1-12T00005R	12x3x0,5	0,44	1,78	1,80	18,15	497
S001-04B1-16T00005R	16x3x0,5	0,44	1,78	1,80	20,01	635
S001-04B1-20T00005R	20x3x0,5	0,44	1,78	1,80	22,19	778
S001-04B1-24T00005R	24x3x0,5	0,44	1,78	1,80	24,51	926
S001-04B1-02T00007R	2x3x0,75	0,44	1,78	1,80	11,45	161
S001-04B1-04T00007R	4x3x0,75	0,44	1,78	1,80	13,07	251
S001-04B1-05T00007R	5x3x0,75	0,44	1,78	1,80	14,15	299
S001-04B1-06T00007R	6x3x0,75	0,44	1,78	1,80	15,30	348
S001-04B1-08T00007R	8x3x0,75	0,44	1,78	1,80	17,03	439
S001-04B1-10T00007R	10x3x0,75	0,44	1,78	1,80	19,15	539
S001-04B1-12T00007R	12x3x0,75	0,44	1,99	1,80	19,77	623
S001-04B1-16T00007R	16x3x0,75	0,44	1,99	1,80	21,84	801

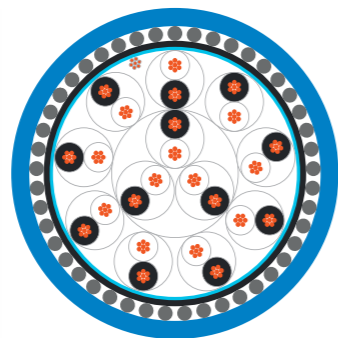
**CAVO, ISOLATO IN PVC, NON ARMATO, SCHERMATO SU SINGOLO ELEMENTO E SUL TOTALE, NON PROPAGANTE INCENDIO
FLAME RETARDANT, UNARMoured, INDIVIDUAL & OVERALL SHIELDED, PVC INSULATED, INSTRUMENTATION CABLE
PVC/IS/OS/PVC - 300/500V**

Code	N° cores x cross section	Radial thickness insulation	Core Ø	Radial thickness outer sheath	Outer diameter	Weight
		mm	mm	mm	mm	Kg/km
S001-04B1-20T00007R	20x3x0,75	0,44	1,99	1,80	24,27	988
S001-04B1-24T00007R	24x3x0,75	0,44	1,99	1,80	26,85	1181
S001-04B1-02T00010R	2x3x1	0,44	1,99	1,80	12,13	185
S001-04B1-04T00010R	4x3x1	0,44	1,99	1,80	13,88	294
S001-04						

**CAVO, ISOLATO IN PVC, ARMATO SWA, SCHERMATO SUL TOTALE, NON PROPAGANTE INCENDIO
FLAME RETARDANT, SWA ARMoured, OVERALL SHIELDED, PVC INSULATED, INSTRUMENTATION CABLE**

PVC/OS/PVC/SWA/PVC - 300/500V

CONSTRUCTION SPECIFICATIONS



CONDUCTOR:
Plain annealed Copper, stranding to class 2 (IEC 60228)

INSULATION:
PVC (Polyvinylchloride)

WRAPPING:
PET TAPE 23µm

OVERALL SHIELD:
Tinned copper drain wire 0,5 mm2 (7/0,30) + AL/PET TAPE 25/23µm

INNER SHIELD:
PVC (Polyvinylchloride)

ARMOURING:
Galvanized Steel Wires

OUTER SHEATH:
PVC (Polyvinylchloride)

- N.I.S application
- I.S application

APPLICATIONS: In the Oil & Gas market and especially in the production of gas or petrochemical products, there are needs of continous process control systems to control, measure, regulate and record the different process parameters. Intrumentation and signal cables are in the heart of thsi network and to ensure the reliability of the data to be transmitted, they must be adapted to the applications and enviroments where they are used. The Following page are indicated to our instrumentation cable that have been designed taking the environment constraints into consideration.

APPLICABLE STANDARD

	CONSTRUCTION	EN 50288-7
	CONDUCTOR	IEC 60228
	FLAME RETARDANT	IEC 60332-1
	FIRE PROPAGATION	IEC 60332-3

MARKING: <Year> EUROCAVI - PVC/OS/PVC/SWA/PVC - 300/500V - N° of cores x Cross-section - IEC 60332-3 <Work Order #> - Meter Marking # - CE

Code	N° cores x cross section	Radial thickness insulation	Core Ø	Inner Sheath Ø	Armour Thickness	Radial thickness outer sheath	Outer diameter	Weight
		mm	mm	mm	mm	mm	mm	Kg/km
S002-07NO-01P00005R	1x2x0,5	0,44	1,78	5,71	0,80	1,80	10,91	226
S002-07NO-02P00005R	2x2x0,5	0,44	1,78	7,99	0,80	1,80	13,19	285
S002-07NO-04P00005R	4x2x0,5	0,44	1,78	9,22	0,80	1,80	14,42	348
S002-07NO-05P00005R	5x2x0,5	0,44	1,78	10,03	1,25	1,80	16,13	482
S002-07NO-06P00005R	6x2x0,5	0,44	1,78	10,91	1,25	1,80	17,01	529
S002-07NO-08P00005R	8x2x0,5	0,44	1,78	12,22	1,25	1,80	18,32	605
S002-07NO-10P00005R	10x2x0,5	0,44	1,78	13,83	1,25	1,80	19,93	697
S002-07NO-12P00005R	12x2x0,5	0,44	1,78	14,30	1,25	1,80	20,40	743
S002-07NO-16P00005R	16x2x0,5	0,44	1,78	15,87	1,60	1,80	22,67	970
S002-07NO-20P00005R	20x2x0,5	0,44	1,78	17,71	1,60	1,80	24,51	1122
S002-07NO-24P00005R	24x2x0,5	0,44	1,78	19,67	1,60	1,80	26,48	1261
S002-07NO-01P00007R	1x2x0,75	0,44	1,99	6,13	0,80	1,80	11,33	245
S002-07NO-02P00007R	2x2x0,75	0,44	1,99	8,68	0,80	1,80	13,88	314
S002-07NO-04P00007R	4x2x0,75	0,44	1,99	10,05	1,25	1,80	16,15	490
S002-07NO-05P00007R	5x2x0,75	0,44	1,99	10,96	1,25	1,80	17,06	543
S002-07NO-06P00007R	6x2x0,75	0,44	1,99	11,94	1,25	1,80	18,04	597
S002-07NO-08P00007R	8x2x0,75	0,44	1,99	13,41	1,25	1,80	19,51	697
S002-07NO-10P00007R	10x2x0,75	0,44	1,99	15,21	1,60	1,80	22,01	912
S002-07NO-12P00007R	12x2x0,75	0,44	1,99	15,73	1,60	1,80	22,53	977
S002-07NO-16P00007R	16x2x0,75	0,44	1,99	17,49	1,60	1,80	24,29	1136
S002-07NO-20P00007R	20x2x0,75	0,44	1,99	19,55	1,60	1,80	26,35	1316
S002-07NO-24P00007R	24x2x0,75	0,44	1,99	21,73	1,60	1,80	28,68	1510
S002-07NO-01P00010R	1x2x1	0,44	2,17	6,49	0,80	1,80	11,69	263
S002-07NO-02P00010R	2x2x1	0,44	2,17	9,27	0,80	1,80	14,47	341
S002-07NO-04P00010R	4x2x1	0,44	2,17	10,77	1,25	1,80	16,87	542
S002-07NO-05P00010R	5x2x1	0,44	2,17	11,76	1,25	1,80	17,86	602
S002-07NO-06P00010R	6x2x1	0,44	2,17	12,83	1,25	1,80	18,93	663
S002-07NO-08P00010R	8x2x1	0,44	2,17	14,43	1,25	1,80	20,53	776
S002-07NO-10P00010R	10x2x1	0,44	2,17	16,39	1,60	1,80	23,19	1019
S002-07NO-12P00010R	12x2x1	0,44	2,17	16,96	1,60	1,80	23,76	1097
S002-07NO-16P00010R	16x2x1	0,44	2,17	18,88	1,60	1,80	25,68	1299
S002-07NO-20P00010R	20x2x1	0,44	2,17	21,12	1,60	1,80	28,03	1514
S002-07NO-24P00010R	24x2x1	0,44	2,17	23,51	1,60	1,80	30,58	1741

DIMENSIONAL & ELECTRICAL PROPERTIES

	OPERATIONG VOLTAGE	300/500 V
	TESTING VOLTAGE	2000 V
	CONDUCTOR TEMP.	70 °C
	SHORT-CIRCUIT TEMP.	160 °C
	ENVIRONMENTAL TEMP.	-20/+70 °C
	INSTALLATION TEMP.	-5/+50 °C

Code	N° cores x cross section	Radial thickness insulation	Core Ø	Inner Sheath Ø	Armour Thickness	Radial thickness outer sheath	Outer diameter	Weight
		mm	mm	mm	mm	mm	mm	Kg/km
S002-07NO-01P00013R	1x2x1,3	0,44	2,35	6,91	0,80	1,80	12,11	288
S002-07NO-02P00013R	2x2x1,3	0,44	2,35	9,96	0,80	1,80	15,16	378
S002-07NO-04P00013R	4x2x1,3	0,44	2,35	11,60	1,25	1,80	17,70	604
S002-07NO-05P00013R	5x2x1,3	0,44	2,35	12,69	1,25	1,80	18,79	673
S002-07NO-06P00013R	6x2x1,3	0,44	2,35	13,86	1,25	1,80	19,96	753
S002-07NO-08P00013R	8x2x1,3	0,44	2,35	15,62	1,60	1,80	22,42	998
S002-07NO-10P00013R	10x2x1,3	0,44	2,35	17,77	1,60	1,80	24,57	1165
S002-07NO-12P00013R	12x2x1,3	0,44	2,35	18,39	1,60	1,80	25,19	1260
S002-07NO-16P00013R	16x2x1,3	0,44	2,35	20,50	1,60	1,80	27,36	1502
S002-07NO-20P00013R	20x2x1,3	0,44	2,35	22,96	1,60	1,92	30,00	1762
S002-07NO-24P00013R	24x2x1,3	0,44	2,35	25,57	2,00	2,03	33,64	2238
S002-07NO-01P00015R	1x2x1,5	0,44	2,44	7,03	0,80	1,80	12,23	294
S002-07NO-02P00015R	2x2x1,5	0,44	2,44	10,16	1,25	1,80	16,26	482
S002-07NO-04P00015R	4x2x1,5	0,44	2,44	11,84	1,25	1,80	17,94	617
S002-07NO-05P00015R	5x2x1,5	0,44	2,44	12,96	1,25	1,80	19,06	698
S002-07NO-06P00015R	6x2x1,5	0,44	2,44	14,16	1,25	1,80	20,26	771
S002-07NO-08P00015R	8x2x1,5	0,44	2,44	15,96	1,60	1,80	22,76	1038
S002-07NO-10P00015R	10x2x1,5	0,44	2,44	18,16	1,60	1,80	24,96	1195
S002-07NO-12P00015R	12x2x1,5	0,44	2,44	18,80	1,60	1,80	25,60	1312
S002-07NO-16P00015R	16x2x1,5	0,44	2,44	20,96	1,60	1,85	27,86	1551
S002-07NO-20P00015R	20x2x1,5	0,44	2,44	23,48	1,60	1,93	30,55	1840
S002-07NO-24P00015R	24x2x1,5	0,44	2,44	26,16	2,00	2,06	34,28	2339
S002-07NO-01P00025R	1x2x2,5	0,53	3,07	6,29	0,80	1,80	13,49	369
S002-07NO-02P00025R	2x2x2,5	0,53	3,07	12,22	1,25	1,80	18,32	604
S002-07NO-04P00025R	4x2x2,5	0,53	3,07	14,34	1,25	1,80	20,44	802
S002-07NO-05P00025R	5x2x2,5	0,53	3,07	15,75	1,60	1,80	22,55	1026
S002-07NO-06P00025R	6x2x2,5	0,53	3,07	17,26	1,60	1,80	24,06	1157
S002-07NO-08P00025R	8x2x2,5	0,53	3,07	19,52	1,60	1,80	26,32	1371
S002-07NO-10P00025R	10x2x2,5	0,53	3,07	22,29	1,60	1,89	29,28	1637
S002-07NO-12P00025R	12x2x2,5	0,53	3,07	23,10	1,60	1,92	30,15	1795
S002-07NO-16P00025R	16x2x2,5	0,53	3,07	25,82	2,00	2,04	33,91	2408
S002-07NO-20P00025R	20x2x2,5	0,53	3,07	29,39	2,00	2,17	37,73	2909
S002-07NO-24P00025R	24x2x2,5	0,53	3,07	32,76	2,00	2,29	41,34	3406

**CAVO, ISOLATO IN PVC, ARMATO SWA, SCHERMATO SUL TOTALE, NON PROPAGANTE INCENDIO
FLAME RETARDANT, SWA ARMoured, OVERALL SHIELDED, PVC INSULATED, INSTRUMENTATION CABLE**

PVC/OS/PVC/SWA/PVC - 300/500V

Code	N° cores x cross section	Radial thickness insulation	Core Ø	Inner Sheath Ø	Armour Thickness	Radial thickness outer sheath	Outer diameter	Weight
		mm	mm	mm	mm	mm	mm	Kg/km
S002-07NO-01T00005R	1x3x0,5	0,44	1,78	6,00	0,80	1,80	11,20	244
S002-07NO-02T00005R	2x3x0,5	0,44	1,78	8,81	0,80	1,80	14,01	319
S002-07NO-04T00005R	4x3x0,5	0,44	1,78	10,21	1,25	1,80	16,31	500
S002-07NO-05T00005R	5x3x0,5	0,44	1,78	11,14	1,25	1,80	17,24	564
S002-07NO-06T00005R	6x3x0,5	0,44	1,78	12,14	1,25	1,80	18,24	620
S002-07NO-08T00005R	8x3x0,5	0,44	1,78	13,64	1,25	1,80	19,74	714
S002-07NO-10T00005R	10x3x0,5	0,44	1,78	15,47	1,60	1,80	22,27	949
S002-07NO-12T00005R	12x3x0,5	0,44	1,78	16,01	1,60	1,80	22,81	1018
S002-07NO-16T00005R	16x3x0,5	0,44	1,78	17,81	1,60	1,80	24,61	1184
S002-07NO-20T00005R	20x3x0,5	0,44	1,78	19,90	1,60	1,81	26,72	1358
S002-07NO-24T00005R	24x3x0,5	0,44	1,78	22,13	1,60	1,89	29,11	1561
S002-07NO-01T00007R	1x3x0,75	0,44	1,99	6,45	0,80	1,80	11,65	267
S002-07NO-02T00007R	2x3x0,75	0,44	1,99	9,59	0,80	1,80	14,79	359
S002-07NO-04T00007R	4x3x0,75	0,44	1,99	11,15	1,25	1,80	17,25	576
S002-07NO-05T00007R	5x3x0,75	0,44	1,99	12,20	1,25	1,80	18,30	641
S002-07NO-06T00007R	6x3x0,75	0,44	1,99	13,31	1,25	1,80	19,41	707
S002-07NO-08T00007R	8x3x0,75	0,44	1,99	14,99	1,25	1,80	21,09	831
S002-07NO-10T00007R	10x3x0,75	0,44	1,99	17,03	1,60	1,80	23,83	1091
S002-07NO-12T00007R	12x3x0,75	0,44	1,99	17,63	1,60	1,80	24,43	1180
S002-07NO-16T00007R	16x3x0,75	0,44	1,99	19,63	1,60	1,80	26,43	1402
S002-07NO-20T00007R	20x3x0,75	0,44	1,99	21,98	1,60	1,88	28,95	1643
S002-07NO-24T00007R	24x3x0,75	0,44	1,99	24,47	1,60	1,97	31,61	1910
S002-07NO-01T00010R	1x3x1	0,44	2,17	6,84	0,80	1,80	12,04	292
S002-07NO-02T00010R	2x3x1	0,44	2,17	10,27	1,25	1,80	16,37	499
S002-07NO-04T00010R	4x3x1	0,44	2,17	11,97	1,25	1,80	18,07	631
S002-07NO-05T00010R	5x3x1	0,44	2,17	13,11	1,25	1,80	19,21	716
S002-07NO-06T00010R	6x3x1	0,44	2,17	14,32	1,25	1,80	20,42	803
S002-07NO-08T00010R	8x3x1	0,44	2,17	16,15	1,60	1,80	22,95	1067
S002-07NO-10T00010R	10x3x1	0,44	2,17	18,38	1,60	1,80	25,18	1247
S002-07NO-12T00010R	12x3x1	0,44	2,17	19,30	1,60	1,80	25,83	1354
S002-07NO-16T00010R	16x3x1	0,44	2,17	21,22				

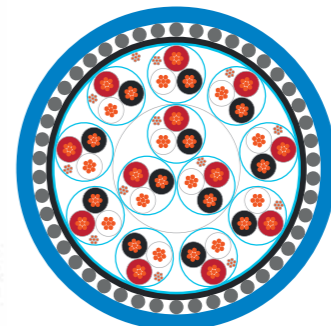

CAVO, ISOLATO IN PVC, ARMATO SWA, SCHERMATO SUL TOTALE, NON PROPAGANTE INCENDIO
FLAME RETARDANT, SWA ARMoured, OVERALL SHIELDED, PVC INSULATED, INSTRUMENTATION CABLE
PVC/OS/PVC/SWA/PVC - 300/500V

Code	N° cores x cross section	Radial thickness insulation	Core Ø	Inner Sheath Ø	Armour Thickness	Radial thickness outer sheath	Outer diameter	Weight
		mm	mm	mm	mm	mm	mm	Kg/km
S002-07B1-20P00025R	20x2x2,5	0,53	3,07	29,39	2,00	2,17	37,73	2909
S002-07B1-24P00025R	24x2x2,5	0,53	3,07	32,76	2,00	2,29	41,34	3406
S002-07B1-01T00005R	1x3x0,5	0,44	1,78	6,00	0,80	1,80	11,20	244
S002-07B1-02T00005R	2x3x0,5	0,44	1,78	8,81	0,80	1,80	14,01	319
S002-07B1-04T00005R	4x3x0,5	0,44	1,78	10,21	1,25	1,80	16,31	500
S002-07B1-05T00005R	5x3x0,5	0,44	1,78	11,14	1,25	1,80	17,24	564
S002-07B1-06T00005R	6x3x0,5	0,44	1,78	12,14	1,25	1,80	18,24	620
S002-07B1-08T00005R	8x3x0,5	0,44	1,78	13,64	1,25	1,80	19,74	714
S002-07B1-10T00005R	10x3x0,5	0,44	1,78	15,47	1,60	1,80	22,27	949
S002-07B1-12T00005R	12x3x0,5	0,44	1,78	16,01	1,60	1,80	22,81	1018
S002-07B1-16T00005R	16x3x0,5	0,44	1,78	17,81	1,60	1,80	24,61	1184
S002-07B1-20T00005R	20x3x0,5	0,44	1,78	19,90	1,60	1,81	26,72	1358
S002-07B1-24T00005R	24x3x0,5	0,44	1,78	22,13	1,60	1,89	29,11	1561
S002-07B1-01T00007R	1x3x0,75	0,44	1,99	6,45	0,80	1,80	11,65	267
S002-07B1-02T00007R	2x3x0,75	0,44	1,99	9,59	0,80	1,80	14,79	359
S002-07B1-04T00007R	4x3x0,75	0,44	1,99	11,15	1,25	1,80	17,25	576
S002-07B1-05T00007R	5x3x0,75	0,44	1,99	12,20	1,25	1,80	18,30	641
S002-07B1-06T00007R	6x3x0,75	0,44	1,99	13,31	1,25	1,80	19,41	707
S002-07B1-08T00007R	8x3x0,75	0,44	1,99	14,99	1,25	1,80	21,09	831
S002-07B1-10T00007R	10x3x0,75	0,44	1,99	17,03	1,60	1,80	23,83	1091
S002-07B1-12T00007R	12x3x0,75	0,44	1,99	17,63	1,60	1,80	24,43	1180
S002-07B1-16T00007R	16x3x0,75	0,44	1,99	19,63	1,60	1,80	26,43	1402
S002-07B1-20T00007R	20x3x0,75	0,44	1,99	21,98	1,60	1,88	28,95	1643
S002-07B1-24T00007R	24x3x0,75	0,44	1,99	24,47	1,60	1,97	31,61	1910
S002-07B1-01T00010R	1x3x1	0,44	2,17	6,84	0,80	1,80	12,04	292
S002-07B1-02T00010R	2x3x1	0,44	2,17	10,27	1,25	1,80	16,37	499
S002-07B1-04T00010R	4x3x1	0,44	2,17	11,97	1,25	1,80	18,07	631
S002-07B1-05T00010R	5x3x1	0,44	2,17	13,11	1,25	1,80	19,21	716
S002-07B1-06T00010R	6x3x1	0,44	2,17	14,32	1,25	1,80	20,42	803
S002-07B1-08T00010R	8x3x1	0,44	2,17	16,15	1,60	1,80	22,95	1067
S002-07B1-10T00010R	10x3x1	0,44	2,17	18,38	1,60	1,80	25,18	1247
S002-07B1-12T00010R	12x3x1	0,44	2,17	19,30	1,60	1,80	25,83	1354
S002-07B1-16T00010R	16x3x1	0,44	2,17	21,22	1,60	1,85	28,13	1624
S002-07B1-20T00010R	20x3x1	0,44	2,17	23,78	1,60	1,94	30,87	1911

Code	N° cores x cross section	Radial thickness insulation	Core Ø	Inner Sheath Ø	Armour Thickness	Radial thickness outer sheath	Outer diameter	Weight
		mm	mm	mm	mm	mm	mm	Kg/km
S002-07B1-24T00010R	24x3x1	0,44	2,17	26,49	2,00	2,07	34,63	2450
S002-07B1-01T00013R	1x3x1,3	0,44	2,35	7,29	0,80	1,80	12,49	319
S002-07B1-02T00013R	2x3x1,3	0,44	2,35	11,06	1,25	1,80	17,16	543
S002-07B1-04T00013R	4x3x1,3	0,44	2,35	12,93	1,25	1,80	19,03	720
S002-07B1-05T00013R	5x3x1,3	0,44	2,35	14,18	1,25	1,80	20,28	809
S002-07B1-06T00013R	6x3x1,3	0,44	2,35	15,52	1,60	1,80	22,32	1033
S002-07B1-08T00013R	8x3x1,3	0,44	2,35	17,52	1,60	1,80	24,32	1211
S002-07B1-10T00013R	10x3x1,3	0,44	2,35	19,97	1,60	1,81	26,80	1438
S002-07B1-12T00013R	12x3x1,3	0,44	2,35	20,68	1,60	1,84	27,56	1574
S002-07B1-16T00013R	16x3x1,3	0,44	2,35	23,09	1,60	1,92	30,14	1904
S002-07B1-20T00013R	20x3x1,3	0,44	2,35	25,90	2,00	2,05	34,00	2483
S002-07B1-24T00013R	24x3x1,3	0,44	2,35	29,28	2,00	2,16	37,61	2942
S002-07B1-01T00015R	1x3x1,5	0,44	2,44	7,42	0,80	1,80	12,62	330
S002-07B1-02T00015R	2x3x1,5	0,44	2,44	11,29	1,25	1,80	17,39	562
S002-07B1-04T00015R	4x3x1,5	0,44	2,44	13,21	1,25	1,80	19,31	738
S002-07B1-05T00015R	5x3x1,5	0,44	2,44	14,48	1,25	1,80	20,58	841
S002-07B1-06T00015R	6x3x1,5	0,44	2,44	15,85	1,60	1,80	22,65	1060
S002-07B1-08T00015R	8x3x1,5	0,44	2,44	17,91	1,60	1,80	24,71	1261
S002-07B1-10T00015R	10x3x1,5	0,44	2,44	20,42	1,60	1,83	27,28	1484
S002-07B1-12T00015R	12x3x1,5	0,44	2,44	21,15	1,60	1,85	28,06	1644
S002-07B1-16T00015R	16x3x1,5	0,44	2,44	23,62	1,60	1,94	30,70	1992
S002-07B1-20T00015R	20x3x1,5	0,44	2,44	26,50	2,00	2,07	34,64	2600
S002-07B1-24T00015R	24x3x1,5	0,44	2,44	29,96	2,00	2,19	38,34	3081
S002-07B1-01T00025R	1x3x2,5	0,53	3,07	8,78	0,80	1,80	13,98	417
S002-07B1-02T00025R	2x3x2,5	0,53	3,07	13,64	1,25	1,80	19,74	712
S002-07B1-04T00025R	4x3x2,5	0,53	3,07	16,05	1,60	1,80	22,85	1105
S002-07B1-05T00025R	5x3x2,5	0,53	3,07	17,66	1,60	1,80	24,46	1268
S002-07B1-06T00025R	6x3x2,5	0,53	3,07	19,38	1,60	1,80	26,18	1435
S002-07B1-08T00025R	8x3x2,5	0,53	3,07	21,97	1,60	1,88	28,94	1725
S002-07B1-10T00025R	10x3x2,5	0,53	3,07	25,13	2,00	2,02	33,17	2297
S002-07B1-12T00025R	12x3x2,5	0,53	3,07	26,05	2,00	2,05	34,16	2532
S002-07B1-16T00025R	16x3x2,5	0,53	3,07	29,55	2,00	2,17	37,90	3160
S002-07B1-20T00025R	20x3x2,5	0,53	3,07	33,17	2,00	2,30	41,78	3796
S002-07B1-24T00025R	24x3x2,5	0,53	3,07	37,01	2,50	2,47	46,96	4850

CAVO, ISOLATO IN PVC, ARMATO SWA, SCHERMATO SU SINGOLO ELEMENTO E SUL TOTALE, NON PROPAGANTE INCENDIO
FLAME RETARDANT, SWA ARMoured, INDIVIDUAL & OVERALL SHIELDED, PVC INSULATED, INSTRUMENTATION CABLE
PVC/IS/OS/PVC/SWA/PVC - 300/500V

CONSTRUCTION SPECIFICATIONS



CONDUCTOR:
Plain annealed Copper, stranding to class 2 (IEC 60228)
INSULATION:
PVC (Polyvinylchloride)
WRAPPING:
PET TAPE 23µm
INDIVIDUAL SHIELD:
Tinned copper drain wire 0,5 mm2 (7/0,30) + AL/PET TAPE 25/23µm
WRAPPING:
PET TAPE 23µm
OVERALL SHIELD:
Tinned copper drain wire 0,5 mm2 (7/0,30) + AL/PET TAPE 25/23µm
INNER SHEATH:
PVC (Polyvinylchloride)
ARMOURING:
Galvanized Steel Wires
OUTER SHEATH:
PVC (Polyvinylchloride)

- N.I.S application
- I.S application

APPLICATIONS: In the Oil & Gas market and especially in the production of gas or petrochemical products, there are needs of continous process control systems to control, measure, regulate and record the different process parameters. Intrumentation and signal cables are in the heart of thsi network and to ensure the reliability of the data to be transmitted, they must be adapted to the applications and enviroments where they are used. The Following page are indicated to our instrumentation cable that have been designed taking the enviroment constraints into consideration.

APPLICABLE STANDARD

	CONSTRUCTION	IEC 60502-1
	CONDUCTOR	IEC 60228
	FLAME RETARDANT	IEC 60332-1
	FIRE PROPAGATION	IEC 60332-3

DIMENSIONAL & ELECTRICAL PROPERTIES

	OPERATING VOLTAGE	300/500 V
	TESTING VOLTAGE	2000 V
	CONDUCTOR TEMP.	70 °C
	SHORT-CIRCUIT TEMP.	160 °C
	ENVIRONMENTAL TEMP.	-20/+70 °C
	INSTALLATION TEMP.	-5/+50 °C

MARKING: <Year> EUROCAVI - PVC/IS/OS/PVC/SWA/PVC - 300/500V - N° of cores x Cross-section - IEC 60332-3 <Work Order #> - Meter Marking # - CE

Code	N° cores x cross section	Radial thickness insulation	Core Ø	Inner Sheath Ø	Armour Thickness	Radial thickness outer sheath	Outer diameter	Weight
		mm	mm	mm	mm	mm	mm	Kg/km
S003-08NO-02P00005R	2x2x0,5	0,44	1,78	8,24	0,80	1,80	13,44	300
S003-08NO-04P00005R	4x2x0,5	0,44	1,78	9,52	0,80	1,80	14,72	379
S003-08NO-05P00005R	5x2x0,5	0,44	1,78	10,37	1,25	1,80	16,47	526
S003-08NO-06P00005R	6x2x0,5	0,44	1,78	11,28	1,25	1,80	17,38	579
S003-08NO-08P00005R	8x2x0,5	0,44	1,78	12,65	1,25	1,80	18,75	668
S003-08NO-10P00005R	10x2x0,5	0,44	1,78	14,32	1,25	1,80	20,42	774
S003-08NO-12P00005R	12x2x0,5	0,44	1,78	14,81	1,25	1,80	20,91	833
S003-08NO-16P00005R	16x2x0,5	0,44	1,78	16,45	1,60	1,80	23,25	1092
S003-08NO-20P00005R	20x2x0,5	0,44	1,78	18,37	1,60	1,80	25,17	1270
S003-08NO-24P00005R	24x2x0,5	0,44	1,78	20,41	1,60	1,83	27,27	1440
S003-08NO-02P00007R	2x2x0,75	0,44	1,99	8,93	0,80	1,80	14,13	333
S003-08NO-04P00007R	4x2x0,75	0,44	1,99	10,35	1,25	1,80	16,45	529
S003-08NO-05P00007R	5x2x0,75	0,44	1,99	11,30	1,25	1,80	17,40	588
S003-08NO-06P00007R	6x2x0,75	0,44	1,99	12,31	1,25	1,80	18,41	649
S003-08NO-08P00007R	8x2x0,75	0,44	1,99	13,84	1,25	1,80	19,94	762
S003-08NO-10P00007R	10x2x0,75	0,44	1,99	15,70	1,60	1,80	22,50	997
S003-08NO-12P00007R	12x2x0,75	0,44	1,99	16,24	1,60	1,80	23,04	1076
S003-08NO-16P00007R	16x2x0,75	0,44	1,99	18,07	1,60	1,80	24,87	1261
S003-08NO-20P00007R	20x2x0,75	0,44	1,99	20,20	1,60	1,82	27,04	1472
S003-08NO-24P00007R	24x2x0,75	0,44	1,99	22,47	1,60	1,90	29,47	1697
S003-08NO-02P00010R	2x2x1	0,44	2,17	9,52	0,80	1,80	14,72	361
S003-08NO-04P00010R	4x2x1	0,44	2,17	11,06	1,25	1,80	17,16	572
S003-08NO-05P00010R	5x2x1	0,44	2,17	12,09	1,25	1,80	18,19	648
S003-08NO-06P00010R	6x2x1	0,44	2,17	13,20	1,25	1,80	19,30	716
S003-08NO-08P00010R	8x2x1	0,44	2,17	14,86	1,25	1,80	20,96	843
S003-08NO-10P00010R	10x2x1	0,44	2,17	16,88	1,60	1,80	23,68	1106
S003-08NO-12P00010R	12x2x1	0,44	2,17	17,47	1,60	1,80	24,27	1198
S003-08NO-16P00010R	16x2x1							

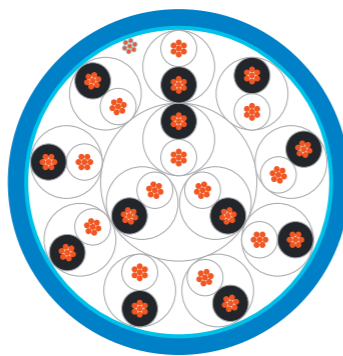

**CAVO, ISOLATO IN PVC, ARMATO SWA, SCHERMATO SU SINGOLO ELEMENTO E SUL TOTALE, NON PROPAGANTE INCENDIO
FLAME RETARDANT, SWA ARMoured, INDIVIDUAL & OVERALL SHIELDED, PVC INSULATED, INSTRUMENTATION CABLE
PVC/IS/OS/PVC/SWA/PVC - 300/500V**

Code	N° cores x cross section	Radial thickness insulation	Core Ø	Inner Sheath Ø	Armour Thickness	Radial thickness outer sheath	Outer diameter	Weight
	mm	mm	mm	mm	mm	mm	mm	Kg/km
S003-08NO-12T00005R	12x3x0,5	0,44	1,78	16,55	1,60	1,80	23,35	1118
S003-08NO-16T00005R	16x3x0,5	0,44	1,78	18,41	1,60	1,80	25,21	1312
S003-08NO-20T00005R	20x3x0,5	0,44	1,78	20,59	1,60	1,83	27,46	1532
S003-08NO-24T00005R	24x3x0,5	0,44	1,78	22,91	1,60	1,91	29,94	1766
S003-08NO-02T00007R	2x3x0,75	0,44	1,99	9,85	0,80	1,80	15,05	379
S003-08NO-04T00007R	4x3x0,75	0,44	1,99	11,47	1,25	1,80	17,57	606
S003-08NO-05T00007R	5x3x0,75	0,44	1,99	12,55	1,25	1,80	18,65	688
S003-08NO-06T00007R	6x3x0,75	0,44	1,99	13,70	1,25	1,80	19,80	762
S003-08NO-08T00007R	8x3x0,75	0,44	1,99	15,43	1,60	1,80	22,23	1023
S003-08NO-10T00007R	10x3x0,75	0,44	1,99	17,55	1,60	1,80	24,35	1181
S003-08NO-12T00007R	12x3x0,75	0,44	1,99	18,17	1,60	1,80	24,97	1283
S003-08NO-16T00007R	16x3x0,75	0,44	1,99	20,24	1,60	1,82	27,09	1537
S003-08NO-20T00007R	20x3x0,75	0,44	1,99	22,67	1,60	1,91	29,69	1809
S003-08NO-24T00007R	24x3x0,75	0,44	1,99	25,25	2,00	2,02	33,30	2314
S003-08NO-02T00010R	2x3x1	0,44	2,17	10,53	1,25	1,80	16,63	516
S003-08NO-04T00010R	4x3x1	0,44	2,17	12,28	1,25	1,80	18,38	672
S003-08NO-05T00010R	5x3x1	0,44	2,17	13,46	1,25	1,80	19,56	764
S003-08NO-06T00010R	6x3x1	0,44	2,17	14,71	1,25	1,80	20,81	858
S003-08NO-08T00010R	8x3x1	0,44	2,17	16,60	1,60	1,80	23,40	1143
S003-08NO-10T00010R	10x3x1	0,44	2,17	18,90	1,60	1,80	25,70	1339
S003-08NO-12T00010R	12x3x1	0,44	2,17	19,57	1,60	1,80	26,37	1460
S003-08NO-16T00010R	16x3x1	0,44	2,17	21,83	1,60	1,88	28,79	1764
S003-08NO-20T00010R	20x3x1	0,44	2,17	24,47	1,60	1,97	31,61	2099
S003-08NO-24T00010R	24x3x1	0,44	2,17	27,67	2,00	2,11	35,89	2697
S003-08NO-02T00013R	2x3x1,3	0,44	2,35	11,30	1,25	1,80	17,40	569
S003-08NO-04T00013R	4x3x1,3	0,44	2,35	13,23	1,25	1,80	19,33	751
S003-08NO-05T00013R	5x3x1,3	0,44	2,35	14,51	1,25	1,80	20,61	857
S003-08NO-06T00013R	6x3x1,3	0,44	2,35	15,88	1,60	1,80	22,68	1080
S003-08NO-08T00013R	8x3x1,3	0,44	2,35	17,94	1,60	1,80	24,74	1288
S003-08NO-10T00013R	10x3x1,3	0,44	2,35	20,46	1,60	1,83	27,32	1519
S003-08NO-12T00013R	12x3x1,3	0,44	2,35	21,19	1,60	1,89	28,10	1686
S003-08NO-16T00013R	16x3x1,3	0,44	2,35	23,66	1,60	1,94	30,75	2048
S003-08NO-20T00013R	20x3x1,3	0,44	2,35	26,54	2,00	2,07	34,68	2671
S003-08NO-24T00013R	24x3x1,3	0,44	2,35	30,01	2,00	2,19	38,40	3167
S003-08NO-02T00015R	2x3x1,5	0,44	2,44	11,53	1,25	1,80	17,63	580
S003-08NO-04T00015R	4x3x1,5	0,44	2,44	13,50	1,25	1,80	19,60	780
S003-08NO-05T00015R	5x3x1,5	0,44	2,44	14,81	1,25	1,80	20,91	890
S003-08NO-06T00015R	6x3x1,5	0,44	2,44	16,22	1,60	1,80	23,02	1123
S003-08NO-08T00015R	8x3x1,5	0,44	2,44	18,33	1,60	1,80	25,13	1339
S003-08NO-10T00015R	10x3x1,5	0,44	2,44	20,91	1,60	1,84	27,80	1582
S003-08NO-12T00015R	12x3x1,5	0,44	2,44	21,66	1,60	1,87	28,61	1757
S003-08NO-16T00015R	16x3x1,5	0,44	2,44	24,19	1,60	1,96	31,31	2138
S003-08NO-20T00015R	20x3x1,5	0,44	2,44	27,54	2,00	2,10	35,75	2820
S003-08NO-24T00015R	24x3x1,5	0,44	2,44	30,68	2,00	2,21	39,11	3308
S003-08NO-02T00025R	2x3x2,5	0,53	3,07	13,88	1,25	1,80	19,98	740
S003-08NO-04T00025R	4x3x2,5	0,53	3,07	16,35	1,60	1,80	23,15	1140
S003-08NO-05T00025R	5x3x2,5	0,53	3,07	17,99	1,60	1,80	24,79	1312
S003-08NO-06T00025R	6x3x2,5	0,53	3,07	19,75	1,60	1,80	26,56	1488
S003-08NO-08T00025R	8x3x2,5	0,53	3,07	22,39	1,60	1,90	29,39	1811
S003-08NO-10T00025R	10x3x2,5	0,53	3,07	25,61	2,00	2,04	33,69	2413
S003-08NO-12T00025R	12x3x2,5	0,53	3,07	26,55	2,00	2,07	34,69	2666
S003-08NO-16T00025R	16x3x2,5	0,53	3,07	30,12	2,00	2,19	38,51	3332
S003-08NO-20T00025R	20x3x2,5	0,53	3,07	33,81	2,00	2,32	42,46	4010
S003-08NO-24T00025R	24x3x2,5	0,53	3,07	38,14	2,50	2,51	48,16	5166
S003-08B1-02P00005R	2x2x0,5	0,44	1,78	8,24	0,80	1,80	13,44	300
S003-08B1-04P00005R	4x2x0,5	0,44	1,78	9,52	0,80	1,80	14,72	379
S003-08B1-05P00005R	5x2x0,5	0,44	1,78	10,37	1,25	1,80	16,47	526
S003-08B1-06P00005R	6x2x0,5	0,44	1,78	11,28	1,25	1,80	17,38	579
S003-08B1-08P00005R	8x2x0,5	0,44	1,78	12,65	1,25	1,80	18,75	668
S003-08B1-10P00005R	10x2x0,5	0,44	1,78	14,32	1,25	1,80	20,42	774
S003-08B1-12P00005R	12x2x0,5	0,44	1,78	14,81	1,25	1,80	20,91	833
S003-08B1-16P00005R	16x2x0,5	0,44	1,78	16,45	1,60	1,80	23,25	1092
S003-08B1-20P00005R	20x2x0,5	0,44	1,78	18,37	1,60	1,80	25,17	1270
S003-08B1-24P00005R	24x2x0,5	0,44	1,78	20,41	1,60	1,83	27,27	1440
S003-08B1-02P00007R	2x2x0,75	0,44	1,99	8,93	0,80	1,80	14,13	333

Code	N° cores x cross section	Radial thickness insulation	Core Ø	Inner Sheath Ø	Armour Thickness	Radial thickness outer sheath	Outer diameter	Weight
	mm	mm	mm	mm	mm	mm	mm	Kg/km
S003-08B1-04P00007R	4x2x0,75	0,44	1,99	10,35	1,25	1,80	16,45	529
S003-08B1-05P00007R	5x2x0,75	0,44	1,99	11,30	1,25	1,80	17,40	588
S003-08B1-06P00007R	6x2x0,75	0,44	1,99	12,31	1,25	1,80	18,41	649
S003-08B1-08P00007R	8x2x0,75	0,44	1,99	13,84	1,25	1,80	19,94	762
S003-08B1-10P00007R	10x2x0,75	0,44	1,99	15,70	1,60	1,80	22,50	997
S003-08B1-12P00007R	12x2x0,75	0,44	1,99	16,24	1,60	1,80	23,04	1076
S003-08B1-16P00007R	16x2x0,75	0,44	1,99	18,07	1,60	1,80	24,87	1261
S003-08B1-20P00007R	20x2x0,75	0,44	1,99	20,20	1,60	1,82	27,04	1472
S003-08B1-24P00007R	24x2x0,75	0,44	1,99	22,47	1,60	1,90	29,47	1697
S003-08B1-02P00010R	2x2x1	0,44	2,17	9,52	0,80	1,80	14,72	361
S003-08B1-04P00010R	4x2x1	0,44	2,17	11,06	1,25	1,80	17,16	572
S003-08B1-05P00010R	5x2x1	0,44	2,17	12,09	1,25	1,80	18,19	648
S003-08B1-06P00010R	6x2x1	0,44	2,17	13,20	1,25	1,80	19,30	716
S003-08B1-08P00010R	8x2x1	0,44	2,17	14,86	1,25	1,80	20,96	843
S003-08B1-10P00010R	10x2x1	0,44	2,17	16,88	1,60	1,80	23,68	1106
S003-08B1-12P00010R	12x2x1	0,44	2,17	17,47	1,60	1,80	24,27	1198
S003-08B1-16P00010R	16x2x1	0,44	2,17	19,46	1,60	1,80	26,26	1427
S003-08B1-20P00010R	20x2x1	0,44	2,17	21,78	1,60	1,87	28,73	1675
S003-08B1-24P00010R	24x2x1	0,44	2,17	24,24	1,60	1,96	31,37	1934
S003-08B1-02P00013R	2x2x1,3	0,44	2,35	10,21	1,25	1,80	16,31	490
S003-08B1-04P00013R	4x2x1,3	0,44	2,35	11,90	1,25	1,80	18,00	634
S003-08B1-05P00013R	5x2x1,3	0,44	2,35	13,02	1,25	1,80	19,12	719
S003-08B1-06P00013R	6x2x1,3	0,44	2,35	14,23	1,25	1,80	20,33	807
S003-08B1-08P00013R	8x2x1,3	0,44	2,35	16,04	1,60	1,80	22,84	1072
S003-08B1-10P00013R	10x2x1,3	0,44	2,35	18,26	1,60	1,80	25,06	1254
S003-08B1-12P00013R	12x2x1,3	0,44	2,35	18,90	1,60	1,80	25,70	1364
S003-08B1-16P00013R	16x2x1,3	0,44	2,35	21,08	1,60	1,85	27,98	1637
S003-08B1-20P00013R	20x2x1,3	0,44	2,35	23,61	1,60	1,94	30,69	1929
S003-08B1-24P00013R	24x2x1,3	0,44	2,35	26,31	2,00	2,06	34,44	2473
S003-08B1-02P00015R	2x2x1,5	0,44	2,44	10,40	1,25	1,80	16,50	508
S003-08B1-04P00015R	4x2x1,5	0,44	2,44	12,13	1,25	1,80	18,23	656
S003-08B1-05P00015R	5x2x1,5	0,44	2,44	13,29	1,25	1,80	19,39	735
S003-08B1-06P00015R	6x2x1,5	0,44	2,44	14,53	1,25	1,80	20,63	826
S003-08B1-08P00015R	8x2x1,5	0,44	2,44	16,38	1,60	1,80	23,18	1096
S003-08B1-10P00015R	10x2x1,5	0,44	2,44	18,65	1,60	1,80	25,45	1285
S003-08B1-12P00015R	12x2x1,5	0,44	2,44	19,31	1,60	1,80	26,11	1400
S003-08B1-16P00015R	16x2x1,5	0,44	2,44	21,54	1,60	1,87	28,48	1688
S003-08B1-20P00015R	20x2x1,5	0,44	2,44	24,14	1,60	1,96	31,26	2009
S003-08B1-24P00015R	24x2x1,5	0,44	2,44	26,90	2,00	2,08	35,07	2551
S003-08B1-02P00025R	2x2x2,5	0,53	3,07	12,47	1,25	1,80	18,57	631
S003-08B1-04P00025R	4x2x2,5	0,53	3,07	14,63	1,25	1,80	20,73	834
S003-08B1-05P00025R	5x2x2,5	0,53	3,07	16,08	1,60	1,80	22,88	1082
S003-08B1-06P00025R	6x2x2,5	0,53	3,07	17,63	1,60	1,80	24,43	1206
S003-08B1-08P00025R	8x2x2,5	0,53	3,07	19,95	1,60	1,81	26,78	1452
S003-08B1-10P00025R	10x2x2,5	0,53	3,07	22,78	1,60	1,91	29,80	1738
S003-08B1-12P00025R	12x2x2,5	0,53	3,07	23,61	1,60	1,94	30,69	1911
S003-08B1-16P00025R	16x2x2,5	0,53	3,07	26,39	2,00	2,06	34,52	2568
S003-08B1-20P00025R	20x2x2,5	0,53						

CAVO, ISOLATO IN XLPE, NON ARMATO, SCHERMATO SUL TOTALE, NON PROPAGANTE INCENDIO
FLAME RETARDANT, UNARMoured, OVERALL SHIELDED, XLPE INSULATED, INSTRUMENTATION CABLE
XLPE/OS/PVC - 300/500V

CONSTRUCTION SPECIFICATIONS



CONDUCTOR:
Plain annealed Copper, stranding to class 2 (IEC 60228)

INSULATION:
XLPE (Cross-linked polyethylene)

WRAPPING:
PET TAPE 23µm

OVERALL SHIELD:
Tinned copper drain wire 0,5 mm2 (7/0,30) + AL/PET

OUTER SHEATH:
PVC (Polyvinylchloride)

- N.I.S application
- I.S application

APPLICATIONS: In the Oil & Gas market and especially in the production of gas or petrochemical products, there are needs of continous process control systems to control, measure, regulate and record the different process parameters. Intrumentation and signal cables are in the heart of thsi network and to ensure the reliability of the data to be transmitted, they must be adapted to the applications and enviroments where they are used.

APPLICABLE STANDARD

	CONSTRUCTION	EN 50288-7
	CONDUCTOR	IEC 60228
	FLAME RETARDANT	IEC 60332-1
	FIRE PROPAGATION	IEC 60332-3

DIMENSIONAL & ELECTRICAL PROPERTIES

	OPERATIONG VOLTAGE	300/500 V
	TESTING VOLTAGE	2000 V
	CONDUCTOR TEMP.	90 °C
	SHORT-CIRCUIT TEMP.	250 °C
	ENVIRONMENTAL TEMP.	-20/+70 °C
	INSTALLATION TEMP.	-5/+50 °C

MARKING: <Year> EUROCAVI - XLPE/OS/PVC - 300/500V - N° of cores x Cross-section - IEC 60332-3 <Work Order #> - Meter Marking # - CE

Code	N° cores x cross section	Radial thickness insulation	Core Ø	Radial thickness outer sheath	Outer diameter	Weight
		mm	mm	mm	mm	Kg/km
S004-03NO-01P00005R	1x2x0,5	0,44	1,78	1,80	7,31	64
S004-03NO-02P00005R	2x2x0,5	0,44	1,78	1,80	9,59	94
S004-03NO-04P00005R	4x2x0,5	0,44	1,78	1,80	10,82	130
S004-03NO-05P00005R	5x2x0,5	0,44	1,78	1,80	11,63	150
S004-03NO-06P00005R	6x2x0,5	0,44	1,78	1,80	12,51	171
S004-03NO-08P00005R	8x2x0,5	0,44	1,78	1,80	13,82	207
S004-03NO-10P00005R	10x2x0,5	0,44	1,78	1,80	15,43	248
S004-03NO-12P00005R	12x2x0,5	0,44	1,78	1,80	17,47	344
S004-03NO-16P00005R	16x2x0,5	0,44	1,78	1,80	19,31	413
S004-03NO-20P00005R	20x2x0,5	0,44	1,78	1,80	21,27	485
S004-03NO-01P00007R	1x2x0,75	0,44	1,99	1,80	7,73	73
S004-03NO-02P00007R	2x2x0,75	0,44	1,99	1,80	10,28	111
S004-03NO-04P00007R	4x2x0,75	0,44	1,99	1,80	11,65	159
S004-03NO-05P00007R	5x2x0,75	0,44	1,99	1,80	12,56	185
S004-03NO-06P00007R	6x2x0,75	0,44	1,99	1,80	13,54	212
S004-03NO-08P00007R	8x2x0,75	0,44	1,99	1,80	15,01	261
S004-03NO-10P00007R	10x2x0,75	0,44	1,99	1,80	16,81	315
S004-03NO-12P00007R	12x2x0,75	0,44	1,99	1,80	17,33	356
S004-03NO-16P00007R	16x2x0,75	0,44	1,99	1,80	19,09	446
S004-03NO-20P00007R	20x2x0,75	0,44	1,99	1,80	21,15	541
S004-03NO-24P00007R	24x2x0,75	0,44	1,99	1,80	23,33	639
S004-03NO-01P00010R	1x2x1	0,44	2,17	1,80	8,09	82
S004-03NO-02P00010R	2x2x1	0,44	2,17	1,80	10,87	127
S004-03NO-04P00010R	4x2x1	0,44	2,17	1,80	12,37	187
S004-03NO-05P00010R	5x2x1	0,44	2,17	1,80	13,36	219
S004-03NO-06P00010R	6x2x1	0,44	2,17	1,80	14,43	252
S004-03NO-08P00010R	8x2x1	0,44	2,17	1,80	16,03	313
S004-03NO-10P00010R	10x2x1	0,44	2,17	1,80	17,99	380
S004-03NO-12P00010R	12x2x1	0,44	2,17	1,80	18,56	433
S004-03NO-16P00010R	16x2x1	0,44	2,17	1,80	20,48	548
S004-03NO-20P00010R	20x2x1	0,44	2,17	1,80	22,72	669
S004-03NO-24P00010R	24x2x1	0,44	2,17	1,80	25,11	795
S004-03NO-01P00013R	1x2x1,3	0,44	2,35	1,80	8,51	92
S004-03NO-02P00013R	2x2x1,3	0,44	2,35	1,80	11,56	147
S004-03NO-04P00013R	4x2x1,3	0,44	2,35	1,80	13,20	223
S004-03NO-05P00013R	5x2x1,3	0,44	2,35	1,80	14,29	264
S004-03NO-06P00013R	6x2x1,3	0,44	2,35	1,80	15,46	305
S004-03NO-08P00013R	8x2x1,3	0,44	2,35	1,80	17,22	382
S004-03NO-10P00013R	10x2x1,3	0,44	2,35	1,80	19,37	467
S004-03NO-12P00013R	12x2x1,3	0,44	2,35	1,80	19,99	536
S004-03NO-16P00013R	16x2x1,3	0,44	2,35	1,80	22,10	684
S004-03NO-20P00013R	20x2x1,3	0,44	2,35	1,80	24,56	840
S004-03NO-24P00013R	24x2x1,3	0,44	2,35	1,80	27,17	1003
S004-03NO-01P00015R	1x2x1,5	0,44	2,44	1,80	8,63	96
S004-03NO-02P00015R	2x2x1,5	0,44	2,44	1,80	11,76	154
S004-03NO-04P00015R	4x2x1,5	0,44	2,44	1,80	13,44	234
S004-03NO-05P00015R	5x2x1,5	0,44	2,44	1,80	14,56	277
S004-03NO-06P00015R	6x2x1,5	0,44	2,44	1,80	15,76	322
S004-03NO-08P00015R	8x2x1,5	0,44	2,44	1,80	17,56	403
S004-03NO-10P00015R	10x2x1,5	0,44	2,44	1,80	19,76	494
S004-03NO-12P00015R	12x2x1,5	0,44	2,44	1,80	20,40	568
S004-03NO-16P00015R	16x2x1,5	0,44	2,44	1,80	22,56	727
S004-03NO-20P00015R	20x2x1,5	0,44	2,44	1,80	25,08	894
S004-03NO-24P00015R	24x2x1,5	0,44	2,44	1,80	27,76	1069
S004-03NO-01P00025R	1x2x2,5	0,53	3,07	1,80	9,89	127
S004-03NO-02P00025R	2x2x2,5	0,53	3,07	1,80	13,82	214
S004-03NO-04P00025R	4x2x2,5	0,53	3,07	1,80	15,94	341
S004-03NO-05P00025R	5x2x2,5	0,53	3,07	1,80	17,35	409
S004-03NO-06P00025R	6x2x2,5	0,53	3,07	1,80	18,86	479
S004-03NO-08P00025R	8x2x2,5	0,53	3,07	1,80	21,12	607
S004-03NO-10P00025R	10x2x2,5	0,53	3,07	1,80	23,89	755
S004-03NO-12P00025R	12x2x2,5	0,53	3,07	1,80	24,70	876
S004-03NO-16P00025R	16x2x2,5	0,53	3,07	1,80	27,42	1138
S004-03NO-20P00025R	20x2x2,5	0,53	3,07	1,80	30,59	1417
S004-03NO-24P00025R	24x2x2,5	0,53	3,07	1,80	33,96	1713

CAVO, ISOLATO IN XLPE, NON ARMATO, SCHERMATO SUL TOTALE, NON PROPAGANTE INCENDIO
FLAME RETARDANT, UNARMoured, OVERALL SHIELDED, XLPE INSULATED, INSTRUMENTATION CABLE
XLPE/OS/PVC - 300/500V

Code	N° cores x cross section	Radial thickness insulation	Core Ø	Radial thickness outer sheath	Outer diameter	Weight
		mm	mm	mm	mm	Kg/km
S004-03NO-01T00005R	1x3x0,5	0,44	1,78	1,80	7,60	73
S004-03NO-02T00005R	2x3x0,5	0,44	1,78	1,80	10,41	114
S004-03NO-04T00005R	4x3x0,5	0,44	1,78	1,80	11,81	164
S004-03NO-05T00005R	5x3x0,5	0,44	1,78	1,80	12,74	192
S004-03NO-06T00005R	6x3x0,5	0,44	1,78	1,80	13,74	220
S004-03NO-08T00005R	8x3x0,5	0,44	1,78	1,80	15,24	271
S004-03NO-10T00005R	10x3x0,5	0,44	1,78	1,80	17,07	327
S004-03NO-12T00005R	12x3x0,5	0,44	1,78	1,80	17,61	370
S004-03NO-16T00005R	16x3x0,5	0,44	1,78	1,80	19,41	465
S004-03NO-20T00005R	20x3x0,5	0,44	1,78	1,80	21,50	564
S004-03NO-24T00005R	24x3x0,5	0,44	1,78	1,80	23,73	666
S004-03NO-01T00007R	1x3x0,75	0,44	1,99	1,80	8,05	85
S004-03NO-02T00007R	2x3x0,75	0,44	1,99	1,80	11,19	137
S004-03NO-04T00007R	4x3x0,75	0,44	1,99	1,80	12,75	205
S004-03NO-05T00007R	5x3x0,75	0,44	1,99	1,80	13,80	241
S004-03NO-06T00007R	6x3x0,75	0,44	1,99	1,80	14,91	279
S004-03NO-08T00007R	8x3x0,75	0,44	1,99	1,80	16,59	347
S004-03NO-10T00007R	10x3x0,75	0,44	1,99	1,80	18,63	423
S004-03NO-12T00007R	12x3x0,75	0,44	1,99	1,80	19,23	483
S004-03NO-16T00007R	16x3x0,75	0,44	1,99	1,80	21,23	614
S004-03NO-20T00007R	20x3x0,75	0,44	1,99	1,80	23,58	752
S004-03NO-24T00007R	24x3x0,75	0,44	1,99	1,80	26,07	894
S004-03NO-01T00010R	1x3x1	0,44	2,17	1,80	8,44	96
S004-03NO-02T00010R	2x3x1	0,44	2,17	1,80	11,87	159
S004-03NO-04T00010R	4x3x1	0,44	2,17	1,80	13,57	244
S004-03NO-05T00010R	5x3x1	0,44	2,17	1,80	14,71	290
S004-03NO-06T00010R	6x3x1	0,44	2,17	1,80	15,92	337
S004-03NO-08T00010R	8x3x1	0,44	2,17	1,80	17,75	423
S004-03NO-10T00010R	10x3x1	0,44	2,17	1,80	19,98	518
S004-03NO-12T00010R	12x3x1	0,44	2,17	1,80	20,63	596
S004-03NO-16T00010R	16x3x1	0,44	2,17	1,80	22,82	764
S004-03NO-20T00010R	20x3x1	0,44	2,17	1,80	25,38	941
S004-03NO-24T00010R	24x3x1	0,44	2,17	1,80	28,09	1124
S004-03NO-01T00013R	1x3x1,3	0,44	2,35	1,80	8,89	111
S004-03NO-02T00013R	2x3x1,3	0,44	2,35	1,80	12,66	188
S004-03NO-04T00013R	4x3x1,3	0,44	2,35	1,80	14,53	296
S004-03NO-05T00013R	5x3x1,3	0,44	2,35	1,80	15,78	354
S004-03NO-06T00013R	6x3x1,3	0,44	2,35	1,80	17,12	413
S004-03NO-08T00013R	8x3x1,3	0,44	2,35	1,80	19,12	523
S004-03NO-10T00013R	10x3x1,3	0,44	2,35	1,80	21,57	645
S004-03NO-12T00013R	12x3x1,3	0,44	2,35	1,80	22,28	747
S004-03NO-16T00013R	16x3x1,3	0,44	2,35	1,80	24,69	966
S004-03NO-20T00013R	20x3x1,3	0,44	2,35	1,80	27,50	1196
S004-03NO-24T00013R	24x3x1,3	0,44	2,35	1,80	30,48	1436
S004-03NO-01T00015R	1x3x1,5	0,44	2,44	1,80	9,02	116
S004-03NO-02T00015R	2x3x1,5	0,44	2,44	1,80	12,89	196
S004-03NO-04T00015R	4x3x1,5	0,44	2,44	1,80	14,81	312
S004-03NO-05T00015R	5x3x1,5	0,44	2,44	1,80	16,08	374
S004-03NO-06T00015R	6x3x1,5	0,44	2,44	1,80	17,45	437
S004-03NO-08T00015R	8x3x1,5	0,44	2,44	1,80	19,51	554
S004-03NO-10T00015R	10x3x1,5	0,44	2,44	1,80	22,02	685
S004-03NO-12T00015R	12x3x1,5	0,44	2,44	1,80	22,75	794
S004-03NO-16T00015R	16x3x1,5	0,44	2,44	1,80	25,22	1029
S004-03NO-20T00015R	20x3x1,5	0,44	2,44	1,80	28,10	1276
S004-03NO-24T00015R	24x3x1,5	0,44	2,44	1,80	31,16	1535
S004-03NO-01T00025R	1x3x2,5	0,53	3,07	1,80	10,38	159
S004-03NO-02T00025R	2x3x2,5	0,53	3,07	1,80	15,24	280
S004-03NO-04T00025R	4x3x2,5	0,53	3,07	1,80	17,65	465
S004-03NO-05T000						

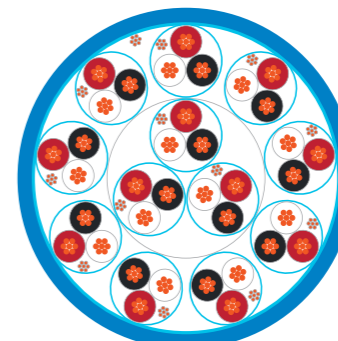

CAVO, ISOLATO IN XLPE, NON ARMATO, SCHERMATO SUL TOTALE, NON PROPAGANTE INCENDIO
FLAME RETARDANT, UNARMoured, OVERALL SHIELDED, XLPE INSULATED, INSTRUMENTATION CABLE
XLPE/OS/PVC - 300/500V

Code	N° cores x cross section	Radial thickness insulation	Core Ø	Radial thickness outer sheath	Outer diameter	Weight
		mm	mm	mm	mm	Kg/km
S004-03B1-20P00025R	20x2x2,5	0,53	3,07	1,80	30,59	1417
S004-03B1-24P00025R	24x2x2,5	0,53	3,07	1,80	33,96	1713
S004-03B1-01T00005R	1x3x0,5	0,44	1,78	1,80	7,60	73
S004-03B1-02T00005R	2x3x0,5	0,44	1,78	1,80	10,41	114
S004-03B1-04T00005R	4x3x0,5	0,44	1,78	1,80	11,81	164
S004-03B1-05T00005R	5x3x0,5	0,44	1,78	1,80	12,74	192
S004-03B1-06T00005R	6x3x0,5	0,44	1,78	1,80	13,74	220
S004-03B1-08T00005R	8x3x0,5	0,44	1,78	1,80	15,24	271
S004-03B1-10T00005R	10x3x0,5	0,44	1,78	1,80	17,07	327
S004-03B1-12T00005R	12x3x0,5	0,44	1,78	1,80	17,61	370
S004-03B1-16T00005R	16x3x0,5	0,44	1,78	1,80	19,41	465
S004-03B1-20T00005R	20x3x0,5	0,44	1,78	1,80	21,50	564
S004-03B1-24T00005R	24x3x0,5	0,44	1,78	1,80	23,73	666
S004-03B1-01T00007R	1x3x0,75	0,44	1,99	1,80	8,05	85
S004-03B1-02T00007R	2x3x0,75	0,44	1,99	1,80	11,19	137
S004-03B1-04T00007R	4x3x0,75	0,44	1,99	1,80	12,75	205
S004-03B1-05T00007R	5x3x0,75	0,44	1,99	1,80	13,80	241
S004-03B1-06T00007R	6x3x0,75	0,44	1,99	1,80	14,91	279
S004-03B1-08T00007R	8x3x0,75	0,44	1,99	1,80	16,59	347
S004-03B1-10T00007R	10x3x0,75	0,44	1,99	1,80	18,63	423
S004-03B1-12T00007R	12x3x0,75	0,44	1,99	1,80	19,23	483
S004-03B1-16T00007R	16x3x0,75	0,44	1,99	1,80	21,23	614
S004-03B1-20T00007R	20x3x0,75	0,44	1,99	1,80	23,58	752
S004-03B1-24T00007R	24x3x0,75	0,44	1,99	1,80	26,07	894
S004-03B1-01T00010R	1x3x1	0,44	2,17	1,80	8,44	96
S004-03B1-02T00010R	2x3x1	0,44	2,17	1,80	11,87	159
S004-03B1-04T00010R	4x3x1	0,44	2,17	1,80	13,57	244
S004-03B1-05T00010R	5x3x1	0,44	2,17	1,80	14,71	290
S004-03B1-06T00010R	6x3x1	0,44	2,17	1,80	15,92	337
S004-03B1-08T00010R	8x3x1	0,44	2,17	1,80	17,75	423
S004-03B1-10T00010R	10x3x1	0,44	2,17	1,80	19,98	518
S004-03B1-12T00010R	12x3x1	0,44	2,17	1,80	20,63	596
S004-03B1-16T00010R	16x3x1	0,44	2,17	1,80	22,82	764
S004-03B1-20T00010R	20x3x1	0,44	2,17	1,80	25,38	941

Code	N° cores x cross section	Radial thickness insulation	Core Ø	Radial thickness outer sheath	Outer diameter	Weight
		mm	mm	mm	mm	Kg/km
S004-03B1-24T00010R	24x3x1	0,44	2,17	1,80	28,09	1124
S004-03B1-01T00013R	1x3x1,3	0,44	2,35	1,80	8,89	111
S004-03B1-02T00013R	2x3x1,3	0,44	2,35	1,80	12,66	188
S004-03B1-04T00013R	4x3x1,3	0,44	2,35	1,80	14,53	296
S004-03B1-05T00013R	5x3x1,3	0,44	2,35	1,80	15,78	354
S004-03B1-06T00013R	6x3x1,3	0,44	2,35	1,80	17,12	413
S004-03B1-08T00013R	8x3x1,3	0,44	2,35	1,80	19,12	523
S004-03B1-10T00013R	10x3x1,3	0,44	2,35	1,80	21,57	645
S004-03B1-12T00013R	12x3x1,3	0,44	2,35	1,80	22,28	747
S004-03B1-16T00013R	16x3x1,3	0,44	2,35	1,80	24,69	966
S004-03B1-20T00013R	20x3x1,3	0,44	2,35	1,80	27,50	1196
S004-03B1-24T00013R	24x3x1,3	0,44	2,35	1,80	30,48	1436
S004-03B1-01T00015R	1x3x1,5	0,44	2,44	1,80	9,02	116
S004-03B1-02T00015R	2x3x1,5	0,44	2,44	1,80	12,89	196
S004-03B1-04T00015R	4x3x1,5	0,44	2,44	1,80	14,81	312
S004-03B1-05T00015R	5x3x1,5	0,44	2,44	1,80	16,08	374
S004-03B1-06T00015R	6x3x1,5	0,44	2,44	1,80	17,45	437
S004-03B1-08T00015R	8x3x1,5	0,44	2,44	1,80	19,51	554
S004-03B1-10T00015R	10x3x1,5	0,44	2,44	1,80	22,02	685
S004-03B1-12T00015R	12x3x1,5	0,44	2,44	1,80	22,75	794
S004-03B1-16T00015R	16x3x1,5	0,44	2,44	1,80	25,22	1029
S004-03B1-20T00015R	20x3x1,5	0,44	2,44	1,80	28,10	1276
S004-03B1-24T00015R	24x3x1,5	0,44	2,44	1,80	31,16	1535
S004-03B1-01T00025R	1x3x2,5	0,53	3,07	1,80	10,38	159
S004-03B1-02T00025R	2x3x2,5	0,53	3,07	1,80	15,24	280
S004-03B1-04T00025R	4x3x2,5	0,53	3,07	1,80	17,65	465
S004-03B1-05T00025R	5x3x2,5	0,53	3,07	1,80	19,26	563
S004-03B1-06T00025R	6x3x2,5	0,53	3,07	1,80	20,98	665
S004-03B1-08T00025R	8x3x2,5	0,53	3,07	1,80	23,57	850
S004-03B1-10T00025R	10x3x2,5	0,53	3,07	1,80	26,73	1067
S004-03B1-12T00025R	12x3x2,5	0,53	3,07	1,80	27,65	1248
S004-03B1-16T00025R	16x3x2,5	0,53	3,07	1,80	30,75	1640
S004-03B1-20T00025R	20x3x2,5	0,53	3,07	1,80	34,37	2058
S004-03B1-24T00025R	24x3x2,5	0,53	3,07	1,80	38,21	2504

CAVO, ISOLATO IN XLPE, NON ARMATO, SCHERMATO SU SINGOLO ELEMENTO E SUL TOTALE, NON PROPAGANTE INCENDIO
FLAME RETARDANT, UNARMoured, INDIVIDUAL & OVERALL SHIELDED, XLPE INSULATED, INSTRUMENTATION CABLE
XLPE/IS/OS/PVC - 300/500V

CONSTRUCTION SPECIFICATIONS



CONDUCTOR:
Plain annealed Copper, stranding to class 2 (IEC 60228)
INSULATION:
XLPE (Cross-linked polyethylene)
COLOUR CODING:
PET TAPE 23µm
WRAPPING:
Tinned copper drain wire 0,5 mm2 (7/0,30) + AL/PET
INDIVIDUAL SHIELD:
PET TAPE 23µm
WRAPPING:
Tinned copper drain wire 0,5 mm2 (7/0,30) + AL/PET
OVERALL SHIELD:
TAPE 25/23µm
OUTER SHEATH:
PVC (Polyvinylchloride)

- N.I.S application
- I.S application

APPLICATIONS: In the Oil & Gas market and especially in the production of gas or petrochemical products, there are needs of continuous process control systems to control, measure, regulate and record the different process parameters. Instrumentation and signal cables are in the heart of this network and to ensure the reliability of the data to be transmitted, they must be adapted to the applications and environments where they are used.

APPLICABLE STANDARD

	CONSTRUCTION	EN 50288-7
	CONDUCTOR	IEC 60228
	FLAME RETARDANT	IEC 60332-1
	FIRE PROPAGATION	IEC 60332-3

DIMENSIONAL & ELECTRICAL PROPERTIES

	OPERATING VOLTAGE	300/500 V
	TESTING VOLTAGE	2000 V
	CONDUCTOR TEMP.	90 °C
	SHORT-CIRCUIT TEMP.	250 °C
	ENVIRONMENTAL TEMP.	-20/+70 °C
	INSTALLATION TEMP.	-5/+50 °C

MARKING: <Year> EUROCAVI - XLPE/IS/OS/PVC - 300/500V - N° of cores x Cross-section - IEC 60332-3 <Work Order #> - Meter Marking # - CE

Code	N° cores x cross section	Radial thickness insulation	Core Ø	Radial thickness outer sheath	Outer diameter	Weight
		mm	mm	mm	mm	Kg/km
S005-04N0-02P00005R	2x2x0,5	0,44	1,78	1,80	9,84	109
S005-04N0-04P00005R	4x2x0,5	0,44	1,78	1,80	11,12	157
S005-04N0-05P00005R	5x2x0,5	0,44	1,78	1,80	11,97	183
S005-04N0-06P00005R	6x2x0,5	0,44	1,78	1,80	12,88	210
S005-04N0-08P00005R	8x2x0,5	0,44	1,78	1,80	14,25	259
S005-04N0-10P00005R	10x2x0,5	0,44	1,78	1,80	15,92	313
S005-04N0-12P00005R	12x2x0,5	0,44	1,78	1,80	16,41	355
S005-04N0-16P00005R	16x2x0,5	0,44	1,78	1,80	18,05	446
S005-04N0-20P00005R	20x2x0,5	0,44	1,78	1,80	19,97	542
S005-04N0-24P00005R	24x2x0,5	0,44	1,78	1,80	22,01	641
S005-04N0-02P00007R	2x2x0,75	0,44	1,99	1,80	10,53	126
S005-04N0-04P00007R	4x2x0,75	0,44	1,99	1,80	11,95	186
S005-04N0-05P00007R	5x2x0,75	0,44	1,99	1,80	12,90	219
S005-04N0-06P00007R	6x2x0,75	0,44	1,99	1,80	13,91	253
S005-04N0-08P00007R	8x2x0,75	0,44	1,99	1,80	15,44	314
S005-04N0-10P00007R	10x2x0,75	0,44	1,99	1,80	17,30	382
S005-04N0-12P00007R	12x2x0,75	0,44	1,99	1,80	17,84	436
S005-04N0-16P00007R	16x2x0,75	0,44	1,99	1,80	19,67	553
S005-04N0-20P00007R	20x2x0,75	0,44	1,99	1,80	21,80	675
S005-04N0-24P00007R	24x2x0,75	0,44	1,99	1,80	24,07	802
S005-04N0-02P00010R	2x2x1	0,44	2,17	1,80	11,12	142
S005-04N0-04P00010R	4x2x1	0,44	2,17	1,80	12,66	215
S005-04N0-05P00010R	5x2x1	0,44	2,17	1,80	13,69	254
S005-04N0-06P00010R	6x2x1	0,44	2,17	1,80	14,80	294
S005-04N0-08P00010R	8x2x1	0,44	2,17	1,80	16,46	368
S005-04N0-10P00010R	10x2x1	0,44	2,17	1,80	18,48	449
S005-04N0-12P00010R	12x2x1	0,44	2,17	1,80	19,07	516
S005-04N0-16P00010R	16x2x1	0,44	2,17	1,80	21,06	658
S005-04N0-20P00010R	20x2x1	0,44	2,17	1,80	23,38	808
S005-04N0-24P00010R	24x2x1	0,44	2,17	1,80	25,84	963
S005-04N0-02P00013R	2x2x1,3	0,44	2,35	1,80	11,81	163
S005-04N0-04P00013R	4x2x1,3	0,44	2,35	1,80	13,50	252
S005-04N0-05P00013R		0,44	2,35	1,80	14,62	299

Code	N° cores x cross section	Radial thickness insulation	Core Ø	Radial thickness outer sheath	Outer diameter	Weight
		mm	mm	mm	mm	Kg/km
S005-04N0-06P00013R	5x2x1,3	0,44	2,35	1,80	15,83	348
S005-04N0-08P00013R	6x2x1,3	0,44	2,35	1,80	17,64	438
S005-04N0-10P00013R	8x2x1,3	0,44	2,35	1,80	19,86	539
S005-04N0-12P00013R	10x2x1,3	0,44	2,35	1,80	20,50	621
S005-04N0-16P00013R	12x2x1,3	0,44	2,35	1,80	22,68	798
S005-04N0-20P00013R	16x2x1,3	0,44	2,35	1,80	25,21	985
S005-04N0-24P00013R	20x2x1,3	0,44	2,35	1,80	27,91	1179
S005-04N0-02P00015R	2x2x1,5	0,44	2,44	1,80	12,00	169
S005-04N0-04P00015R	2x2x1,5	0,44	2,44	1,80	13,73	263
S005-04N0-05P00015R	4x2x1,5	0,44	2,44	1,80	14,89	313
S005-04N0-06P00015R	5x2x1,5	0,44	2,44	1,80	16,13	365
S005-04N0-08P00015R	6x2x1,5	0,44	2,44	1,80	17,98	460
S005-04N0-10P00015R	8x2x1,5	0,44	2,44	1,80	20,25	566
S005-04N0-12P00015R	10x2x1,5	0,44	2,44	1,80	20,91	654
S005-04N0-16P00015R	12x2x1,5	0,44	2,44	1,80	23,14	842
S005-04N0-20P00015R	16x2x1,5	0,44	2,44	1,80		

**CAVO, ISOLATO IN XLPE, NON ARMATO, SCHERMATO SU SINGOLO ELEMENTO E SUL TOTALE, NON PROPAGANTE INCENDIO
FLAME RETARDANT, UNARMoured, INDIVIDUAL & OVERALL SHIELDED, XLPE INSULATED, INSTRUMENTATION CABLE
XLPE/IS/OS/PVC - 300/500V**

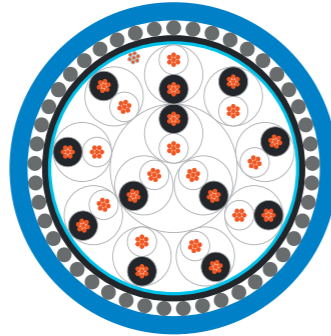
Code	N° cores x cross section	Radial thickness insulation	Core Ø	Radial thickness outer sheath	Outer diameter	Weight
		mm	mm	mm	mm	Kg/km
S005-04N0-12T00005R	8x3x0,5	0,44	1,78	1,80	18,15	451
S005-04N0-16T00005R	10x3x0,5	0,44	1,78	1,80	20,01	573
S005-04N0-20T00005R	12x3x0,5	0,44	1,78	1,80	22,19	700
S005-04N0-24T00005R	16x3x0,5	0,44	1,78	1,80	24,51	832
S005-04N0-02T00007R	20x3x0,5	0,44	1,99	1,80	11,45	152
S005-04N0-04T00007R	24x3x0,5	0,44	1,99	1,80	13,07	234
S005-04N0-05T00007R	2x3x0,75	0,44	1,99	1,80	14,15	277
S005-04N0-06T00007R	4x3x0,75	0,44	1,99	1,80	15,30	321
S005-04N0-08T00007R	5x3x0,75	0,44	1,99	1,80	17,03	403
S005-04N0-10T00007R	6x3x0,75	0,44	1,99	1,80	19,15	494
S005-04N0-12T00007R	8x3x0,75	0,44	1,99	1,80	19,77	568
S005-04N0-16T00007R	10x3x0,75	0,44	1,99	1,80	21,84	728
S005-04N0-20T00007R	12x3x0,75	0,44	1,99	1,80	24,27	895
S005-04N0-24T00007R	16x3x0,75	0,44	1,99	1,80	26,85	1068
S005-04N0-02T00010R	20x3x0,75	0,44	2,17	1,80	12,13	175
S005-04N0-04T00010R	24x3x0,75	0,44	2,17	1,80	13,88	274
S005-04N0-05T00010R	2x3x1	0,44	2,17	1,80	15,06	327
S005-04N0-06T00010R	4x3x1	0,44	2,17	1,80	16,31	381
S005-04N0-08T00010R	5x3x1	0,44	2,17	1,80	18,20	481
S005-04N0-10T00010R	6x3x1	0,44	2,17	1,80	20,50	592
S005-04N0-12T00010R	8x3x1	0,44	2,17	1,80	21,17	684
S005-04N0-16T00010R	10x3x1	0,44	2,17	1,80	23,43	882
S005-04N0-20T00010R	12x3x1	0,44	2,17	1,80	26,07	1089
S005-04N0-24T00010R	16x3x1	0,44	2,17	1,80	28,87	1306
S005-04N0-02T00013R	20x3x1	0,44	2,35	1,80	12,90	203
S005-04N0-04T00013R	24x3x1	0,44	2,35	1,80	14,83	327
S005-04N0-05T00013R	2x3x1,3	0,44	2,35	1,80	16,11	392
S005-04N0-06T00013R	4x3x1,3	0,44	2,35	1,80	17,48	459
S005-04N0-08T00013R	5x3x1,3	0,44	2,35	1,80	19,54	582
S005-04N0-10T00013R	6x3x1,3	0,44	2,35	1,80	22,06	722
S005-04N0-12T00013R	8x3x1,3	0,44	2,35	1,80	22,79	838
S005-04N0-16T00013R	10x3x1,3	0,44	2,35	1,80	25,26	1088
S005-04N0-20T00013R	12x3x1,3	0,44	2,35	1,80	28,07	1306
S005-04N0-24T00013R	16x3x1,3	0,44	2,35	1,80	31,21	1626
S005-04N0-02T00015R	20x3x1,3	0,44	2,44	1,80	13,13	212
S005-04N0-04T00015R	24x3x1,3	0,44	2,44	1,80	15,10	343
S005-04N0-05T00015R	2x3x1,5	0,44	2,44	1,80	16,41	412
S005-04N0-06T00015R	4x3x1,5	0,44	2,44	1,80	17,82	483
S005-04N0-08T00015R	5x3x1,5	0,44	2,44	1,80	19,93	614
S005-04N0-10T00015R	6x3x1,5	0,44	2,44	1,80	22,51	762
S005-04N0-12T00015R	8x3x1,5	0,44	2,44	1,80	23,26	886
S005-04N0-16T00015R	10x3x1,5	0,44	2,44	1,80	25,79	1153
S005-04N0-20T00015R	12x3x1,5	0,44	2,44	1,80	28,74	1433
S005-04N0-24T00015R	16x3x1,5	0,44	2,44	1,80	31,88	1727
S005-04N0-02T00025R	20x3x1,5	0,53	3,07	1,80	15,48	297
S005-04N0-04T00025R	24x3x1,5	0,53	3,07	1,80	17,95	498
S005-04N0-05T00025R	2x3x2,5	0,53	3,07	1,80	19,59	605
S005-04N0-06T00025R	4x3x2,5	0,53	3,07	1,80	21,35	715
S005-04N0-08T00025R	5x3x2,5	0,53	3,07	1,80	23,99	916
S005-04N0-10T00025R	6x3x2,5	0,53	3,07	1,80	27,21	1153
S005-04N0-12T00025R	8x3x2,5	0,53	3,07	1,80	28,15	1351
S005-04N0-16T00025R	10x3x2,5	0,53	3,07	1,80	31,32	1780
S005-04N0-20T00025R	12x3x2,5	0,53	3,07	1,80	35,01	2238
S005-04N0-24T00025R	16x3x2,5	0,53	3,07	1,80	38,94	2727
S005-04B1-02P00005R	20x3x2,5	0,44	1,78	1,80	9,84	109
S005-04B1-04P00005R	24x3x2,5	0,44	1,78	1,80	11,12	157
S005-04B1-05P00005R	2x2x0,5	0,44	1,78	1,80	11,97	183
S005-04B1-06P00005R	4x2x0,5	0,44	1,78	1,80	12,88	210
S005-04B1-08P00005R	5x2x0,5	0,44	1,78	1,80	14,25	259
S005-04B1-10P00005R	6x2x0,5	0,44	1,78	1,80	15,92	313
S005-04B1-12P00005R	8x2x0,5	0,44	1,78	1,80	16,41	355
S005-04B1-16P00005R	10x2x0,5	0,44	1,78	1,80	18,05	446
S005-04B1-20P00005R	12x2x0,5	0,44	1,78	1,80	19,97	542
S005-04B1-24P00005R	16x2x0,5	0,44	1,78	1,80	22,01	641
S005-04B1-02P00007R	20x2x0,5	0,44	1,99	1,80	10,53	126
S005-04B1-04P00007R	24x2x0,5	0,44	1,99	1,80	11,95	186
S005-04B1-05P00007R	2x2x0,75	0,44	1,99	1,80	12,90	219
S005-04B1-06P00007R	4x2x0,75	0,44	1,99	1,80	13,91	253
S005-04B1-08P00007R	5x2x0,75	0,44	1,99	1,80	15,44	314
S005-04B1-10P00007R	6x2x0,75	0,44	1,99	1,80	17,30	382
S005-04B1-12P00007R	8x2x0,75	0,44	1,99	1,80	17,84	436
S005-04B1-16P00007R	10x2x0,75	0,44	1,99	1,80	19,67	553
S005-04B1-20P00007R	12x2x0,75	0,44	1,99	1,80	21,80	675
S005-04B1-24P00007R	16x2x0,75	0,44	1,99	1,80	24,07	802
S005-04B1-02P00010R	20x2x0,75	0,44	2,17	1,80	11,12	142
S005-04B1-04P00010R	24x2x0,75	0,44	2,17	1,80	12,66	215
S005-04B1-05P00010R	2x2x1	0,44	2,17	1,80	13,69	254
S005-04B1-06P00010R	4x2x1	0,44	2,17	1,80	14,80	294
S005-04B1-08P00010R	5x2x1	0,44	2,17	1,80	16,46	368
S005-04B1-10P00010R	6x2x1	0,44	2,17	1,80	18,48	449
S005-04B1-12P00010R	8x2x1	0,44	2,17	1,80	19,07	516
S005-04B1-16P00010R	10x2x1	0,44	2,17	1,80	21,06	658
S005-04B1-20P00010R	12x2x1	0,44	2,17	1,80	23,38	808
S005-04B1-24P00010R	16x2x1	0,44	2,17	1,80	25,84	963
S005-04B1-02P00013R	20x2x1	0,44	2,35	1,80	11,81	163
S005-04B1-04P00013R	24x2x1	0,44	2,35	1,80	13,50	252
S005-04B1-05P00013R	2x2x1,3	0,44	2,35	1,80	14,62	299
S005-04B1-06P00013R	4x2x1,3	0,44	2,35	1,80	15,83	348
S005-04B1-08P00013R	5x2x1,3	0,44	2,35	1,80	17,64	438
S005-04B1-10P00013R	6x2x1,3	0,44	2,35	1,80	19,86	539
S005-04B1-12P00013R	8x2x1,3	0,44	2,35	1,80	20,50	621
S005-04B1-16P00013R	10x2x1,3	0,44	2,35	1,80	22,68	798
S005-04B1-20P00013R	12x2x1,3	0,44	2,35	1,80	25,21	985
S005-04B1-24P00013R	16x2x1,3	0,44	2,35	1,80	27,91	1179
S005-04B1-02P00015R	20x2x1,3	0,44	2,44	1,80	12,00	169
S005-04B1-04P00015R	24x2x1,3	0,44	2,44	1,80	13,73	263
S005-04B1-05P00015R	2x2x1,5	0,44	2,44	1,80	14,89	313
S005-04B1-06P00015R	4x2x1,5	0,44	2,44	1,80	16,13	365
S005-04B1-08P00015R	5x2x1,5	0,44	2,44	1,80	17,98	460
S005-04B1-10P00015R	6x2x1,5	0,44	2,44	1,80	20,25	566
S005-04B1-12P00015R	8x2x1,5	0,44	2,44	1,80	20,91	654
S005-04B1-16P00015R	10x2x1,5	0,44	2,44	1,80	23,14	842
S005-04B1-20P00015R	12x2x1,5	0,44	2,44	1,80	25,74	1040
S005-04B1-24P00015R	16x2x1,5	0,44	2,44	1,80	28,50	1247
S005-04B1-02P00025R	20x2x1,5	0,53	3,07	1,80	14,07	230
S005-04B1-04P00025R	24x2x1,5	0,53	3,07	1,80	16,23	372
S005-04B1-05P00025R	2x2x2,5	0,53	3,07	1,80	17,68	448
S005-04B1-06P00025R	4x2x2,5	0,53	3,07	1,80	19,23	526
S005-04B1-08P00025R	5x2x2,5	0,53	3,07	1,80	21,55	669
S005-04B1-10P00025R	6x2x2,5	0,53	3,07	1,80	24,38	834
S005-04B1-12P00025R	8x2x2,5	0,53	3,07	1,80	25,21	971
S005-04B1-16P00025R	10x2x2,5	0,53	3,07	1,80	27,99	1267
S005-04B1-20P00025R	12x2x2,5	0,53	3,07	1,80	31,24	1581
S005-04B1-24P00025R	16x2x2,5	0,53	3,07	1,80	34,70	1916
S005-04B1-02T00005R	20x2x2,5	0,44	1,78	1,80	10,67	129
S005-04B1-04T00005R	24x2x2,5	0,44	1,78	1,80	12,13	192
S005-04B1-05T00005R	2x3x0,5	0,44	1,78	1,80	13,09	226
S005-04B1-06T00005R	4x3x0,5	0,44	1,78	1,80	14,13	261
S005-04B1-08T00005R	5x3x0,5	0,44	1,78	1,80	15,69	325
S005-04B1-10T00005R	6x3x0,5	0,44	1,78	1,80	17,59	395
S005-04B1-12T00005R	8x3x0,5	0,44	1,78	1,80	18,15	451
S005-04B1-16T00005R	10x3x0,5	0,44	1,78	1,80	20,01	573
S005-04B1-20T00005R	12x3x0,5	0,44	1,78	1,80	22,19	700
S005-04B1-24T00005R	16x3x0,5	0,44	1,78	1,80	24,51	832
S005-04B1-02T00007R	20x3x0,5	0,44	1,99	1,80	11,45	152
S005-04B1-04T00007R	24x3x0,5	0,44	1,99	1,80	13,07	234
S005-04B1-05T00007R	2x3x0,75	0,44	1,99	1,80	14,15	277
S005-04B1-06T00007R	4x3x0,75	0,44	1,99	1,80	15,30	321
S005-04B1-08T00007R	5x3x0,75	0,44	1,99	1,80	17,03	403
S005-04B1-10T00007R	6x3x0,75	0,44	1,99	1,80	19,15	494

**CAVO, ISOLATO IN XLPE, NON ARMATO, SCHERMATO SU SINGOLO ELEMENTO E SUL TOTALE, NON PROPAGANTE INCENDIO
FLAME RETARDANT, UNARMoured, INDIVIDUAL & OVERALL SHIELDED, XLPE INSULATED, INSTRUMENTATION CABLE
XLPE/IS/OS/PVC - 300/500V**

Code	N° cores x cross section	Radial thickness insulation	Core Ø	Radial thickness outer sheath	Outer diameter	Weight
		mm	mm	mm	mm	Kg/km
S005-04B1-12T00007R	8x3x0,75	0,44	1,99	1,80	19,77	568
S005-04B1-16T00007R	10x3x0,75	0,44	1,99	1,80	21,84	728
S005-04B1-20T00007R	12x3x0,75	0,44	1,99	1,80	24,27	895
S005-04B1-24T00007R	16x3x0,75	0,44	1,99	1,80	26,85	1068
S005-04B1-02T00010R	20x3x0,75	0,44	2,17	1,80	12,13	175
S005-04B1-04T00010R	24x3x0,75	0,44	2,17	1,80	13,88	274
S0						

CAVO, ISOLATO IN XLPE, ARMATO SWA, SCHERMATO SUL TOTALE, NON PROPAGANTE INCENDIO
FLAME RETARDANT, SWA ARMoured, OVERALL SHIELDED, XLPE INSULATED, INSTRUMENTATION CABLE
XLPE/OS/PVC/SWA/PVC - 300/500V

CONSTRUCTION SPECIFICATIONS



CONDUCTOR:
Plain annealed Copper, stranding to class 2 (IEC 60228)
INSULATION:
XLPE (Cross-linked polyethylene)
WRAPPING:
PET TAPE 23µm
OVERALL SHIELD:
Tinned copper drain wire 0,5 mm2 (7/0,30) + AL/PET TAPE 25/23µm
INNER SHEATH:
PVC (Polyvinylchloride)
ARMOURING:
Galvanized Steel Wires
OUTER SHEATH:
PVC (Polyvinylchloride)

- N.I.S application
- I.S application

APPLICATIONS: In the Oil & Gas market and especially in the production of gas or petrochemical products, there are needs of continous process control systems to control, measure, regulate and record the different process parameters. Intrumentation and signal cables are in the heart of thISnetwork and to ensure the reliability of the data to be transmitted, they must be adapted to the applications and enviroments where they are used.

APPLICABLE STANDARD

	CONSTRUCTION	EN 50288-7
	CONDUCTOR	IEC 60228
	FLAME RETARDANT	IEC 60332-1
	FIRE PROPAGATION	IEC 60332-3

DIMENSIONAL & ELECTRICAL PROPERTIES

	OPERATIONG VOLTAGE	300/500 V
	TESTING VOLTAGE	2000 V
	CONDUCTOR TEMP.	90 °C
	SHORT-CIRCUIT TEMP.	250 °C
	ENVIRONMENTAL TEMP.	-20/+70 °C
	INSTALLATION TEMP.	-5/+50 °C

MARKING: <Year> EUROCAVI - XLPE/OS/PVC/SWA/PVC - 300/500V - N° of cores x Cross-section - IEC 60332-3 <Work Order #> - Meter Marking # - CE

Code	N° cores x cross section	Radial thickness insulation	Core Ø	Inner Sheath Ø	Armour Thickness	Radial thickness outer sheath	Outer diameter	Weight
		mm	mm	mm	mm	mm	mm	Kg/km
S006-07NO-01P00005R	1x2x0,5	0,44	1,78	5,71	0,80	1,80	10,91	225
S006-07NO-02P00005R	2x2x0,5	0,44	1,78	7,99	0,80	1,80	13,19	280
S006-07NO-04P00005R	4x2x0,5	0,44	1,78	9,22	0,80	1,80	14,42	338
S006-07NO-05P00005R	5x2x0,5	0,44	1,78	10,03	1,25	1,80	16,13	470
S006-07NO-06P00005R	6x2x0,5	0,44	1,78	10,91	1,25	1,80	17,01	514
S006-07NO-08P00005R	8x2x0,5	0,44	1,78	12,22	1,25	1,80	18,32	585
S006-07NO-10P00005R	10x2x0,5	0,44	1,78	13,83	1,25	1,80	19,93	672
S006-07NO-12P00005R	12x2x0,5	0,44	1,78	14,30	1,25	1,80	20,40	713
S006-07NO-16P00005R	16x2x0,5	0,44	1,78	15,87	1,60	1,80	22,67	930
S006-07NO-20P00005R	20x2x0,5	0,44	1,78	17,71	1,60	1,80	24,51	1071
S006-07NO-24P00005R	24x2x0,5	0,44	1,78	19,67	1,60	1,80	26,48	1199
S006-07NO-01P00007R	1x2x0,75	0,44	1,99	6,13	0,80	1,80	11,33	243
S006-07NO-02P00007R	2x2x0,75	0,44	1,99	8,68	0,80	1,80	13,88	308
S006-07NO-04P00007R	4x2x0,75	0,44	1,99	10,05	1,25	1,80	16,15	479
S006-07NO-05P00007R	5x2x0,75	0,44	1,99	10,96	1,25	1,80	17,06	528
S006-07NO-06P00007R	6x2x0,75	0,44	1,99	11,94	1,25	1,80	18,04	579
S006-07NO-08P00007R	8x2x0,75	0,44	1,99	13,41	1,25	1,80	19,51	673
S006-07NO-10P00007R	10x2x0,75	0,44	1,99	15,21	1,60	1,80	22,01	882
S006-07NO-12P00007R	12x2x0,75	0,44	1,99	15,73	1,60	1,80	22,53	941
S006-07NO-16P00007R	16x2x0,75	0,44	1,99	17,49	1,60	1,80	24,29	1087
S006-07NO-20P00007R	20x2x0,75	0,44	1,99	19,55	1,60	1,80	26,35	1255
S006-07NO-24P00007R	24x2x0,75	0,44	1,99	21,73	1,60	1,87	28,68	1436
S006-07NO-01P00010R	1x2x1	0,44	2,17	6,49	0,80	1,80	11,69	261
S006-07NO-02P00010R	2x2x1	0,44	2,17	9,27	0,80	1,80	14,47	334
S006-07NO-04P00010R	4x2x1	0,44	2,17	10,77	1,25	1,80	16,87	529
S006-07NO-05P00010R	5x2x1	0,44	2,17	11,76	1,25	1,80	17,86	585
S006-07NO-06P00010R	6x2x1	0,44	2,17	12,83	1,25	1,80	18,93	643
S006-07NO-08P00010R	8x2x1	0,44	2,17	14,43	1,25	1,80	20,53	749
S006-07NO-10P00010R	10x2x1	0,44	2,17	16,39	1,60	1,80	23,19	985
S006-07NO-12P00010R	12x2x1	0,44	2,17	16,96	1,60	1,80	23,76	1056
S006-07NO-16P00010R	16x2x1	0,44	2,17	18,88	1,60	1,80	25,68	1243
S006-07NO-20P00010R	20x2x1	0,44	2,17	21,12	1,60	1,85	28,03	1444
S006-07NO-24P00010R	24x2x1	0,44	2,17	23,51	1,60	1,93	30,58	1656
S006-07NO-01P00013R	1x2x1,3	0,44	2,35	6,91	0,80	1,80	12,11	286
S006-07NO-02P00013R	2x2x1,3	0,44	2,35	9,96	0,80	1,80	15,16	370
S006-07NO-04P00013R	4x2x1,3	0,44	2,35	11,60	1,25	1,80	17,70	588
S006-07NO-05P00013R	5x2x1,3	0,44	2,35	12,69	1,25	1,80	18,79	653
S006-07NO-06P00013R	6x2x1,3	0,44	2,35	13,86	1,25	1,80	19,96	729
S006-07NO-08P00013R	8x2x1,3	0,44	2,35	15,62	1,60	1,80	22,42	967
S006-07NO-10P00013R	10x2x1,3	0,44	2,35	17,77	1,60	1,80	24,57	1125
S006-07NO-12P00013R	12x2x1,3	0,44	2,35	18,39	1,60	1,80	25,19	1213
S006-07NO-16P00013R	16x2x1,3	0,44	2,35	20,50	1,60	1,83	27,36	1438
S006-07NO-20P00013R	20x2x1,3	0,44	2,35	22,96	1,60	1,92	30,00	1681
S006-07NO-24P00013R	24x2x1,3	0,44	2,35	25,57	2,00	2,03	33,64	2140
S006-07NO-01P00015R	1x2x1,5	0,44	2,44	7,03	0,80	1,80	12,23	291
S006-07NO-02P00015R	2x2x1,5	0,44	2,44	10,16	1,25	1,80	16,26	474
S006-07NO-04P00015R	4x2x1,5	0,44	2,44	11,84	1,25	1,80	17,94	601
S006-07NO-05P00015R	5x2x1,5	0,44	2,44	12,96	1,25	1,80	19,06	678
S006-07NO-06P00015R	6x2x1,5	0,44	2,44	14,16	1,25	1,80	20,26	747
S006-07NO-08P00015R	8x2x1,5	0,44	2,44	15,96	1,60	1,80	22,76	1006
S006-07NO-10P00015R	10x2x1,5	0,44	2,44	18,16	1,60	1,80	24,96	1154
S006-07NO-12P00015R	12x2x1,5	0,44	2,44	18,80	1,60	1,80	25,60	1262
S006-07NO-16P00015R	16x2x1,5	0,44	2,44	20,96	1,60	1,85	27,86	1485
S006-07NO-20P00015R	20x2x1,5	0,44	2,44	23,48	1,60	1,93	30,55	1755
S006-07NO-24P00015R	24x2x1,5	0,44	2,44	26,16	2,00	2,06	34,28	2237
S006-07NO-01P00025R	1x2x2,5	0,53	3,07	6,29	0,80	1,80	13,49	365
S006-07NO-02P00025R	2x2x2,5	0,53	3,07	12,22	1,25	1,80	18,32	591
S006-07NO-04P00025R	4x2x2,5	0,53	3,07	14,34	1,25	1,80	20,44	777
S006-07NO-05P00025R	5x2x2,5	0,53	3,07	15,75	1,60	1,80	22,55	995
S006-07NO-06P00025R	6x2x2,5	0,53	3,07	17,26	1,60	1,80	24,06	1119
S006-07NO-08P00025R	8x2x2,5	0,53	3,07	19,52	1,60	1,80	26,32	1321
S006-07NO-10P00025R	10x2x2,5	0,53	3,07	22,29	1,60	1,89	29,28	1573
S006-07NO-12P00025R	12x2x2,5	0,53	3,07	23,10	1,60	1,92	30,15	1717
S006-07NO-16P00025R	16x2x2,5	0,53	3,07	25,82	2,00	2,04	33,91	2303
S006-07NO-20P00025R	20x2x2,5	0,53	3,07	29,39	2,00	2,17	37,73	2775
S006-07NO-24P00025R	24x2x2,5	0,53	3,07	32,76	2,00	2,29	41,34	3241

Code	N° cores x cross section	Radial thickness insulation	Core Ø	Inner Sheath Ø	Armour Thickness	Radial thickness outer sheath	Outer diameter	Weight
		mm	mm	mm	mm	mm	mm	Kg/km
S006-07NO-01T00005R	1x3x0,5	0,44	1,78	6,00	0,80	1,80	11,20	242
S006-07NO-02T00005R	2x3x0,5	0,44	1,78	8,81	0,80	1,80	14,01	311
S006-07NO-04T00005R	4x3x0,5	0,44	1,78	10,21	1,25	1,80	16,31	485
S006-07NO-05T00005R	5x3x0,5	0,44	1,78	11,14	1,25	1,80	17,24	545
S006-07NO-06T00005R	6x3x0,5	0,44	1,78	12,14	1,25	1,80	18,24	597
S006-07NO-08T00005R	8x3x0,5	0,44	1,78	13,64	1,25	1,80	19,74	684
S006-07NO-10T00005R	10x3x0,5	0,44	1,78	15,47	1,60	1,80	22,27	911
S006-07NO-12T00005R	12x3x0,5	0,44	1,78	16,01	1,60	1,80	22,81	973
S006-07NO-16T00005R	16x3x0,5	0,44	1,78	17,81	1,60	1,80	24,61	1123
S006-07NO-20T00005R	20x3x0,5	0,44	1,78	19,90	1,60	1,81	26,72	1280
S006-07NO-24T00005R	24x3x0,5	0,44	1,78	22,13	1,60	1,89	29,11	1467
S006-07NO-01T00007R	1x3x0,75	0,44	1,99	6,45	0,80	1,80	11,65	264
S006-07NO-02T00007R	2x3x0,75	0,44	1,99	9,59	0,80	1,80	14,79	350
S006-07NO-04T00007R	4x3x0,75	0,44	1,99	11,15	1,25	1,80	17,25	558
S006-07NO-05T00007R	5x3x0,75	0,44	1,99	12,20	1,25	1,80	18,30	619
S006-07NO-06T00007R	6x3x0,75	0,44	1,99	13,31	1,25	1,80	19,41	681
S006-07NO-08T00007R	8x3x0,75	0,44	1,99	14,99	1,25	1,80	21,09	795
S006-07NO-10T00007R	10x3x0,75	0,44	1,99	17,03	1,60	1,80	23,83	1046
S006-07NO-12T00007R	12x3x0,75	0,44	1,99	17,63	1,60	1,80	24,43	1125
S006-07NO-16T00007R	16x3x0,75	0,44	1,99	19,63	1,60	1,80	26,43	1329
S006-07NO-20T00007R	20x3x0,75	0,44	1,99	21,98	1,60	1,88	28,95	1551
S006-07NO-24T00007R	24x3x0,75	0,44	1,99	24,47	1,60	1,97	31,61	1798
S006-07NO-01T00010R	1x3x1	0,44	2,17	6,84	0,80	1,80	12,04	289
S006-07NO-02T00010R	2x3x1	0,44	2,17	10,27	1,25	1,80	16,37	489
S006-07NO-04T00010R	4x3x1	0,44	2,17	11,97	1,25	1,80	18,07	611
S006-07NO-05T00010R	5x3x1	0,44	2,17	13,11	1,25	1,80	19,21	691
S006-07NO-06T00010R	6x3x1	0,44	2,17	14,32	1,25	1,80	20,42	772
S006-07NO-08T00010R	8x3x1	0,44	2,17	16,15	1,60	1,80	22,95	1026
S006-07NO-10T00010R	10x3x1	0,44	2,17	18,38	1,60	1,80	25,18	1195
S006-07NO-12T00010R	12x3x1	0,44	2,17	19,30	1,60	1,80	25,83	1292
S006-07NO-16T00010R	16x3x1	0,44	2,17	21,22	1,60	1,85	28,13	1541
S006-07NO-20T00010R	20x3x1	0,44	2,17	23,78	1,60	1,94	30,87	1805
S006-07NO-24T00010R	24x3x1	0,44	2,17	26,49	2,00	2,07	34,63	2321
S006-07NO-01T00013R	1x3x1,3	0,44	2,35	7,29	0,80	1,80	12,49	315
S006-07NO-02T00013R	2x3x1,3	0,44	2,35	11,06	1,25	1,80	17,16	

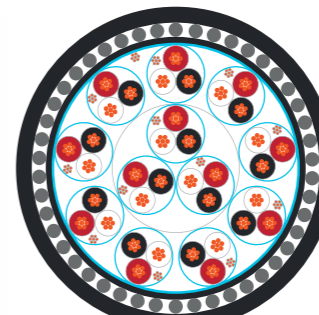
CAVO, ISOLATO IN XLPE, ARMATO SWA, SCHERMATO SUL TOTALE, NON PROPAGANTE INCENDIO
FLAME RETARDANT, SWA ARMoured, OVERALL SHIELDED, XLPE INSULATED, INSTRUMENTATION CABLE
XLPE/OS/PVC/SWA/PVC - 300/500V

Code	N° cores x cross section	Radial thickness insulation	Core Ø	Inner Sheath Ø	Armour Thickness	Radial thickness outer sheath	Outer diameter	Weight
	mm	mm	mm	mm	mm	mm	mm	Kg/km
S006-07B1-20P00025R	20x2x2,5	0,53	3,07	29,39	2,00	2,17	37,73	2775
S006-07B1-24P00025R	24x2x2,5	0,53	3,07	32,76	2,00	2,29	41,34	3241
S006-07B1-01T00005R	1x3x0,5	0,44	1,78	6,00	0,80	1,80	11,20	242
S006-07B1-02T00005R	2x3x0,5	0,44	1,78	8,81	0,80	1,80	14,01	311
S006-07B1-04T00005R	4x3x0,5	0,44	1,78	10,21	1,25	1,80	16,31	485
S006-07B1-05T00005R	5x3x0,5	0,44	1,78	11,14	1,25	1,80	17,24	545
S006-07B1-06T00005R	6x3x0,5	0,44	1,78	12,14	1,25	1,80	18,24	597
S006-07B1-08T00005R	8x3x0,5	0,44	1,78	13,64	1,25	1,80	19,74	684
S006-07B1-10T00005R	10x3x0,5	0,44	1,78	15,47	1,60	1,80	22,27	911
S006-07B1-12T00005R	12x3x0,5	0,44	1,78	16,01	1,60	1,80	22,81	973
S006-07B1-16T00005R	16x3x0,5	0,44	1,78	17,81	1,60	1,80	24,61	1123
S006-07B1-20T00005R	20x3x0,5	0,44	1,78	19,90	1,60	1,81	26,72	1280
S006-07B1-24T00005R	24x3x0,5	0,44	1,78	22,13	1,60	1,89	29,11	1467
S006-07B1-01T00007R	1x3x0,75	0,44	1,99	6,45	0,80	1,80	11,65	264
S006-07B1-02T00007R	2x3x0,75	0,44	1,99	9,59	0,80	1,80	14,79	350
S006-07B1-04T00007R	4x3x0,75	0,44	1,99	11,15	1,25	1,80	17,25	558
S006-07B1-05T00007R	5x3x0,75	0,44	1,99	12,20	1,25	1,80	18,30	619
S006-07B1-06T00007R	6x3x0,75	0,44	1,99	13,31	1,25	1,80	19,41	681
S006-07B1-08T00007R	8x3x0,75	0,44	1,99	14,99	1,25	1,80	21,09	795
S006-07B1-10T00007R	10x3x0,75	0,44	1,99	17,03	1,60	1,80	23,83	1046
S006-07B1-12T00007R	12x3x0,75	0,44	1,99	17,63	1,60	1,80	24,43	1125
S006-07B1-16T00007R	16x3x0,75	0,44	1,99	19,63	1,60	1,80	26,43	1329
S006-07B1-20T00007R	20x3x0,75	0,44	1,99	21,98	1,60	1,88	28,95	1551
S006-07B1-24T00007R	24x3x0,75	0,44	1,99	24,47	1,60	1,97	31,61	1798
S006-07B1-01T00010R	1x3x1	0,44	2,17	6,84	0,80	1,80	12,04	289
S006-07B1-02T00010R	2x3x1	0,44	2,17	10,27	1,25	1,80	16,37	489
S006-07B1-04T00010R	4x3x1	0,44	2,17	11,97	1,25	1,80	18,07	611
S006-07B1-05T00010R	5x3x1	0,44	2,17	13,11	1,25	1,80	19,21	691
S006-07B1-06T00010R	6x3x1	0,44	2,17	14,32	1,25	1,80	20,42	772
S006-07B1-08T00010R	8x3x1	0,44	2,17	16,15	1,60	1,80	22,95	1026
S006-07B1-10T00010R	10x3x1	0,44	2,17	18,38	1,60	1,80	25,18	1195
S006-07B1-12T00010R	12x3x1	0,44	2,17	19,30	1,60	1,80	25,83	1292
S006-07B1-16T00010R	16x3x1	0,44	2,17	21,22	1,60	1,85	28,13	1541
S006-07B1-20T00010R	20x3x1	0,44	2,17	23,78	1,60	1,94	30,87	1805

Code	N° cores x cross section	Radial thickness insulation	Core Ø	Inner Sheath Ø	Armour Thickness	Radial thickness outer sheath	Outer diameter	Weight
	mm	mm	mm	mm	mm	mm	mm	Kg/km
S006-07B1-24T00010R	24x3x1	0,44	2,17	26,49	2,00	2,07	34,63	2321
S006-07B1-01T00013R	1x3x1,3	0,44	2,35	7,29	0,80	1,80	12,49	315
S006-07B1-02T00013R	2x3x1,3	0,44	2,35	11,06	1,25	1,80	17,16	531
S006-07B1-04T00013R	4x3x1,3	0,44	2,35	12,93	1,25	1,80	19,03	696
S006-07B1-05T00013R	5x3x1,3	0,44	2,35	14,18	1,25	1,80	20,28	779
S006-07B1-06T00013R	6x3x1,3	0,44	2,35	15,52	1,60	1,80	22,32	998
S006-07B1-08T00013R	8x3x1,3	0,44	2,35	17,52	1,60	1,80	24,32	1164
S006-07B1-10T00013R	10x3x1,3	0,44	2,35	19,97	1,60	1,81	26,80	1379
S006-07B1-12T00013R	12x3x1,3	0,44	2,35	20,68	1,60	1,84	27,56	1502
S006-07B1-16T00013R	16x3x1,3	0,44	2,35	23,09	1,60	1,92	30,14	1808
S006-07B1-20T00013R	20x3x1,3	0,44	2,35	25,90	2,00	2,05	34,00	2361
S006-07B1-24T00013R	24x3x1,3	0,44	2,35	29,28	2,00	2,16	37,61	2793
S006-07B1-01T00015R	1x3x1,5	0,44	2,44	7,42	0,80	1,80	12,62	326
S006-07B1-02T00015R	2x3x1,5	0,44	2,44	11,29	1,25	1,80	17,39	550
S006-07B1-04T00015R	4x3x1,5	0,44	2,44	13,21	1,25	1,80	19,31	714
S006-07B1-05T00015R	5x3x1,5	0,44	2,44	14,48	1,25	1,80	20,58	810
S006-07B1-06T00015R	6x3x1,5	0,44	2,44	15,85	1,60	1,80	22,65	1023
S006-07B1-08T00015R	8x3x1,5	0,44	2,44	17,91	1,60	1,80	24,71	1213
S006-07B1-10T00015R	10x3x1,5	0,44	2,44	20,42	1,60	1,83	27,28	1422
S006-07B1-12T00015R	12x3x1,5	0,44	2,44	21,15	1,60	1,85	28,06	1570
S006-07B1-16T00015R	16x3x1,5	0,44	2,44	23,62	1,60	1,94	30,70	1892
S006-07B1-20T00015R	20x3x1,5	0,44	2,44	26,50	2,00	2,07	34,64	2472
S006-07B1-24T00015R	24x3x1,5	0,44	2,44	29,96	2,00	2,19	38,34	2925
S006-07B1-01T00025R	1x3x2,5	0,53	3,07	8,78	0,80	1,80	13,98	410
S006-07B1-02T00025R	2x3x2,5	0,53	3,07	13,64	1,25	1,80	19,74	693
S006-07B1-04T00025R	4x3x2,5	0,53	3,07	16,05	1,60	1,80	22,85	1068
S006-07B1-05T00025R	5x3x2,5	0,53	3,07	17,66	1,60	1,80	24,46	1221
S006-07B1-06T00025R	6x3x2,5	0,53	3,07	19,38	1,60	1,80	26,18	1378
S006-07B1-08T00025R	8x3x2,5	0,53	3,07	21,97	1,60	1,88	28,94	1649
S006-07B1-10T00025R	10x3x2,5	0,53	3,07	25,13	2,00	2,02	33,17	2199
S006-07B1-12T00025R	12x3x2,5	0,53	3,07	26,05	2,00	2,05	34,16	2415
S006-07B1-16T00025R	16x3x2,5	0,53	3,07	29,55	2,00	2,17	37,90	3000
S006-07B1-20T00025R	20x3x2,5	0,53	3,07	33,17	2,00	2,30	41,78	3591
S006-07B1-24T00025R	24x3x2,5	0,53	3,07	37,01	2,50	2,47	46,96	4598

CAVO, ISOLATO IN XLPE, ARMATO SWA, SCHERMATO SU SINGOLO ELEMENTO E SUL TOTALE, NON PROPAGANTE INCENDIO
FLAME RETARDANT, SWA ARMoured, INDIVIDUAL & OVERALL SHIELDED, XLPE INSULATED, INSTRUMENTATION CABLE
XLPE/IS/OS/PVC/SWA/PVC - 300/500V

CONSTRUCTION SPECIFICATIONS



CONDUCTOR:
Plain annealed Copper, stranding to class 2 (IEC 60228)
INSULATION:
XLPE (Cross-linked polyethylene)
WRAPPING:
PET TAPE 23µm
INDIVIDUAL SHIELD:
Tinned copper drain wire 0,5 mm2 (7/0,30) + AL/PET TAPE 25/23µm
WRAPPING:
PET TAPE 23µm
OVERALL SHIELD:
Tinned copper drain wire 0,5 mm2 (7/0,30) + AL/PET TAPE 25/23µm
INNER SHEATH:
PVC (Polyvinylchloride)
ARMOURING:
Galvanized Steel Wires
OUTER SHEATH:
PVC (Polyvinylchloride)

- N.I.S application
- I.S application

APPLICATIONS: In the Oil & Gas market and especially in the production of gas or petrochemical products, there are needs of continous process control systems to control, measure, regulate and record the different process parameters. Intrumentation and signal cables are in the heart of thISnetwork and to ensure the reliability of the data to be transmitted, they must be adapted to the applications and enviroments where they are used.

APPLICABLE STANDARD

	CONSTRUCTION	EN 50288-7
	CONDUCTOR	IEC 60228
	FLAME RETARDANT	IEC 60332-1
	FIRE PROPAGATION	IEC 60332-3

DIMENSIONAL & ELECTRICAL PROPERTIES

	OPERATIONG VOLTAGE	300/500 V
	TESTING VOLTAGE	2000 V
	CONDUCTOR TEMP.	90 °C
	SHORT-CIRCUIT TEMP.	160 °C
	ENVIRONMENTAL TEMP.	-20/+70 °C
	INSTALLATION TEMP.	-5/+50 °C

MARKING: <Year> EUROCAVI - XLPE/IS/OS/PVC/SWA/PVC - 300/500V - N° of cores x Cross-section - IEC 60332-3 <Work Order #> - Meter Marking # - CE

Code	N° cores x cross section	Radial thickness insulation	Core Ø	Inner Sheath Ø	Armour Thickness	Radial thickness outer sheath	Outer diameter	Weight
	mm	mm	mm	mm	mm	mm	mm	Kg/km
S007-08NO-02P00005R	2x2x0,5	0,44	1,78	8,24	0,80	1,80	13,44	295
S007-08NO-04P00005R	4x2x0,5	0,44	1,78	9,52	0,80	1,80	14,72	370
S007-08NO-05P00005R	5x2x0,5	0,44	1,78	10,37	1,25	1,80	16,47	514
S007-08NO-06P00005R	6x2x0,5	0,44	1,78	11,28	1,25	1,80	17,38	564
S007-08NO-08P00005R	8x2x0,5	0,44	1,78	12,65	1,25	1,80	18,75	648
S007-08NO-10P00005R	10x2x0,5	0,44	1,78	14,32	1,25	1,80	20,42	748
S007-08NO-12P00005R	12x2x0,5	0,44	1,78	14,81	1,25	1,80	20,91	802
S007-08NO-16P00005R	16x2x0,5	0,44	1,78	16,45	1,60	1,80	23,25	1051
S007-08NO-20P00005R	20x2x0,5	0,44	1,78	18,37	1,60	1,80	25,17	1219
S007-08NO-24P00005R	24x2x0,5	0,44	1,78	20,41	1,60	1,83	27,27	1378
S007-08NO-02P00007R	2x2x0,75	0,44	1,99	8,93	0,80	1,80	14,13	327
S007-08NO-04P00007R	4x2x0,75	0,44	1,99	10,35	1,25	1,80	16,45	517
S007-08NO-05P00007R	5x2x0,75	0,44	1,99	11,30	1,25	1,80	17,40	573
S007-08NO-06P00007R	6x2x0,75	0,44	1,99	12,31	1,25	1,80	18,41	631
S007-08NO-08P00007R	8x2x0,75	0,44	1,99	13,84	1,25	1,80	19,94	738
S007-08NO-10P00007R	10x2x0,75	0,44	1,99	15,70	1,60	1,80	22,50	967
S007-08NO-12P00007R	12x2x0,75	0,44	1,99	16,24	1,60	1,80	23,04	1040
S007-08NO-16P00007R	16x2x0,75	0,44	1,99	18,07	1,60	1,80	24,87	1213
S007-08NO-20P00007R	20x2x0,75	0,44	1,99	20,20	1,60	1,82	27,04	1411
S007-08NO-24P00007R	24x2x0,75	0,44	1,99	22,47	1,60	1,90	29,47	1622
S007-08NO-02P00010R	2x2x1	0,44	2,17	9,52	0,80	1,80	14,72	354
S007-08NO-04P00010R	4x2x1	0,44	2,17	11,06	1,25	1,80	17,16	558
S007-08NO-05P00010R	5x2x1	0,44	2,17	12,09	1,25	1,80	18,19	631
S007-08NO-06P00010R	6x2x1	0,44	2,17	13,20	1,25	1,80	19,30	696
S007-08NO-08P00010R	8x2x1	0,44	2,17	14,86	1,25	1,80	20,96	815
S007-08NO-10P00010R	10x2x1	0,44	2,17	16,88	1,60	1,80	23,68	1072
S007-08NO-12P00010R	12x2x1	0,44	2,17	17,47	1,60	1,80	24,27	1157
S007-08NO-16P00010R	16x2x1	0,44						

**CAVO, ISOLATO IN XLPE, ARMATO SWA, SCHERMATO SU SINGOLO ELEMENTO E SUL TOTALE, NON PROPAGANTE INCENDIO
FLAME RETARDANT, SWA ARMoured, INDIVIDUAL & OVERALL SHIELDED, XLPE INSULATED, INSTRUMENTATION CABLE
XLPE/IS/OS/PVC/SWA/PVC - 300/500V**

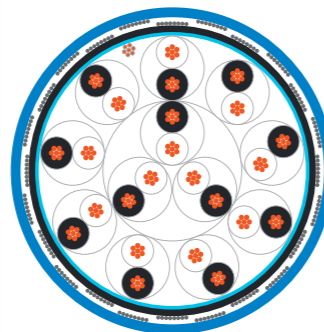
Code	N° cores x cross section	Radial thickness insulation	Core Ø	Inner Sheath Ø	Armour Thickness	Radial thickness outer sheath	Outer diameter	Weight
		mm	mm	mm	mm	mm	mm	Kg/km
S007-08NO-12T00005R	12x3x0,5	0,44	1,78	16,55	1,60	1,80	23,35	1072
S007-08NO-16T00005R	16x3x0,5	0,44	1,78	18,41	1,60	1,80	25,21	1250
S007-08NO-20T00005R	20x3x0,5	0,44	1,78	20,59	1,60	1,83	27,46	1455
S007-08NO-24T00005R	24x3x0,5	0,44	1,78	22,91	1,60	1,91	29,94	1672
S007-08NO-02T00007R	2x3x0,75	0,44	1,99	9,85	0,80	1,80	15,05	370
S007-08NO-04T00007R	4x3x0,75	0,44	1,99	11,47	1,25	1,80	17,57	589
S007-08NO-05T00007R	5x3x0,75	0,44	1,99	12,55	1,25	1,80	18,65	666
S007-08NO-06T00007R	6x3x0,75	0,44	1,99	13,70	1,25	1,80	19,80	735
S007-08NO-08T00007R	8x3x0,75	0,44	1,99	15,43	1,60	1,80	22,23	988
S007-08NO-10T00007R	10x3x0,75	0,44	1,99	17,55	1,60	1,80	24,35	1135
S007-08NO-12T00007R	12x3x0,75	0,44	1,99	18,17	1,60	1,80	24,97	1228
S007-08NO-16T00007R	16x3x0,75	0,44	1,99	20,24	1,60	1,82	27,09	1463
S007-08NO-20T00007R	20x3x0,75	0,44	1,99	22,67	1,60	1,91	29,69	1716
S007-08NO-24T00007R	24x3x0,75	0,44	1,99	25,25	2,00	2,02	33,30	2201
S007-08NO-02T00010R	2x3x1	0,44	2,17	10,53	1,25	1,80	16,63	506
S007-08NO-04T00010R	4x3x1	0,44	2,17	12,28	1,25	1,80	18,38	652
S007-08NO-05T00010R	5x3x1	0,44	2,17	13,46	1,25	1,80	19,56	739
S007-08NO-06T00010R	6x3x1	0,44	2,17	14,71	1,25	1,80	20,81	828
S007-08NO-08T00010R	8x3x1	0,44	2,17	16,60	1,60	1,80	23,40	1102
S007-08NO-10T00010R	10x3x1	0,44	2,17	18,90	1,60	1,80	25,70	1287
S007-08NO-12T00010R	12x3x1	0,44	2,17	19,57	1,60	1,80	26,37	1398
S007-08NO-16T00010R	16x3x1	0,44	2,17	21,83	1,60	1,88	28,79	1680
S007-08NO-20T00010R	20x3x1	0,44	2,17	24,47	1,60	1,97	31,61	1993
S007-08NO-24T00010R	24x3x1	0,44	2,17	27,67	2,00	2,11	35,89	2567
S007-08NO-02T00013R	2x3x1,3	0,44	2,35	11,30	1,25	1,80	17,40	558
S007-08NO-04T00013R	4x3x1,3	0,44	2,35	13,23	1,25	1,80	19,33	728
S007-08NO-05T00013R	5x3x1,3	0,44	2,35	14,51	1,25	1,80	20,61	828
S007-08NO-06T00013R	6x3x1,3	0,44	2,35	15,88	1,60	1,80	22,68	1045
S007-08NO-08T00013R	8x3x1,3	0,44	2,35	17,94	1,60	1,80	24,74	1241
S007-08NO-10T00013R	10x3x1,3	0,44	2,35	20,46	1,60	1,83	27,32	1459
S007-08NO-12T00013R	12x3x1,3	0,44	2,35	21,19	1,60	1,89	28,10	1614
S007-08NO-16T00013R	16x3x1,3	0,44	2,35	23,66	1,60	1,94	30,75	1951
S007-08NO-20T00013R	20x3x1,3	0,44	2,35	26,54	2,00	2,07	34,68	2548
S007-08NO-24T00013R	24x3x1,3	0,44	2,35	30,01	2,00	2,19	38,40	3017
S007-08NO-02T00015R	2x3x1,5	0,44	2,44	11,53	1,25	1,80	17,63	568
S007-08NO-04T00015R	4x3x1,5	0,44	2,44	13,50	1,25	1,80	19,60	755
S007-08NO-05T00015R	5x3x1,5	0,44	2,44	14,81	1,25	1,80	20,91	860
S007-08NO-06T00015R	6x3x1,5	0,44	2,44	16,22	1,60	1,80	23,02	1087
S007-08NO-08T00015R	8x3x1,5	0,44	2,44	18,33	1,60	1,80	25,13	1291
S007-08NO-10T00015R	10x3x1,5	0,44	2,44	20,91	1,60	1,84	27,80	1520
S007-08NO-12T00015R	12x3x1,5	0,44	2,44	21,66	1,60	1,87	28,61	1682
S007-08NO-16T00015R	16x3x1,5	0,44	2,44	24,19	1,60	1,96	31,31	2037
S007-08NO-20T00015R	20x3x1,5	0,44	2,44	27,54	2,00	2,10	35,75	2692
S007-08NO-24T00015R	24x3x1,5	0,44	2,44	30,68	2,00	2,21	39,11	3152
S007-08NO-02T00025R	2x3x2,5	0,53	3,07	13,88	1,25	1,80	19,98	721
S007-08NO-04T00025R	4x3x2,5	0,53	3,07	16,35	1,60	1,80	23,15	1103
S007-08NO-05T00025R	5x3x2,5	0,53	3,07	17,99	1,60	1,80	24,79	1264
S007-08NO-06T00025R	6x3x2,5	0,53	3,07	19,75	1,60	1,80	26,56	1431
S007-08NO-08T00025R	8x3x2,5	0,53	3,07	22,39	1,60	1,90	29,39	1735
S007-08NO-10T00025R	10x3x2,5	0,53	3,07	25,61	2,00	2,04	33,69	2315
S007-08NO-12T00025R	12x3x2,5	0,53	3,07	26,55	2,00	2,07	34,69	2548
S007-08NO-16T00025R	16x3x2,5	0,53	3,07	30,12	2,00	2,19	38,51	3172
S007-08NO-20T00025R	20x3x2,5	0,53	3,07	33,81	2,00	2,32	42,46	3805
S007-08NO-24T00025R	24x3x2,5	0,53	3,07	38,14	2,50	2,51	48,16	4913
S007-08B1-02P00005R	2x2x0,5	0,44	1,78	8,24	0,80	1,80	13,44	295
S007-08B1-04P00005R	4x2x0,5	0,44	1,78	9,52	0,80	1,80	14,72	370
S007-08B1-05P00005R	5x2x0,5	0,44	1,78	10,37	1,25	1,80	16,47	514
S007-08B1-06P00005R	6x2x0,5	0,44	1,78	11,28	1,25	1,80	17,38	564
S007-08B1-08P00005R	8x2x0,5	0,44	1,78	12,65	1,25	1,80	18,75	648
S007-08B1-10P00005R	10x2x0,5	0,44	1,78	14,32	1,25	1,80	20,42	748
S007-08B1-12P00005R	12x2x0,5	0,44	1,78	14,81	1,25	1,80	20,91	802
S007-08B1-16P00005R	16x2x0,5	0,44	1,78	16,45	1,60	1,80	23,25	1051
S007-08B1-20P00005R	20x2x0,5	0,44	1,78	18,37	1,60	1,80	25,17	1219
S007-08B1-24P00005R	24x2x0,5	0,44	1,78	20,41	1,60	1,83	27,27	1378
S007-08B1-02P00007R	2x2x0,75	0,44	1,99	8,93	0,80	1,80	14,13	327

Code	N° cores x cross section	Radial thickness insulation	Core Ø	Inner Sheath Ø	Armour Thickness	Radial thickness outer sheath	Outer diameter	Weight
		mm	mm	mm	mm	mm	mm	Kg/km
S007-08B1-04P00007R	4x2x0,75	0,44	1,99	10,35	1,25	1,80	16,45	517
S007-08B1-05P00007R	5x2x0,75	0,44	1,99	11,30	1,25	1,80	17,40	573
S007-08B1-06P00007R	6x2x0,75	0,44	1,99	12,31	1,25	1,80	18,41	631
S007-08B1-08P00007R	8x2x0,75	0,44	1,99	13,84	1,25	1,80	19,94	738
S007-08B1-10P00007R	10x2x0,75	0,44	1,99	15,70	1,60	1,80	22,50	967
S007-08B1-12P00007R	12x2x0,75	0,44	1,99	16,24	1,60	1,80	23,04	1040
S007-08B1-16P00007R	16x2x0,75	0,44	1,99	18,07	1,60	1,80	24,87	1213
S007-08B1-20P00007R	20x2x0,75	0,44	1,99	20,20	1,60	1,82	27,04	1411
S007-08B1-24P00007R	24x2x0,75	0,44	1,99	22,47	1,60	1,90	29,47	1622
S007-08B1-02P00010R	2x2x1	0,44	2,17	9,52	0,80	1,80	14,72	354
S007-08B1-04P00010R	4x2x1	0,44	2,17	11,06	1,25	1,80	17,16	558
S007-08B1-05P00010R	5x2x1	0,44	2,17	12,09	1,25	1,80	18,19	631
S007-08B1-06P00010R	6x2x1	0,44	2,17	13,20	1,25	1,80	19,30	696
S007-08B1-08P00010R	8x2x1	0,44	2,17	14,86	1,25	1,80	20,96	815
S007-08B1-10P00010R	10x2x1	0,44	2,17	16,88	1,60	1,80	23,68	1072
S007-08B1-12P00010R	12x2x1	0,44	2,17	17,47	1,60	1,80	24,27	1157
S007-08B1-16P00010R	16x2x1	0,44	2,17	19,46	1,60	1,80	26,26	1372
S007-08B1-20P00010R	20x2x1	0,44	2,17	21,78	1,60	1,87	28,73	1605
S007-08B1-24P00010R	24x2x1	0,44	2,17	24,24	1,60	1,96	31,37	1848
S007-08B1-02P00013R	2x2x1,3	0,44	2,35	10,21	1,25	1,80	16,31	483
S007-08B1-04P00013R	4x2x1,3	0,44	2,35	11,90	1,25	1,80	18,00	618
S007-08B1-05P00013R	5x2x1,3	0,44	2,35	13,02	1,25	1,80	19,12	700
S007-08B1-06P00013R	6x2x1,3	0,44	2,35	14,23	1,25	1,80	20,33	783
S007-08B1-08P00013R	8x2x1,3	0,44	2,35	16,04	1,60	1,80	22,84	1041
S007-08B1-10P00013R	10x2x1,3	0,44	2,35	18,26	1,60	1,80	25,06	1215
S007-08B1-12P00013R	12x2x1,3	0,44	2,35	18,90	1,60	1,80	25,70	1287
S007-08B1-16P00013R	16x2x1,3	0,44	2,35	21,08	1,60	1,85	27,98	1573
S007-08B1-20P00013R	20x2x1,3	0,44	2,35	23,61	1,60	1,94	30,69	1847
S007-08B1-24P00013R	24x2x1,3	0,44	2,35	26,31	2,00	2,06	34,44	2374
S007-08B1-02P00015R	2x2x1,5	0,44	2,44	10,40	1,25	1,80	16,50	500
S007-08B1-04P00015R	4x2x1,5	0,44	2,44	12,13	1,25	1,80	18,23	640
S007-08B1-05P00015R	5x2x1,5	0,44	2,44	13,29	1,25	1,80	19,39	715
S007-08B1-06P00015R	6x2x1,5	0,44	2,44	14,53	1,25	1,80	20,63	801
S007-08B1-08P00015R	8x2x1,5	0,44	2,44	16,38	1,60	1,80	23,18	1064
S007-08B1-10P00015R	10x2x1,5	0,44	2,44	18,65	1,60	1,80	25,45	1244
S007-08B1-12P00015R	12x2x1,5	0,44	2,44	19,31	1,60	1,80	26,11	1351
S007-08B1-16P00015R	16x2x1,5	0,44	2,44	21,54	1,60	1,87	28,48	1621
S007-08B1-20P00015R	20x2x1,5	0,44	2,44	24,14	1,60	1,96	31,26	1924
S007-08B1-24P00015R	24x2x1,5	0,44	2,44	26,90	2,00	2,08	35,07	2448
S007-08B1-02P00025R	2x2x2,5	0,53	3,07	12,47	1,25	1,80	18,57	619
S007-08B1-04P00025R	4x2x2,5	0,53	3,07	14,63	1,25	1,80	20,73	809
S007-08B1-05P00025R	5x2x2,5	0,53	3,07	16,08	1,60	1,80	22,88	1051
S007-08B1-06P00025R	6x2x2,5	0,53	3,07	17,63	1,60	1,80	24,43	1168
S007-08B1-08P00025R	8x2x2,5	0,53	3,07	19,95	1,60	1,81	26,78	1402
S007-08B1-10P00025R	10x2x2,5	0,53	3,07	22,78	1,60	1,91	29,80	1673
S007-08B1-12P00025R	12x2x2,5	0,53	3,07	23,61	1,60	1,94	30,69	1833
S007-08B1-16P00025R	16x2x2,5	0,53	3,07	26,39	2,00	2,06	34,52	2462
S007-08B1-20P00025R	20x2x2,5	0,53						

CAVO, ISOLATO IN XLPE, ARMATO SWB, SCHERMATO SUL TOTALE, NON PROPAGANTE INCENDIO
FLAME RETARDANT, SWB ARMoured, OVERALL SHIELDED, XLPE INSULATED, INSTRUMENTATION CABLE
XLPE/OS/PVC/SWB/PVC - 300/500V

CAVO, ISOLATO IN XLPE, ARMATO SWB, SCHERMATO SUL TOTALE, NON PROPAGANTE INCENDIO
FLAME RETARDANT, SWB ARMoured, OVERALL SHIELDED, XLPE INSULATED, INSTRUMENTATION CABLE
XLPE/OS/PVC/SWB/PVC - 300/500V

CONSTRUCTION SPECIFICATIONS



CONDUCTOR:
Plain annealed Copper, stranding to class 2 (IEC 60228)
INSULATION:
XLPE (Cross-linked polyethylene)
WRAPPING:
PET TAPE 23µm
OVERALL SHIELD:
Tinned copper drain wire 0,5 mm2 (7/0,30) + AL/PET TAPE 25/23µm
INNER SHEATH:
PVC (Polyvinylchloride)
ARMOURING:
Galvanized Steel Wire Braid
OUTER SHEATH:
PVC (Polyvinylchloride)

- N.I.S application
- I.S application

APPLICATIONS: In the Oil & Gas market and especially in the production of gas or petrochemical products, there are needs of continous process control systems to control, measure, regulate and record the different process parameters. Intrumentation and signal cables are in the heart of thISnetwork and to ensure the reliability of the data to be transmitted, they must be adapted to the applications and enviroments where they are used.

APPLICABLE STANDARD

	CONSTRUCTION	EN 50288-7
	CONDUCTOR	IEC 60228
	FLAME RETARDANT	IEC 60332-1
	FIRE PROPAGATION	IEC 60332-3

DIMENSIONAL & ELECTRICAL PROPERTIES

	OPERATIONG VOLTAGE	300/500 V
	TESTING VOLTAGE	2000 V
	CONDUCTOR TEMP.	90 °C
	SHORT-CIRCUIT TEMP.	250 °C
	ENVIRONMENTAL TEMP.	-20/+70 °C
	INSTALLATION TEMP.	-5/+50 °C

MARKING: <Year> EUROCAVI - XLPE/OS/PVC/SWB/PVC - 300/500V - N° of cores x Cross-section - IEC 60332-3 <Work Order #> - Meter Marking # - CE

Code	N° cores x cross section	Radial thickness insulation	Core Ø	Inner Sheath Ø	Armour Thickness	Radial thickness outer sheath	Outer diameter	Weight
		mm	mm	mm	mm	mm	mm	Kg/km
S008-07NO-01P00005R	1x2x0,5	0,44	1,78	5,71	0,30	1,80	10,06	166
S008-07NO-02P00005R	2x2x0,5	0,44	1,78	7,99	0,30	1,80	12,34	205
S008-07NO-04P00005R	4x2x0,5	0,44	1,78	9,22	0,30	1,80	13,57	255
S008-07NO-05P00005R	5x2x0,5	0,44	1,78	10,03	0,30	1,80	14,38	283
S008-07NO-06P00005R	6x2x0,5	0,44	1,78	10,91	0,30	1,80	15,26	314
S008-07NO-08P00005R	8x2x0,5	0,44	1,78	12,22	0,30	1,80	16,57	365
S008-07NO-10P00005R	10x2x0,5	0,44	1,78	13,83	0,30	1,80	18,18	423
S008-07NO-12P00005R	12x2x0,5	0,44	1,78	14,30	0,30	1,80	18,65	458
S008-07NO-16P00005R	16x2x0,5	0,44	1,78	15,87	0,30	1,80	20,22	541
S008-07NO-20P00005R	20x2x0,5	0,44	1,78	17,71	0,30	1,80	22,06	630
S008-07NO-24P00005R	24x2x0,5	0,44	1,78	19,67	0,30	1,80	24,02	724
S008-07NO-01P00007R	1x2x0,75	0,44	1,99	6,13	0,30	1,80	10,48	183
S008-07NO-02P00007R	2x2x0,75	0,44	1,99	8,68	0,30	1,80	13,03	229
S008-07NO-04P00007R	4x2x0,75	0,44	1,99	10,05	0,30	1,80	14,40	292
S008-07NO-05P00007R	5x2x0,75	0,44	1,99	10,96	0,30	1,80	15,31	329
S008-07NO-06P00007R	6x2x0,75	0,44	1,99	11,94	0,30	1,80	16,29	366
S008-07NO-08P00007R	8x2x0,75	0,44	1,99	13,41	0,30	1,80	17,76	431
S008-07NO-10P00007R	10x2x0,75	0,44	1,99	15,21	0,30	1,80	19,56	505
S008-07NO-12P00007R	12x2x0,75	0,44	1,99	15,73	0,30	1,80	20,08	552
S008-07NO-16P00007R	16x2x0,75	0,44	1,99	17,49	0,30	1,80	21,84	661
S008-07NO-20P00007R	20x2x0,75	0,44	1,99	19,55	0,30	1,80	23,90	779
S008-07NO-24P00007R	24x2x0,75	0,44	1,99	21,73	0,40	1,80	26,33	954
S008-07NO-01P00010R	1x2x1	0,44	2,17	6,49	0,30	1,80	10,84	199
S008-07NO-02P00010R	2x2x1	0,44	2,17	9,27	0,30	1,80	13,62	252
S008-07NO-04P00010R	4x2x1	0,44	2,17	10,77	0,30	1,80	15,12	328
S008-07NO-05P00010R	5x2x1	0,44	2,17	11,76	0,30	1,80	16,11	371
S008-07NO-06P00010R	6x2x1	0,44	2,17	12,83	0,30	1,80	17,18	416
S008-07NO-08P00010R	8x2x1	0,44	2,17	14,43	0,30	1,80	18,78	495
S008-07NO-10P00010R	10x2x1	0,44	2,17	16,39	0,30	1,80	20,74	583
S008-07NO-12P00010R	12x2x1	0,44	2,17	16,96	0,30	1,80	21,31	642
S008-07NO-16P00010R	16x2x1	0,44	2,17	18,88	0,30	1,80	23,23	779
S008-07NO-20P00010R	20x2x1	0,44	2,17	21,12	0,40	1,80	25,72	975
S008-07NO-24P00010R	24x2x1	0,44	2,17	23,51	0,40	1,80	28,23	1140
S008-07NO-01P00015R	1x2x1,5	0,44	2,44	7,03	0,30	1,80	11,38	225
S008-07NO-02P00015R	2x2x1,5	0,44	2,44	10,16	0,30	1,80	14,51	288
S008-07NO-04P00015R	4x2x1,5	0,44	2,44	11,84	0,30	1,80	16,19	387
S008-07NO-05P00015R	5x2x1,5	0,44	2,44	12,96	0,30	1,80	17,31	443
S008-07NO-06P00015R	6x2x1,5	0,44	2,44	14,16	0,30	1,80	18,51	500
S008-07NO-08P00015R	8x2x1,5	0,44	2,44	15,96	0,30	1,80	20,31	601
S008-07NO-10P00015R	10x2x1,5	0,44	2,44	18,16	0,30	1,80	22,51	717
S008-07NO-12P00015R	12x2x1,5	0,44	2,44	18,80	0,30	1,80	23,15	797
S008-07NO-16P00015R	16x2x1,5	0,44	2,44	20,96	0,40	1,80	25,56	1031
S008-07NO-20P00015R	20x2x1,5	0,44	2,44	23,48	0,40	1,80	28,20	1239
S008-07NO-24P00015R	24x2x1,5	0,44	2,44	26,16	0,40	1,95	31,07	1462
S008-07NO-01P00025R	1x2x2,5	0,53	3,07	8,29	0,30	1,80	12,64	286
S008-07NO-02P00025R	2x2x2,5	0,53	3,07	12,22	0,30	1,80	16,57	371
S008-07NO-04P00025R	4x2x2,5	0,53	3,07	14,34	0,30	1,80	18,69	521
S008-07NO-05P00025R	5x2x2,5	0,53	3,07	15,75	0,30	1,80	20,10	605
S008-07NO-06P00025R	6x2x2,5	0,53	3,07	17,26	0,30	1,80	21,61	692
S008-07NO-08P00025R	8x2x2,5	0,53	3,07	19,52	0,30	1,80	23,87	844
S008-07NO-10P00025R	10x2x2,5	0,53	3,07	22,29	0,40	1,82	26,93	1078
S008-07NO-12P00025R	12x2x2,5	0,53	3,07	23,10	0,40	1,84	27,79	1213
S008-07NO-16P00025R	16x2x2,5	0,53	3,07	25,82	0,40	1,94	30,70	1526
S008-07NO-20P00025R	20x2x2,5	0,53	3,07	29,39	0,40	2,06	34,52	1901
S008-07NO-24P00025R	24x2x2,5	0,53	3,07	32,76	0,40	2,18	38,13	2269

Code	N° cores x cross section	Radial thickness insulation	Core Ø	Inner Sheath Ø	Armour Thickness	Radial thickness outer sheath	Outer diameter	Weight
		mm	mm	mm	mm	mm	mm	Kg/km
S008-07NO-01T00005R	1x3x0,5	0,44	1,78	6,00	0,30	1,80	10,35	180
S008-07NO-02T00005R	2x3x0,5	0,44	1,78	8,81	0,30	1,80	13,16	234
S008-07NO-04T00005R	4x3x0,5	0,44	1,78	10,21	0,30	1,80	14,56	300
S008-07NO-05T00005R	5x3x0,5	0,44	1,78	11,14	0,30	1,80	15,49	337
S008-07NO-06T00005R	6x3x0,5	0,44	1,78	12,14	0,30	1,80	16,49	376
S008-07NO-08T00005R	8x3x0,5	0,44	1,78	13,64	0,30	1,80	17,99	443
S008-07NO-10T00005R	10x3x0,5	0,44	1,78	15,47	0,30	1,80	19,82	520
S008-07NO-12T00005R	12x3x0,5	0,44	1,78	16,01	0,30	1,80	20,36	569
S008-07NO-16T00005R	16x3x0,5	0,44	1,78	17,81	0,30	1,80	22,16	683
S008-07NO-20T00005R	20x3x0,5	0,44	1,78	19,90	0,30	1,80	24,25	805
S008-07NO-24T00005R	24x3x0,5	0,44	1,78	22,13	0,40	1,81	26,75	987
S008-07NO-01T00007R	1x3x0,75	0,44	1,99	6,45	0,30	1,80	10,80	201
S008-07NO-02T00007R	2x3x0,75	0,44	1,99	9,59	0,30	1,80	13,94	265
S008-07NO-04T00007R	4x3x0,75	0,44	1,99	11,15	0,30	1,80	15,50	350
S008-07NO-05T00007R	5x3x0,75	0,44	1,99	12,20	0,30	1,80	16,55	398
S008-07NO-06T00007R	6x3x0,75	0,44	1,99	13,31	0,30	1,80	17,66	448
S008-07NO-08T00007R	8x3x0,75	0,44	1,99	14,99	0,30	1,80	19,34	535
S008-07NO-10T00007R	10x3x0,75	0,44	1,99	17,03	0,30	1,80	21,38	633
S008-07NO-12T00007R	12x3x0,75	0,44	1,99	17,63	0,30	1,80	21,98	700
S008-07NO-16T00007R	16x3x0,75	0,44	1,99	19,63	0,30	1,80	23,98	853
S008-07NO-20T00007R	20x3x0,75	0,44	1,99	21,98	0,40	1,80	26,59	1070
S008-07NO-24T00007R	24x3x0,75	0,44	1,99	24,47	0,40	1,89	29,26	1257
S008-07NO-01T00010R	1x3x1	0,44	2,17	6,84	0,30	1,80	11,19	221
S008-07NO-02T00010R	2x3x1	0,44	2,17	10,27	0,30	1,80	14,62	295
S008-07NO-04T00010R	4x3x1	0,44	2,17	11,97	0,30	1,80	16,32	399
S008-07NO-05T00010R	5x3x1	0,44	2,17	13,11	0,30	1,80	17,46	457
S008-07NO-06T00010R	6x3x1	0,44	2,17	14,32	0,30	1,80	18,67	517
S008-07NO-08T00010R	8x3x1	0,44	2,17	16,15	0,30	1,80	20,50	623
S008-07NO-10T00010R	10x3x1	0,44	2,17	18,38	0,30	1,80	22,73	743
S008-07NO-12T00010R	12x3x1	0,44	2,17	19,03	0,30	1,80	23,38	828
S008-07NO-16T00010R	16x3x1	0,44	2,17	21,22	0,40	1,80	25,82	1072
S008-07NO-20T00010R	20x3x1	0,44	2,17	23,78	0,40	1,87	28,52	1291
S008-07NO-24T00010R	24x3x1	0,44	2,17	26,49	0,40	1,96	31,42	1524
S008-07NO-01T00013R	1x3x1,3	0,44	2,35	7,29	0,30	1,80	11,64	246
S008-07NO-02T00013R	2x3x1,3	0,44	2,35	11,06	0,30	1,80	15,41	332
S008-07NO-04T00013R	4x3x1,3	0,44	2,35	12,93	0,30	1,80	17,24	461
S008-07NO-05T00013R	5x3x1,3	0,44	2,35	14,18	0,30	1,80	18,53	533
S008-07NO-06T00013R	6x3x1,3	0,44	2,35	15,52	0,30	1,80	19,87	607
S008-07NO-08T00013R	8x3x1,3	0,44	2,35	17,52	0,30	1,80	21,87	738
S008-07NO-10T00013R	10x3x1,3	0,44	2,35	19,97	0,30	1,80	24,32	888
S008-07NO-12T00013R	12x3x1,3	0,44	2,35	20,68	0,40	1,80	25,28	1047
S008-07NO-16T00013R	16x3x1,3	0,44	2,35	23,09	0,40	1,84	27,78	1303
S008-07NO-20T00013R	20x3x1,3	0,44	2,35	25,90	0,40	1,94	30,79	1585
S008-07NO-24T00013R	24x3x1,3	0,44	2,35	29,28	0,40	2,06	34,04	1918
S008-07NO-01T00015R	1x3x1,5	0,44						

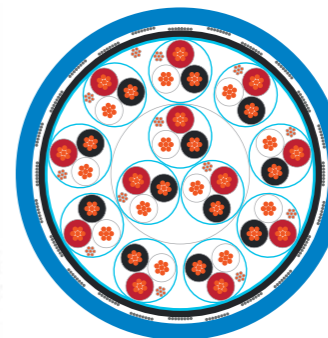
CAVO, ISOLATO IN XLPE, ARMATO SWB, SCHERMATO SUL TOTALE, NON PROPAGANTE INCENDIO
FLAME RETARDANT, SWB ARMoured, OVERALL SHIELDED, XLPE INSULATED, INSTRUMENTATION CABLE
XLPE/OS/PVC/SWB/PVC - 300/500V

Code	N° cores x cross section	Radial thickness insulation	Core Ø	Inner Sheath Ø	Armour Thickness	Radial thickness outer sheath	Outer diameter	Weight
		mm	mm	mm	mm	mm	mm	Kg/km
S008-07B1-20P00025R	20x2x2,5	0,53	3,07	29,39	0,40	2,06	34,52	1901
S008-07B1-24P00025R	24x2x2,5	0,53	3,07	32,76	0,40	2,18	38,13	2269
S008-07B1-01T00005R	1x3x0,5	0,44	1,78	6,00	0,30	1,80	10,35	180
S008-07B1-02T00005R	2x3x0,5	0,44	1,78	8,81	0,30	1,80	13,16	234
S008-07B1-04T00005R	4x3x0,5	0,44	1,78	10,21	0,30	1,80	14,56	300
S008-07B1-05T00005R	5x3x0,5	0,44	1,78	11,14	0,30	1,80	15,49	337
S008-07B1-06T00005R	6x3x0,5	0,44	1,78	12,14	0,30	1,80	16,49	376
S008-07B1-08T00005R	8x3x0,5	0,44	1,78	13,64	0,30	1,80	17,99	443
S008-07B1-10T00005R	10x3x0,5	0,44	1,78	15,47	0,30	1,80	19,82	520
S008-07B1-12T00005R	12x3x0,5	0,44	1,78	16,01	0,30	1,80	20,36	569
S008-07B1-16T00005R	16x3x0,5	0,44	1,78	17,81	0,30	1,80	22,16	683
S008-07B1-20T00005R	20x3x0,5	0,44	1,78	19,90	0,30	1,80	24,25	805
S008-07B1-24T00005R	24x3x0,5	0,44	1,78	22,13	0,40	1,81	26,75	987
S008-07B1-01T00007R	1x3x0,75	0,44	1,99	6,45	0,30	1,80	10,80	201
S008-07B1-02T00007R	2x3x0,75	0,44	1,99	9,59	0,30	1,80	13,94	265
S008-07B1-04T00007R	4x3x0,75	0,44	1,99	11,15	0,30	1,80	15,50	350
S008-07B1-05T00007R	5x3x0,75	0,44	1,99	12,20	0,30	1,80	16,55	398
S008-07B1-06T00007R	6x3x0,75	0,44	1,99	13,31	0,30	1,80	17,66	448
S008-07B1-08T00007R	8x3x0,75	0,44	1,99	14,99	0,30	1,80	19,34	535
S008-07B1-10T00007R	10x3x0,75	0,44	1,99	17,03	0,30	1,80	21,38	633
S008-07B1-12T00007R	12x3x0,75	0,44	1,99	17,63	0,30	1,80	21,98	700
S008-07B1-16T00007R	16x3x0,75	0,44	1,99	19,63	0,30	1,80	23,98	853
S008-07B1-20T00007R	20x3x0,75	0,44	1,99	21,98	0,40	1,80	26,59	1070
S008-07B1-24T00007R	24x3x0,75	0,44	1,99	24,47	0,40	1,89	29,26	1257
S008-07B1-01T00010R	1x3x1	0,44	2,17	6,84	0,30	1,80	11,19	221
S008-07B1-02T00010R	2x3x1	0,44	2,17	10,27	0,30	1,80	14,62	295
S008-07B1-04T00010R	4x3x1	0,44	2,17	11,97	0,30	1,80	16,32	399
S008-07B1-05T00010R	5x3x1	0,44	2,17	13,11	0,30	1,80	17,46	457
S008-07B1-06T00010R	6x3x1	0,44	2,17	14,32	0,30	1,80	18,67	517
S008-07B1-08T00010R	8x3x1	0,44	2,17	16,15	0,30	1,80	20,50	623
S008-07B1-10T00010R	10x3x1	0,44	2,17	18,38	0,30	1,80	22,73	743
S008-07B1-12T00010R	12x3x1	0,44	2,17	19,03	0,30	1,80	23,38	828
S008-07B1-16T00010R	16x3x1	0,44	2,17	21,22	0,40	1,80	25,82	1072
S008-07B1-20T00010R	20x3x1	0,44	2,17	23,78	0,40	1,87	28,52	1291

Code	N° cores x cross section	Radial thickness insulation	Core Ø	Inner Sheath Ø	Armour Thickness	Radial thickness outer sheath	Outer diameter	Weight
		mm	mm	mm	mm	mm	mm	Kg/km
S008-07B1-24T00010R	24x3x1	0,44	2,17	26,49	0,40	1,96	31,42	1524
S008-07B1-01T00013R	1x3x1,3	0,44	2,35	7,29	0,30	1,80	11,64	246
S008-07B1-02T00013R	2x3x1,3	0,44	2,35	11,06	0,30	1,80	15,41	332
S008-07B1-04T00013R	4x3x1,3	0,44	2,35	12,93	0,30	1,80	17,24	461
S008-07B1-05T00013R	5x3x1,3	0,44	2,35	14,18	0,30	1,80	18,53	533
S008-07B1-06T00013R	6x3x1,3	0,44	2,35	15,52	0,30	1,80	19,87	607
S008-07B1-08T00013R	8x3x1,3	0,44	2,35	17,52	0,30	1,80	21,87	738
S008-07B1-10T00013R	10x3x1,3	0,44	2,35	19,97	0,30	1,80	24,32	888
S008-07B1-12T00013R	12x3x1,3	0,44	2,35	20,68	0,40	1,80	25,28	1047
S008-07B1-16T00013R	16x3x1,3	0,44	2,35	23,09	0,40	1,84	27,78	1303
S008-07B1-20T00013R	20x3x1,3	0,44	2,35	25,90	0,40	1,94	30,79	1585
S008-07B1-24T00013R	24x3x1,3	0,44	2,35	29,28	0,40	2,06	34,04	1918
S008-07B1-01T00015R	1x3x1,5	0,44	2,44	7,42	0,30	1,80	11,77	253
S008-07B1-02T00015R	2x3x1,5	0,44	2,44	11,29	0,30	1,80	15,64	343
S008-07B1-04T00015R	4x3x1,5	0,44	2,44	13,21	0,30	1,80	17,56	480
S008-07B1-05T00015R	5x3x1,5	0,44	2,44	14,48	0,30	1,80	18,83	556
S008-07B1-06T00015R	6x3x1,5	0,44	2,44	15,85	0,30	1,80	20,20	634
S008-07B1-08T00015R	8x3x1,5	0,44	2,44	17,91	0,30	1,80	22,26	774
S008-07B1-10T00015R	10x3x1,5	0,44	2,44	20,42	0,40	1,80	25,02	982
S008-07B1-12T00015R	12x3x1,5	0,44	2,44	21,15	0,40	1,80	25,75	1101
S008-07B1-16T00015R	16x3x1,5	0,44	2,44	23,62	0,40	1,86	28,35	1376
S008-07B1-20T00015R	20x3x1,5	0,44	2,44	26,50	0,40	1,96	31,43	1676
S008-07B1-24T00015R	24x3x1,5	0,44	2,44	29,96	0,40	2,08	35,13	2031
S008-07B1-01T00025R	1x3x2,5	0,53	3,07	8,78	0,30	1,80	13,13	330
S008-07B1-02T00025R	2x3x2,5	0,53	3,07	13,64	0,30	1,80	17,99	453
S008-07B1-04T00025R	4x3x2,5	0,53	3,07	16,05	0,30	1,80	20,40	664
S008-07B1-05T00025R	5x3x2,5	0,53	3,07	17,66	0,30	1,80	22,01	780
S008-07B1-06T00025R	6x3x2,5	0,53	3,07	19,38	0,30	1,80	23,73	900
S008-07B1-08T00025R	8x3x2,5	0,53	3,07	21,97	0,40	1,80	26,58	1168
S008-07B1-10T00025R	10x3x2,5	0,53	3,07	25,13	0,40	1,91	29,96	1442
S008-07B1-12T00025R	12x3x2,5	0,53	3,07	26,05	0,40	1,95	30,95	1640
S008-07B1-16T00025R	16x3x2,5	0,53	3,07	29,55	0,40	2,07	34,69	2128
S008-07B1-20T00025R	20x3x2,5	0,53	3,07	33,17	0,40	2,20	38,57	2623
S008-07B1-24T00025R	24x3x2,5	0,53	3,07	37,01	0,40	2,33	42,68	3156

CAVO, ISOLATO IN XLPE, ARMATO SWB, SCHERMATO SU SINGOLO ELEMENTO E SUL TOTALE, NON PROPAGANTE INCENDIO
FLAME RETARDANT, SWB ARMoured, INDIVIDUAL & OVERALL SHIELDED, XLPE INSULATED, INSTRUMENTATION CABLE
XLPE/IS/OS/PVC/SWB/PVC - 300/500V

CONSTRUCTION SPECIFICATIONS



CONDUCTOR:
Plain annealed Copper, stranding to class 2 (IEC 60228)
INSULATION:
XLPE (Cross-linked polyethylene)
WRAPPING:
PET TAPE 23µm
INDIVIDUAL SHIELD:
Tinned copper drain wire 0,5 mm2 (7/0,30) + AL/PET TAPE 25/23µm
WRAPPING:
PET TAPE 23µm
OVERALL SHIELD:
Tinned copper drain wire 0,5 mm2 (7/0,30) + AL/PET TAPE 25/23µm
INNER SHEATH:
PVC (Polyvinylchloride)
ARMOURING:
Galvanized Steel Wire Braid
OUTER SHEATH:
PVC (Polyvinylchloride)

- N.I.S application
- I.S application

APPLICATIONS: In the Oil & Gas market and especially in the production of gas or petrochemical products, there are needs of continuous process control systems to control, measure, regulate and record the different process parameters. Instrumentation and signal cables are in the heart of this network and to ensure the reliability of the data to be transmitted, they must be adapted to the applications and environments where they are used.

APPLICABLE STANDARD

	CONSTRUCTION	EN 50288-7
	CONDUCTOR	IEC 60228
	FLAME RETARDANT	IEC 60332-1
	FIRE PROPAGATION	IEC 60332-3

DIMENSIONAL & ELECTRICAL PROPERTIES

	OPERATING VOLTAGE	300/500 V
	TESTING VOLTAGE	2000 V
	CONDUCTOR TEMP.	90 °C
	SHORT-CIRCUIT TEMP.	250 °C
	ENVIRONMENTAL TEMP.	-20/+70 °C
	INSTALLATION TEMP.	-5/+50 °C

MARKING: <Year> EUROCAVI - XLPE/IS/OS/PVC/SWB/PVC - 300/500V - N° of cores x Cross-section - IEC 60332-3 <Work Order #> - Meter Marking # - CE

Code	N° cores x cross section	Radial thickness insulation	Core Ø	Inner Sheath Ø	Armour Thickness	Radial thickness outer sheath	Outer diameter	Weight
		mm	mm	mm	mm	mm	mm	Kg/km
S009-08NO-02P00005R	2x2x0,5	0,44	1,78	8,24	0,30	1,80	12,59	222
S009-08NO-04P00005R	4x2x0,5	0,44	1,78	9,52	0,30	1,80	13,87	285
S009-08NO-05P00005R	5x2x0,5	0,44	1,78	10,37	0,30	1,80	14,72	320
S009-08NO-06P00005R	6x2x0,5	0,44	1,78	11,28	0,30	1,80	15,63	357
S009-08NO-08P00005R	8x2x0,5	0,44	1,78	12,65	0,30	1,80	17,00	421
S009-08NO-10P00005R	10x2x0,5	0,44	1,78	14,32	0,30	1,80	18,67	493
S009-08NO-12P00005R	12x2x0,5	0,44	1,78	14,81	0,30	1,80	19,16	541
S009-08NO-16P00005R	16x2x0,5	0,44	1,78	16,45	0,30	1,80	20,80	650
S009-08NO-20P00005R	20x2x0,5	0,44	1,78	18,37	0,30	1,80	22,72	767
S009-08NO-24P00005R	24x2x0,5	0,44	1,78	20,41	0,40	1,80	25,01	938
S009-08NO-02P00007R	2x2x0,75	0,44	1,99	8,93	0,30	1,80	13,28	247
S009-08NO-04P00007R	4x2x0,75	0,44	1,99	10,35	0,30	1,80	14,70	323
S009-08NO-05P00007R	5x2x0,75	0,44	1,99	11,30	0,30	1,80	15,65	366
S009-08NO-06P00007R	6x2x0,75	0,44	1,99	12,31	0,30	1,80	16,66	411
S009-08NO-08P00007R	8x2x0,75	0,44	1,99	13,84	0,30	1,80	18,19	489
S009-08NO-10P00007R	10x2x0,75	0,44	1,99	15,70	0,30	1,80	20,05	577
S009-08NO-12P00007R	12x2x0,75	0,44	1,99	16,24	0,30	1,80	20,59	637
S009-08NO-16P00007R	16x2x0,75	0,44	1,99	18,07	0,30	1,80	22,42	774
S009-08NO-20P00007R	20x2x0,75	0,44	1,99	20,20	0,40	1,80	24,80	970
S009-08NO-24P00007R	24x2x0,75	0,44	1,99	22,47	0,40	1,82	27,12	1129
S009-08NO-02P00010R	2x2x1	0,44	2,17	9,52	0,30	1,80	13,87	269
S009-08NO-04P00010R	4x2x1	0,44	2,17	11,06	0,30	1,80	15,41	359
S009-08NO-05P00010R	5x2x1	0,44	2,17	12,09	0,30	1,80	16,44	410
S009-08NO-06P00010R	6x2x1	0,44	2,17	13,20	0,30	1,80	17,55	462
S009-08NO-08P00010R	8x2x1	0,44	2,17	14,86	0,30	1,80	19,21	554
S009-08NO-10P00010R	10x2x1	0,44	2,17	16,88	0,30	1,80	21,21	658
S009-08NO-12P00010R	12x2x1	0,44	2,17	17,47	0,30	1,80	21,82	730
S009-08NO-16P00010R	16x2x1	0,44	2,17	19,46	0,30	1,80		

**CAVO, ISOLATO IN XLPE, ARMATO SWB, SCHERMATO SU SINGOLO ELEMENTO E SUL TOTALE, NON PROPAGANTE INCENDIO
FLAME RETARDANT, SWB ARMoured, INDIVIDUAL & OVERALL SHIELDED, XLPE INSULATED, INSTRUMENTATION CABLE
XLPE/IS/OS/PVC/SWB/PVC - 300/500V**

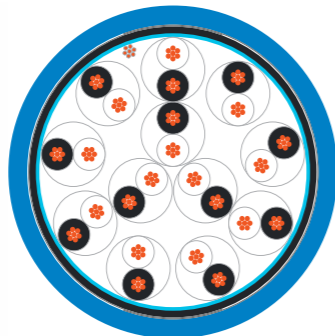
Code	N° cores x cross section	Radial thickness insulation	Core Ø	Inner Sheath Ø	Armour Thickness	Radial thickness outer sheath	Outer diameter	Weight
		mm	mm	mm	mm	mm	mm	Kg/km
S009-08NO-12T00005R	12x3x0,5	0,44	1,78	16,55	0,30	1,80	20,90	656
S009-08NO-16T00005R	16x3x0,5	0,44	1,78	18,41	0,30	1,80	22,76	799
S009-08NO-20T00005R	20x3x0,5	0,44	1,78	20,59	0,40	1,80	25,19	1000
S009-08NO-24T00005R	24x3x0,5	0,44	1,78	22,91	0,40	1,84	27,59	1166
S009-08NO-02T00007R	2x3x0,75	0,44	1,99	9,85	0,30	1,80	14,20	283
S009-08NO-04T00007R	4x3x0,75	0,44	1,99	11,47	0,30	1,80	15,82	383
S009-08NO-05T00007R	5x3x0,75	0,44	1,99	12,55	0,30	1,80	16,90	438
S009-08NO-06T00007R	6x3x0,75	0,44	1,99	13,70	0,30	1,80	18,05	495
S009-08NO-08T00007R	8x3x0,75	0,44	1,99	15,43	0,30	1,80	19,78	596
S009-08NO-10T00007R	10x3x0,75	0,44	1,99	17,55	0,30	1,80	21,90	710
S009-08NO-12T00007R	12x3x0,75	0,44	1,99	18,17	0,30	1,80	22,52	791
S009-08NO-16T00007R	16x3x0,75	0,44	1,99	20,24	0,40	1,80	24,84	1022
S009-08NO-20T00007R	20x3x0,75	0,44	1,99	22,67	0,40	1,83	27,33	1225
S009-08NO-24T00007R	24x3x0,75	0,44	1,99	25,25	0,40	1,92	30,09	1445
S009-08NO-02T00010R	2x3x1	0,44	2,17	10,53	0,30	1,80	14,88	313
S009-08NO-04T00010R	4x3x1	0,44	2,17	12,28	0,30	1,80	16,63	432
S009-08NO-05T00010R	5x3x1	0,44	2,17	13,46	0,30	1,80	17,81	497
S009-08NO-06T00010R	6x3x1	0,44	2,17	14,71	0,30	1,80	19,06	565
S009-08NO-08T00010R	8x3x1	0,44	2,17	16,60	0,30	1,80	20,95	686
S009-08NO-10T00010R	10x3x1	0,44	2,17	18,90	0,30	1,80	23,25	822
S009-08NO-12T00010R	12x3x1	0,44	2,17	19,57	0,30	1,80	23,92	922
S009-08NO-16T00010R	16x3x1	0,44	2,17	21,83	0,40	1,80	26,43	1198
S009-08NO-20T00010R	20x3x1	0,44	2,17	24,47	0,40	1,89	29,26	1452
S009-08NO-24T00010R	24x3x1	0,44	2,17	27,67	0,40	2,00	32,68	1755
S009-08NO-02T00013R	2x3x1,3	0,44	2,35	11,30	0,30	1,80	15,65	350
S009-08NO-04T00013R	4x3x1,3	0,44	2,35	13,23	0,30	1,80	17,58	495
S009-08NO-05T00013R	5x3x1,3	0,44	2,35	14,51	0,30	1,80	18,86	574
S009-08NO-06T00013R	6x3x1,3	0,44	2,35	15,88	0,30	1,80	20,23	656
S009-08NO-08T00013R	8x3x1,3	0,44	2,35	17,94	0,30	1,80	22,29	802
S009-08NO-10T00013R	10x3x1,3	0,44	2,35	20,46	0,40	1,80	25,06	1019
S009-08NO-12T00013R	12x3x1,3	0,44	2,35	21,19	0,40	1,80	25,79	1145
S009-08NO-16T00013R	16x3x1,3	0,44	2,35	23,66	0,40	1,86	28,39	1436
S009-08NO-20T00013R	20x3x1,3	0,44	2,35	26,54	0,40	1,96	31,47	1751
S009-08NO-24T00013R	24x3x1,3	0,44	2,35	30,01	0,40	2,09	35,19	2124
S009-08NO-02T00015R	2x3x1,5	0,44	2,44	11,53	0,30	1,80	15,88	362
S009-08NO-04T00015R	4x3x1,5	0,44	2,44	13,50	0,30	1,80	17,85	514
S009-08NO-05T00015R	5x3x1,5	0,44	2,44	14,81	0,30	1,80	19,16	598
S009-08NO-06T00015R	6x3x1,5	0,44	2,44	16,22	0,30	1,80	20,57	684
S009-08NO-08T00015R	8x3x1,5	0,44	2,44	18,33	0,30	1,80	22,68	838
S009-08NO-10T00015R	10x3x1,5	0,44	2,44	20,91	0,40	1,80	25,51	1066
S009-08NO-12T00015R	12x3x1,5	0,44	2,44	21,66	0,40	1,80	26,26	1199
S009-08NO-16T00015R	16x3x1,5	0,44	2,44	24,19	0,40	1,88	28,96	1510
S009-08NO-20T00015R	20x3x1,5	0,44	2,44	27,54	0,40	2,00	32,54	1879
S009-08NO-24T00015R	24x3x1,5	0,44	2,44	30,68	0,40	2,11	35,90	2239
S009-08NO-02T00025R	2x3x2,5	0,53	3,07	13,88	0,30	1,80	18,23	473
S009-08NO-04T00025R	4x3x2,5	0,53	3,07	16,35	0,30	1,80	20,70	701
S009-08NO-05T00025R	5x3x2,5	0,53	3,07	17,99	0,30	1,80	22,34	826
S009-08NO-06T00025R	6x3x2,5	0,53	3,07	19,75	0,30	1,80	24,10	955
S009-08NO-08T00025R	8x3x2,5	0,53	3,07	22,39	0,40	1,82	27,03	1241
S009-08NO-10T00025R	10x3x2,5	0,53	3,07	25,61	0,40	1,93	30,48	1537
S009-08NO-12T00025R	12x3x2,5	0,53	3,07	26,55	0,40	1,96	31,48	1752
S009-08NO-16T00025R	16x3x2,5	0,53	3,07	30,12	0,40	2,09	35,30	2280
S009-08NO-20T00025R	20x3x2,5	0,53	3,07	33,81	0,40	2,22	39,25	2817
S009-08NO-24T00025R	24x3x2,5	0,53	3,07	38,14	0,40	2,37	43,88	3441
S009-08B1-02P00005R	2x2x0,5	0,44	1,78	8,24	0,30	1,80	12,59	222
S009-08B1-04P00005R	4x2x0,5	0,44	1,78	9,52	0,30	1,80	13,87	285
S009-08B1-05P00005R	5x2x0,5	0,44	1,78	10,37	0,30	1,80	14,72	320
S009-08B1-06P00005R	6x2x0,5	0,44	1,78	11,28	0,30	1,80	15,63	357
S009-08B1-08P00005R	8x2x0,5	0,44	1,78	12,65	0,30	1,80	17,00	421
S009-08B1-10P00005R	10x2x0,5	0,44	1,78	14,32	0,30	1,80	18,67	493
S009-08B1-12P00005R	12x2x0,5	0,44	1,78	14,81	0,30	1,80	19,16	541
S009-08B1-16P00005R	16x2x0,5	0,44	1,78	16,45	0,30	1,80	20,80	650
S009-08B1-20P00005R	20x2x0,5	0,44	1,78	18,37	0,30	1,80	22,72	767
S009-08B1-24P00005R	24x2x0,5	0,44	1,78	20,41	0,40	1,80	25,01	938
S009-08B1-02P00007R	2x2x0,75	0,44	1,99	8,93	0,30	1,80	13,28	247

Code	N° cores x cross section	Radial thickness insulation	Core Ø	Inner Sheath Ø	Armour Thickness	Radial thickness outer sheath	Outer diameter	Weight
		mm	mm	mm	mm	mm	mm	Kg/km
S009-08B1-04P00007R	4x2x0,75	0,44	1,99	10,35	0,30	1,80	14,70	323
S009-08B1-05P00007R	5x2x0,75	0,44	1,99	11,30	0,30	1,80	15,65	366
S009-08B1-06P00007R	6x2x0,75	0,44	1,99	12,31	0,30	1,80	16,66	411
S009-08B1-08P00007R	8x2x0,75	0,44	1,99	13,84	0,30	1,80	18,19	489
S009-08B1-10P00007R	10x2x0,75	0,44	1,99	15,70	0,30	1,80	20,05	577
S009-08B1-12P00007R	12x2x0,75	0,44	1,99	16,24	0,30	1,80	20,59	637
S009-08B1-16P00007R	16x2x0,75	0,44	1,99	18,07	0,30	1,80	22,42	774
S009-08B1-20P00007R	20x2x0,75	0,44	1,99	20,20	0,40	1,80	24,80	970
S009-08B1-24P00007R	24x2x0,75	0,44	1,99	22,47	0,40	1,82	27,12	1129
S009-08B1-02P00010R	2x2x1	0,44	2,17	9,52	0,30	1,80	13,87	269
S009-08B1-04P00010R	4x2x1	0,44	2,17	11,06	0,30	1,80	15,41	359
S009-08B1-05P00010R	5x2x1	0,44	2,17	12,09	0,30	1,80	16,44	410
S009-08B1-06P00010R	6x2x1	0,44	2,17	13,20	0,30	1,80	17,55	462
S009-08B1-08P00010R	8x2x1	0,44	2,17	14,86	0,30	1,80	19,21	554
S009-08B1-10P00010R	10x2x1	0,44	2,17	16,88	0,30	1,80	21,21	658
S009-08B1-12P00010R	12x2x1	0,44	2,17	17,47	0,30	1,80	21,82	730
S009-08B1-16P00010R	16x2x1	0,44	2,17	19,46	0,30	1,80	23,81	895
S009-08B1-20P00010R	20x2x1	0,44	2,17	21,78	0,40	1,80	26,38	1123
S009-08B1-24P00010R	24x2x1	0,44	2,17	24,24	0,40	1,88	29,01	1322
S009-08B1-02P00013R	2x2x1,3	0,44	2,35	10,21	0,30	1,80	14,56	298
S009-08B1-04P00013R	4x2x1,3	0,44	2,35	11,90	0,30	1,80	16,25	405
S009-08B1-05P00013R	5x2x1,3	0,44	2,35	13,02	0,30	1,80	17,37	465
S009-08B1-06P00013R	6x2x1,3	0,44	2,35	14,23	0,30	1,80	18,58	528
S009-08B1-08P00013R	8x2x1,3	0,44	2,35	16,04	0,30	1,80	20,39	637
S009-08B1-10P00013R	10x2x1,3	0,44	2,35	18,26	0,30	1,80	22,61	762
S009-08B1-12P00013R	12x2x1,3	0,44	2,35	18,90	0,30	1,80	23,25	852
S009-08B1-16P00013R	16x2x1,3	0,44	2,35	21,08	0,40	1,80	25,68	1104
S009-08B1-20P00013R	20x2x1,3	0,44	2,35	23,61	0,40	1,86	28,34	1332
S009-08B1-24P00013R	24x2x1,3	0,44	2,35	26,31	0,40	1,96	31,23	1576
S009-08B1-02P00015R	2x2x1,5	0,44	2,44	10,40	0,30	1,80	14,75	306
S009-08B1-04P00015R	4x2x1,5	0,44	2,44	12,13	0,30	1,80	16,48	419
S009-08B1-05P00015R	5x2x1,5	0,44	2,44	13,29	0,30	1,80	17,64	482
S009-08B1-06P00015R	6x2x1,5	0,44	2,44	14,53	0,30	1,80	18,88	548
S009-08B1-08P00015R	8x2x1,5	0,44	2,44	16,38	0,30	1,80	20,73	663
S009-08B1-10P00015R	10x2x1,5	0,44	2,44	18,65	0,30	1,80	23,00	794
S009-08B1-12P00015R	12x2x1,5	0,44	2,44	19,31	0,30	1,80	23,66	889
S009-08B1-16P00015R	16x2x1,5	0,44	2,44	21,54	0,40	1,80	26,14	1154
S009-08B1-20P00015R	20x2x1,5	0,44	2,44	24,14	0,40	1,88	28,90	1396
S009-08B1-24P00015R	24x2x1,5	0,44	2,44	26,90	0,40	1,98	31,86	1655
S009-08B1-02P00025R	2x2x2,5	0,53	3,07	12,47	0,30	1,80	16,82	390
S009-08B1-04P00025R	4x2x2,5	0,53	3,07	14,63	0,30	1,80	18,98	556
S009-08B1-05P00025R	5x2x2,5	0,53	3,07	16,08	0,30	1,80	20,43	648
S009-08B1-06P00025R	6x2x2,5	0,53	3,07	17,63	0,30	1,80	21,98	743
S009-08B1-08P00025R	8x2x2,5	0,53	3,07	19,95	0,30	1,80	24,30	911
S009-08B1-10P00025R	10x2x2,5	0,53	3,07	22,78	0,40	1,83	27,45	1166
S009-08B1-12P00025R	12x2x2,5	0,53	3,07	23,61	0,40	1,86	28,34	1318
S009-08B1-16P00025R	16x2x2,5	0,53	3,07	26,39	0,40	1,96	31,31	1665
S009-08B1-20P00025R	20x2x2,5	0,53	3,07	30,04	0,40	2,09		

**CAVO, ISOLATO IN XLPE, ARMATO STA, SCHERMATO SUL TOTALE, NON PROPAGANTE INCENDIO
FLAME RETARDANT, STA ARMoured, OVERALL SHIELDED, XLPE INSULATED, INSTRUMENTATION CABLE**

XLPE/OS/PVC/STA/PVC - 300/500V

CONSTRUCTION SPECIFICATIONS



CONDUCTOR:
Plain annealed Copper, stranding to class 2 (IEC 60228)
INSULATION:
XLPE (Cross-linked polyethylene)
WRAPPING:
PET TAPE 23µm
OVERALL SHIELD:
Tinned copper drain wire 0,5 mm2 (7/0,30) + AL/PET TAPE 25/23µm
INNER SHEATH:
PVC (Polyvinylchloride)
ARMOURING:
Double Galvanized Steel Tape
OUTER SHEATH:
PVC (Polyvinylchloride)

- N.I.S application
- I.S application

APPLICATIONS: In the Oil & Gas market and especially in the production of gas or petrochemical products, there are needs of continous process control systems to control, measure, regulate and record the different process parameters. Intrumentation and signal cables are in the heart of this network and to ensure the reliability of the data to be transmitted, they must be adapted to the applications and enviroments where they are used.

APPLICABLE STANDARD

	CONSTRUCTION	EN 50288-7
	CONDUCTOR	IEC 60228
	FLAME RETARDANT	IEC 60332-1
	FIRE PROPAGATION	IEC 60332-3

DIMENSIONAL & ELECTRICAL PROPERTIES

	OPERATIONG VOLTAGE	300/500 V
	TESTING VOLTAGE	2000 V
	CONDUCTOR TEMP.	90°C
	SHORT-CIRCUIT TEMP.	250 °C
	ENVIRONMENTAL TEMP.	-20/+70 °C
	INSTALLATION TEMP.	-5/+50 °C

MARKING: <Year> EUROCAVI - XLPE/OS/PVC/STA/PVC - 300/500V - N° of cores x Cross-section - IEC 60332-3 <Work Order #> - Meter Marking # - CE

Code	N° cores x cross section	Radial thickness insulation	Core Ø	Inner Sheath Ø	Armour Thickness	Radial thickness outer sheath	Outer diameter	Weight
		mm	mm	mm	mm	mm	mm	Kg/km
S010-07NO-01P00005R	1x2x0,5	0,44	1,78	5,71	0,20	1,80	10,11	168
S010-07NO-02P00005R	2x2x0,5	0,44	1,78	7,99	0,20	1,80	12,39	209
S010-07NO-04P00005R	4x2x0,5	0,44	1,78	9,22	0,20	1,80	13,62	260
S010-07NO-05P00005R	5x2x0,5	0,44	1,78	10,03	0,20	1,80	14,43	290
S010-07NO-06P00005R	6x2x0,5	0,44	1,78	10,91	0,20	1,80	15,31	321
S010-07NO-08P00005R	8x2x0,5	0,44	1,78	12,22	0,20	1,80	16,62	373
S010-07NO-10P00005R	10x2x0,5	0,44	1,78	13,83	0,20	1,80	18,23	433
S010-07NO-12P00005R	12x2x0,5	0,44	1,78	14,30	0,20	1,80	18,70	468
S010-07NO-16P00005R	16x2x0,5	0,44	1,78	15,87	0,20	1,80	20,27	553
S010-07NO-20P00005R	20x2x0,5	0,44	1,78	17,71	0,20	1,80	22,11	644
S010-07NO-24P00005R	24x2x0,5	0,44	1,78	19,67	0,20	1,80	24,07	739
S010-07NO-01P00007R	1x2x0,75	0,44	1,99	6,13	0,20	1,80	10,53	185
S010-07NO-02P00007R	2x2x0,75	0,44	1,99	8,68	0,20	1,80	13,08	234
S010-07NO-04P00010R	4x2x1	0,44	2,17	10,77	0,20	1,80	15,17	335
S010-07NO-05P00010R	5x2x1	0,44	2,17	11,76	0,20	1,80	16,16	379
S010-07NO-06P00010R	6x2x1	0,44	2,17	12,83	0,20	1,80	17,23	425
S010-07NO-08P00010R	8x2x1	0,44	2,17	14,43	0,20	1,80	18,83	505
S010-07NO-10P00010R	10x2x1	0,44	2,17	16,39	0,20	1,80	20,79	596
S010-07NO-12P00010R	12x2x1	0,44	2,17	18,88	0,20	1,80	23,28	793
S010-07NO-16P00010R	16x2x1	0,44	2,17	21,12	0,20	1,80	25,52	941
S010-07NO-20P00010R	20x2x1	0,44	2,17	23,51	0,20	1,85	28,02	1102
S010-07NO-01P00013R	1x2x1,3	0,44	2,35	6,91	0,20	1,80	11,31	222
S010-07NO-02P00013R	2x2x1,3	0,44	2,35	9,96	0,20	1,80	14,36	286
S010-07NO-04P00013R	4x2x1,3	0,44	2,35	11,60	0,20	1,80	16,00	381
S010-07NO-05P00013R	5x2x1,3	0,44	2,35	12,69	0,20	1,80	17,09	435
S010-07NO-06P00013R	6x2x1,3	0,44	2,35	13,86	0,20	1,80	18,26	491
S010-07NO-08P00013R	8x2x1,3	0,44	2,35	15,62	0,20	1,80	20,02	588
S010-07NO-10P00013R	10x2x1,3	0,44	2,35	17,77	0,20	1,80	22,17	699
S010-07NO-12P00013R	12x2x1,3	0,44	2,35	18,39	0,20	1,80	22,79	775
S010-07NO-16P00013R	16x2x1,3	0,44	2,35	20,50	0,20	1,80	24,90	949
S010-07NO-20P00013R	20x2x1,3	0,44	2,35	22,96	0,20	1,83	27,43	1138
S010-07NO-24P00013R	24x2x1,3	0,44	2,35	25,57	0,20	1,92	30,22	1345
S010-07NO-01P00015R	1x2x1,5	0,44	2,44	7,03	0,20	1,80	11,43	228
S010-07NO-02P00015R	2x2x1,5	0,44	2,44	10,16	0,20	1,80	14,56	295
S010-07NO-04P00015R	4x2x1,5	0,44	2,44	11,84	0,20	1,80	16,24	395
S010-07NO-05P00015R	5x2x1,5	0,44	2,44	12,96	0,20	1,80	17,36	452
S010-07NO-06P00015R	6x2x1,5	0,44	2,44	14,16	0,20	1,80	18,56	511
S010-07NO-08P00015R	8x2x1,5	0,44	2,44	15,96	0,20	1,80	20,36	613
S010-07NO-10P00015R	10x2x1,5	0,44	2,44	18,16	0,20	1,80	22,56	731
S010-07NO-12P00015R	12x2x1,5	0,44	2,44	18,80	0,20	1,80	23,20	812
S010-07NO-16P00015R	16x2x1,5	0,44	2,44	20,96	0,20	1,80	25,36	997
S010-07NO-20P00015R	20x2x1,5	0,44	2,44	23,48	0,20	1,85	27,98	1200
S010-07NO-24P00015R	24x2x1,5	0,44	2,44	26,16	0,20	1,94	30,85	1421
S010-07NO-01P00025R	1x2x2,5	0,53	3,07	8,29	0,20	1,80	12,69	291
S010-07NO-02P00025R	2x2x2,5	0,53	3,07	12,22	0,20	1,80	16,62	379
S010-07NO-04P00025R	4x2x2,5	0,53	3,07	14,34	0,20	1,80	18,74	532
S010-07NO-05P00025R	5x2x2,5	0,53	3,07	15,75	0,20	1,80	20,15	617
S010-07NO-06P00025R	6x2x2,5	0,53	3,07	17,26	0,20	1,80	21,66	705
S010-07NO-08P00025R	8x2x2,5	0,53	3,07	19,52	0,20	1,80	23,92	860
S010-07NO-10P00025R	10x2x2,5	0,53	3,07	22,29	0,20	1,81	26,71	1042
S010-07NO-12P00025R	12x2x2,5	0,53	3,07	23,10	0,20	1,84	27,58	1176
S010-07NO-16P00025R	16x2x2,5	0,53	3,07	25,82	0,20	1,93	30,49	1485
S010-07NO-20P00025R	20x2x2,5	0,53	3,07	29,39	0,20	2,06	34,31	1856
S010-07NO-24P00025R	24x2x2,5	0,53	3,07	32,76	0,50	2,22	39,20	2608

**CAVO, ISOLATO IN XLPE, ARMATO STA, SCHERMATO SUL TOTALE, NON PROPAGANTE INCENDIO
FLAME RETARDANT, STA ARMoured, OVERALL SHIELDED, XLPE INSULATED, INSTRUMENTATION CABLE**

XLPE/OS/PVC/STA/PVC - 300/500V

Code	N° cores x cross section	Radial thickness insulation	Core Ø	Inner Sheath Ø	Armour Thickness	Radial thickness outer sheath	Outer diameter	Weight
		mm	mm	mm	mm	mm	mm	Kg/km
S010-07NO-01T00005R	1x3x0,5	0,44	1,78	6,00	0,20	1,80	10,40	183
S010-07NO-02T00005R	2x3x0,5	0,44	1,78	8,81	0,20	1,80	13,21	239
S010-07NO-04T00005R	4x3x0,5	0,44	1,78	10,21	0,20	1,80	14,61	306
S010-07NO-05T00005R	5x3x0,5	0,44	1,78	11,14	0,20	1,80	15,54	344
S010-07NO-06T00005R	6x3x0,5	0,44	1,78	12,14	0,20	1,80	16,54	384
S010-07NO-08T00005R	8x3x0,5	0,44	1,78	13,64	0,20	1,80	18,04	453
S010-07NO-10T00005R	10x3x0,5	0,44	1,78	15,47	0,20	1,80	19,87	531
S010-07NO-12T00005R	12x3x0,5	0,44	1,78	16,01	0,20	1,80	20,41	581
S010-07NO-16T00005R	16x3x0,5	0,44	1,78	17,81	0,20	1,80	22,21	697
S010-07NO-20T00005R	20x3x0,5	0,44	1,78	19,90	0,20	1,80	24,30	821
S010-07NO-24T00005R	24x3x0,5	0,44	1,78	22,13	0,20	1,80	26,54	951
S010-07NO-01T00007R	1x3x0,75	0,44	1,99	6,45	0,20	1,80	10,85	204
S010-07NO-02T00007R	2x3x0,75	0,44	1,99	9,59	0,20	1,80	13,99	271
S010-07NO-04T00007R	4x3x0,75	0,44	1,99	11,15	0,20	1,80	15,55	357
S010-07NO-05T00007R	5x3x0,75	0,44	1,99	12,20	0,20	1,80	16,60	407
S010-07NO-06T00007R	6x3x0,75	0,44	1,99	13,31	0,20	1,80	17,71	457
S010-07NO-08T00007R	8x3x0,75	0,44	1,99	14,99	0,20	1,80	19,39	546
S010-07NO-10T00007R	10x3x0,75	0,44	1,99	17,03	0,20	1,80	21,43	646
S010-07NO-12T00007R	12x3x0,75	0,44	1,99	17,63	0,20	1,80	22,03	714
S010-07NO-16T00007R	16x3x0,75	0,44	1,99	19,63	0,20	1,80	24,03	869
S010-07NO-20T00007R	20x3x0,75	0,44	1,99	21,98	0,20	1,80	26,38	1034
S010-07NO-24T00007R	24x3x0,75	0,44	1,99	24,47	0,20	1,88	29,04	1218
S010-07NO-01T00010R	1x3x1	0,44	2,17	6,84	0,20	1,80	11,24	224
S010-07NO-02T00010R	2x3x1	0,44	2,17	10,27	0,20	1,80	14,67	301
S010-07NO-04T00010R	4x3x1	0,44	2,17	11,97	0,20	1,80	16,37	407
S010-07NO-05T00010R	5x3x1	0,44	2,17	13,11	0,20	1,80	17,51	466
S010-07NO-06T00010R	6x3x1	0,44	2,17	14,32	0,20	1,80	18,72	527
S010-07NO-08T00010R	8x3x1	0,44	2,17	16,15	0,20	1,80	20,55	635
S010-07NO-10T00010R	10x3x1	0,44	2,17	18,38	0,20	1,80	22,78	757
S010-07NO-12T00010R	12x3x1	0,44	2,17	19,03	0,20	1,80	23,43	843
S010-07NO-16T00010R	16x3x1	0,44	2,17	21,22	0,20	1,80	25,62	1038
S010-07NO-20T00010R	20x3x1	0,44	2,17	23,78	0,20	1,86	28,31	1252
S010-07NO-24T00010R	24x3x1	0,44	2,17	26,49	0,20	1,96	31,21	1483
S010-07NO-01T00013R	1x3x1,3	0,44	2,35	7,29	0,20	1,80	11,69	249
S010-07NO-02T00013R	2x3x1,3	0,44	2,35	11,06	0,20	1,80	15,46	339
S010-07NO-04T00013R	4x3x1,3	0,44	2,35	12,93	0,20	1,80	17,33	470
S010-07NO-05T00013R	5x3x1,3	0,44	2,35	14,18	0,20	1,80	18,58	543
S010-07NO-06T00013R	6x3x1,3	0,44	2,35	15,52	0,20	1,80	19,92	618
S010-07NO-08T00013R	8x3x1,3	0,44	2,35	17,52	0,20	1,80	21,92	752
S010-07NO-10T00013R	10x3x1,3	0,44	2,35	19,97	0,20	1,80	24,37	904
S010-07NO-12T00013R	12x3x1,3	0,44	2,35	20,68	0,20	1,80	25,08	1014
S010-07NO-16T00013R	16x3x1,3	0,44	2,35	23,09	0,20	1,84	27,57	1266
S010-07NO-20T00013R	20x3x1,3	0,44	2,35	25,90	0,20	1,93	30,57	1544
S010-07NO-24T00013R	24x3x1,3	0,44	2,35	29,28	0,20	2,05	34,19	1873
S010-07NO-01T00015R	1x3x1,5	0,44	2,44	7,42	0,20	1,80	11,82	257
S010-07NO-02T00015R								

CAVO, ISOLATO IN XLPE, ARMATO STA, SCHERMATO SUL TOTALE, NON PROPAGANTE INCENDIO
FLAME RETARDANT, STA ARMoured, OVERALL SHIELDED, XLPE INSULATED, INSTRUMENTATION CABLE
XLPE/OS/PVC/STA/PVC - 300/500V


Code	N° cores x cross section	Radial thickness insulation	Core Ø	Inner Sheath Ø	Armour Thickness	Radial thickness outer sheath	Outer diameter	Weight
	mm	mm	mm	mm	mm	mm	mm	Kg/km
S010-07B1-20P00025R	20x2x2,5	0,53	3,07	29,39	0,20	2,06	34,31	1856
S010-07B1-24P00025R	24x2x2,5	0,53	3,07	32,76	0,50	2,22	39,20	2608
S010-07B1-01T00005R	1x3x0,5	0,44	1,78	6,00	0,20	1,80	10,40	183
S010-07B1-02T00005R	2x3x0,5	0,44	1,78	8,81	0,20	1,80	13,21	239
S010-07B1-04T00005R	4x3x0,5	0,44	1,78	10,21	0,20	1,80	14,61	306
S010-07B1-05T00005R	5x3x0,5	0,44	1,78	11,14	0,20	1,80	15,54	344
S010-07B1-06T00005R	6x3x0,5	0,44	1,78	12,14	0,20	1,80	16,54	384
S010-07B1-08T00005R	8x3x0,5	0,44	1,78	13,64	0,20	1,80	18,04	453
S010-07B1-10T00005R	10x3x0,5	0,44	1,78	15,47	0,20	1,80	19,87	531
S010-07B1-12T00005R	12x3x0,5	0,44	1,78	16,01	0,20	1,80	20,41	581
S010-07B1-16T00005R	16x3x0,5	0,44	1,78	17,81	0,20	1,80	22,21	697
S010-07B1-20T00005R	20x3x0,5	0,44	1,78	19,90	0,20	1,80	24,30	821
S010-07B1-24T00005R	24x3x0,5	0,44	1,78	22,13	0,20	1,80	26,54	951
S010-07B1-01T00007R	1x3x0,75	0,44	1,99	6,45	0,20	1,80	10,85	204
S010-07B1-02T00007R	2x3x0,75	0,44	1,99	9,59	0,20	1,80	13,99	271
S010-07B1-04T00007R	4x3x0,75	0,44	1,99	11,15	0,20	1,80	15,55	357
S010-07B1-05T00007R	5x3x0,75	0,44	1,99	12,20	0,20	1,80	16,60	407
S010-07B1-06T00007R	6x3x0,75	0,44	1,99	13,31	0,20	1,80	17,71	457
S010-07B1-08T00007R	8x3x0,75	0,44	1,99	14,99	0,20	1,80	19,39	546
S010-07B1-10T00007R	10x3x0,75	0,44	1,99	17,03	0,20	1,80	21,43	646
S010-07B1-12T00007R	12x3x0,75	0,44	1,99	17,63	0,20	1,80	22,03	714
S010-07B1-16T00007R	16x3x0,75	0,44	1,99	19,63	0,20	1,80	24,03	869
S010-07B1-20T00007R	20x3x0,75	0,44	1,99	21,98	0,20	1,80	26,38	1034
S010-07B1-24T00007R	24x3x0,75	0,44	1,99	24,47	0,20	1,88	29,04	1218
S010-07B1-01T00010R	1x3x1	0,44	2,17	6,84	0,20	1,80	11,24	224
S010-07B1-02T00010R	2x3x1	0,44	2,17	10,27	0,20	1,80	14,67	301
S010-07B1-04T00010R	4x3x1	0,44	2,17	11,97	0,20	1,80	16,37	407
S010-07B1-05T00010R	5x3x1	0,44	2,17	13,11	0,20	1,80	17,51	466
S010-07B1-06T00010R	6x3x1	0,44	2,17	14,32	0,20	1,80	18,72	527
S010-07B1-08T00010R	8x3x1	0,44	2,17	16,15	0,20	1,80	20,55	635
S010-07B1-10T00010R	10x3x1	0,44	2,17	18,38	0,20	1,80	22,78	757
S010-07B1-12T00010R	12x3x1	0,44	2,17	19,03	0,20	1,80	23,43	843
S010-07B1-16T00010R	16x3x1	0,44	2,17	21,22	0,20	1,80	25,62	1038
S010-07B1-20T00010R	20x3x1	0,44	2,17	23,78	0,20	1,86	28,31	1252

Code	N° cores x cross section	Radial thickness insulation	Core Ø	Inner Sheath Ø	Armour Thickness	Radial thickness outer sheath	Outer diameter	Weight
	mm	mm	mm	mm	mm	mm	mm	Kg/km
S010-07B1-24T00010R	24x3x1	0,44	2,17	26,49	0,20	1,96	31,21	1483
S010-07B1-01T00013R	1x3x1,3	0,44	2,35	7,29	0,20	1,80	11,69	249
S010-07B1-02T00013R	2x3x1,3	0,44	2,35	11,06	0,20	1,80	15,46	339
S010-07B1-04T00013R	4x3x1,3	0,44	2,35	12,93	0,20	1,80	17,33	470
S010-07B1-05T00013R	5x3x1,3	0,44	2,35	14,18	0,20	1,80	18,58	543
S010-07B1-06T00013R	6x3x1,3	0,44	2,35	15,52	0,20	1,80	19,92	618
S010-07B1-08T00013R	8x3x1,3	0,44	2,35	17,52	0,20	1,80	21,92	752
S010-07B1-10T00013R	10x3x1,3	0,44	2,35	19,97	0,20	1,80	24,37	904
S010-07B1-12T00013R	12x3x1,3	0,44	2,35	20,68	0,20	1,80	25,08	1014
S010-07B1-16T00013R	16x3x1,3	0,44	2,35	23,09	0,20	1,84	27,57	1266
S010-07B1-20T00013R	20x3x1,3	0,44	2,35	25,90	0,20	1,93	30,57	1544
S010-07B1-24T00013R	24x3x1,3	0,44	2,35	29,28	0,20	2,05	34,19	1873
S010-07B1-01T00015R	1x3x1,5	0,44	2,44	7,42	0,20	1,80	11,82	257
S010-07B1-02T00015R	2x3x1,5	0,44	2,44	11,29	0,20	1,80	15,69	351
S010-07B1-04T00015R	4x3x1,5	0,44	2,44	13,21	0,20	1,80	17,61	490
S010-07B1-05T00015R	5x3x1,5	0,44	2,44	14,48	0,20	1,80	18,88	566
S010-07B1-06T00015R	6x3x1,5	0,44	2,44	15,85	0,20	1,80	20,25	646
S010-07B1-08T00015R	8x3x1,5	0,44	2,44	17,91	0,20	1,80	22,31	787
S010-07B1-10T00015R	10x3x1,5	0,44	2,44	20,42	0,20	1,80	24,82	949
S010-07B1-12T00015R	12x3x1,5	0,44	2,44	21,15	0,20	1,80	25,55	1066
S010-07B1-16T00015R	16x3x1,5	0,44	2,44	23,62	0,20	1,85	28,13	1338
S010-07B1-20T00015R	20x3x1,5	0,44	2,44	26,50	0,20	1,96	31,22	1634
S010-07B1-24T00015R	24x3x1,5	0,44	2,44	29,96	0,20	2,08	34,92	1985
S010-07B1-01T00025R	1x3x2,5	0,53	3,07	8,78	0,20	1,80	13,18	335
S010-07B1-02T00025R	2x3x2,5	0,53	3,07	13,64	0,20	1,80	18,04	462
S010-07B1-04T00025R	4x3x2,5	0,53	3,07	16,05	0,20	1,80	20,45	676
S010-07B1-05T00025R	5x3x2,5	0,53	3,07	17,66	0,20	1,80	22,06	794
S010-07B1-06T00025R	6x3x2,5	0,53	3,07	19,38	0,20	1,80	23,78	916
S010-07B1-08T00025R	8x3x2,5	0,53	3,07	21,97	0,20	1,80	26,37	1132
S010-07B1-10T00025R	10x3x2,5	0,53	3,07	25,13	0,20	1,91	29,75	1402
S010-07B1-12T00025R	12x3x2,5	0,53	3,07	26,05	0,20	1,94	30,73	1598
S010-07B1-16T00025R	16x3x2,5	0,53	3,07	29,55	0,20	2,06	34,48	2082
S010-07B1-20T00025R	20x3x2,5	0,53	3,07	33,17	0,50	2,23	39,64	2966
S010-07B1-24T00025R	24x3x2,5	0,53	3,07	37,01	0,50	2,37	43,75	3538

Code	N° cores x cross section	Radial thickness insulation	Core Ø	Inner Sheath Ø	Armour Thickness	Radial thickness outer sheath	Outer diameter	Weight
	mm	mm	mm	mm	mm	mm	mm	Kg/km
S011-08NO-02P00005R	2x2x0,5	0,44	1,78	8,24	0,20	1,80	12,64	227
S011-08NO-04P00005R	4x2x0,5	0,44	1,78	9,52	0,20	1,80	13,92	290
S011-08NO-05P00005R	5x2x0,5	0,44	1,78	10,37	0,20	1,80	14,77	327
S011-08NO-06P00005R	6x2x0,5	0,44	1,78	11,28	0,20	1,80	15,68	364
S011-08NO-08P00005R	8x2x0,5	0,44	1,78	12,65	0,20	1,80	17,06	430
S011-08NO-10P00005R	10x2x0,5	0,44	1,78	14,32	0,20	1,80	18,72	503
S011-08NO-12P00005R	12x2x0,5	0,44	1,78	14,81	0,20	1,80	19,21	551
S011-08NO-16P00005R	16x2x0,5	0,44	1,78	16,45	0,20	1,80	20,85	663
S011-08NO-20P00005R	20x2x0,5	0,44	1,78	18,37	0,20	1,80	22,77	781
S011-08NO-24P00005R	24x2x0,5	0,44	1,78	20,41	0,20	1,80	24,81	904
S011-08NO-02P00007R	2x2x0,75	0,44	1,99	8,93	0,20	1,80	13,33	252
S011-08NO-04P00007R	4x2x0,75	0,44	1,99	10,35	0,20	1,80	14,75	330
S011-08NO-05P00007R	5x2x0,75	0,44	1,99	11,30	0,20	1,80	15,70	374
S011-08NO-06P00007R	6x2x0,75	0,44	1,99	12,31	0,20	1,80	16,71	419
S011-08NO-08P00007R	8x2x0,75	0,44	1,99	13,84	0,20	1,80	18,24	499
S011-08NO-10P00007R	10x2x0,75	0,44	1,99	15,70	0,20	1,80	20,10	589
S011-08NO-12P00007R	12x2x0,75	0,44	1,99	16,24	0,20	1,80	20,64	649
S011-08NO-16P00007R	16x2x0,75	0,44	1,99	18,07	0,20	1,80	22,47	788
S011-08NO-20P00007R	20x2x0,75	0,44	1,99	20,20	0,20	1,80	24,60	936
S011-08NO-24P00007R	24x2x0,75	0,44	1,99	22,47	0,20	1,81	26,90	1092
S011-08NO-02P00010R	2x2x1	0,44	2,17	9,52	0,20	1,80	13,92	275
S011-08NO-04P00010R	4x2x1	0,44	2,17	11,06	0,20	1,80	15,46	366
S011-08NO-05P00010R	5x2x1	0,44	2,17	12,09	0,20	1,80	16,49	418
S011-08NO-06P00010R	6x2x1	0,44	2,17	13,20	0,20	1,80	17,60	471
S011-08NO-08P00010R	8x2x1	0,44	2,17	14,86	0,20	1,80	19,26	565
S011-08NO-10P00010R	10x2x1	0,44	2,17	16,88	0,20	1,80	21,28	671
S011-08NO-12P00010R	12x2x1	0,44	2,17	17,47	0,20	1,80	21,87	744
S011-08NO-16P00010R	16x2x1	0,44	2,17	19,46	0,20	1,80	23,86	910
S011-08NO-20P00010R	20x2x1	0,44	2,17	21,78	0,20	1,80	26,18	1088
S011-08NO-24P00010R	24x2x1	0,44	2,17	24,24	0,20	1,88	28,80	1283
S011-08NO-02P00013R	2x2x1,3	0,44	2,35	10,21	0,20	1,80	14,61	304
S011-08NO-04P00013R	4x2x1,3	0,44	2,35	11,90	0,20	1,80	16,30	413
S011-08NO-05P00013R	5x2x1,3	0,44	2,35	13,02	0,20	1,80	17,42	474

CAVO, ISOLATO IN XLPE, ARMATO STA, SCHERMATO SU SINGOLO ELEMENTO E SUL TOTALE, NON PROPAGANTE INCENDIO
FLAME RETARDANT, STA ARMoured, INDIVIDUAL & OVERALL SHIELDED, XLPE INSULATED, INSTRUMENTATION CABLE
XLPE/IS/OS/PVC/STA/PVC - 300/500V

CONSTRUCTION SPECIFICATIONS



- N.I.S application
- I.S application

APPLICATIONS: In the Oil & Gas market and especially in the production of gas or petrochemical products, there are needs of continuous process control systems to control, measure, regulate and record the different process parameters. Instrumentation and signal cables are in the heart of this network and to ensure the reliability of the data to be transmitted, they must be adapted to the applications and environments where they are used.

APPLICABLE STANDARD		
	CONSTRUCTION	EN 50288-7
	CONDUCTOR	IEC 60228
	FLAME RETARDANT	IEC 60332-1
	FIRE PROPAGATION	IEC 60332-3

MARKING: <Year> EUROCAVI - XLPE/IS/OS/PVC/STA/PVC - 600/1000V - N° of cores x Cross-section - IEC 60332-3 <Work Order #> - Meter Marking # - CE

Code	N° cores x cross section	Radial thickness insulation	Core Ø	Inner Sheath Ø	Armour Thickness	Rad
------	--------------------------	-----------------------------	--------	----------------	------------------	-----

**CAVO, ISOLATO IN XLPE, ARMATO STA, SCHERMATO SU SINGOLO ELEMENTO E SUL TOTALE, NON PROPAGANTE INCENDIO
FLAME RETARDANT, STA ARMoured, INDIVIDUAL & OVERALL SHIELDED, XLPE INSULATED, INSTRUMENTATION CABLE
XLPE/IS/OS/PVC/STA/PVC - 300/500V**

Code	N° cores x cross section	Radial thickness insulation	Core Ø	Inner Sheath Ø	Armour Thickness	Radial thickness outer sheath	Outer diameter	Weight
	mm	mm	mm	mm	mm	mm	mm	Kg/km
S011-08NO-12T00005R	12x3x0,5	0,44	1,78	16,55	0,20	1,80	20,95	669
S011-08NO-16T00005R	16x3x0,5	0,44	1,78	18,41	0,20	1,80	22,81	813
S011-08NO-20T00005R	20x3x0,5	0,44	1,78	20,59	0,20	1,80	24,99	966
S011-08NO-24T00005R	24x3x0,5	0,44	1,78	22,91	0,20	1,80	27,37	1129
S011-08NO-02T00007R	2x3x0,75	0,44	1,99	9,85	0,20	1,80	14,25	289
S011-08NO-04T00007R	4x3x0,75	0,44	1,99	11,47	0,20	1,80	15,87	390
S011-08NO-05T00007R	5x3x0,75	0,44	1,99	12,55	0,20	1,80	16,95	446
S011-08NO-06T00007R	6x3x0,75	0,44	1,99	13,70	0,20	1,80	18,10	505
S011-08NO-08T00007R	8x3x0,75	0,44	1,99	15,43	0,20	1,80	19,83	607
S011-08NO-10T00007R	10x3x0,75	0,44	1,99	17,55	0,20	1,80	21,95	723
S011-08NO-12T00007R	12x3x0,75	0,44	1,99	18,17	0,20	1,80	22,57	805
S011-08NO-16T00007R	16x3x0,75	0,44	1,99	20,24	0,20	1,80	24,64	989
S011-08NO-20T00007R	20x3x0,75	0,44	1,99	22,67	0,20	1,82	27,12	1188
S011-08NO-24T00007R	24x3x0,75	0,44	1,99	25,25	0,20	1,91	29,88	1405
S011-08NO-02T00010R	2x3x1	0,44	2,17	10,53	0,20	1,80	14,93	320
S011-08NO-04T00010R	4x3x1	0,44	2,17	12,28	0,20	1,80	16,68	440
S011-08NO-05T00010R	5x3x1	0,44	2,17	13,46	0,20	1,80	17,86	507
S011-08NO-06T00010R	6x3x1	0,44	2,17	14,71	0,20	1,80	19,11	576
S011-08NO-08T00010R	8x3x1	0,44	2,17	16,60	0,20	1,80	21,00	699
S011-08NO-10T00010R	10x3x1	0,44	2,17	18,90	0,20	1,80	23,30	837
S011-08NO-12T00010R	12x3x1	0,44	2,17	19,57	0,20	1,80	23,97	937
S011-08NO-16T00010R	16x3x1	0,44	2,17	21,83	0,20	1,80	26,26	1162
S011-08NO-20T00010R	20x3x1	0,44	2,17	24,47	0,20	1,88	29,04	1413
S011-08NO-24T00010R	24x3x1	0,44	2,17	27,67	0,20	2,00	32,47	1712
S011-08NO-02T00013R	2x3x1,3	0,44	2,35	11,30	0,20	1,80	15,70	358
S011-08NO-04T00013R	4x3x1,3	0,44	2,35	13,23	0,20	1,80	17,63	504
S011-08NO-05T00013R	5x3x1,3	0,44	2,35	14,51	0,20	1,80	18,91	585
S011-08NO-06T00013R	6x3x1,3	0,44	2,35	15,88	0,20	1,80	20,28	668
S011-08NO-08T00013R	8x3x1,3	0,44	2,35	17,94	0,20	1,80	22,34	816
S011-08NO-10T00013R	10x3x1,3	0,44	2,35	20,46	0,20	1,80	24,86	986
S011-08NO-12T00013R	12x3x1,3	0,44	2,35	21,19	0,20	1,80	25,59	1111
S011-08NO-16T00013R	16x3x1,3	0,44	2,35	24,47	0,20	1,88	29,04	1413
S011-08NO-20T00013R	20x3x1,3	0,44	2,35	27,67	0,20	2,00	32,47	1712
S011-08NO-02T00015R	2x3x1,5	0,44	2,44	11,53	0,20	1,80	15,93	370
S011-08NO-04T00015R	4x3x1,5	0,44	2,44	13,50	0,20	1,80	17,90	524
S011-08NO-05T00015R	5x3x1,5	0,44	2,44	14,81	0,20	1,80	19,21	609
S011-08NO-06T00015R	6x3x1,5	0,44	2,44	16,22	0,20	1,80	20,62	696
S011-08NO-08T00015R	8x3x1,5	0,44	2,44	18,33	0,20	1,80	22,73	853
S011-08NO-10T00015R	10x3x1,5	0,44	2,44	20,91	0,20	1,80	25,31	1032
S011-08NO-12T00015R	12x3x1,5	0,44	2,44	21,66	0,20	1,80	26,06	1165
S011-08NO-16T00015R	16x3x1,5	0,44	2,44	24,19	0,20	1,87	28,74	1471
S011-08NO-20T00015R	20x3x1,5	0,44	2,44	27,54	0,20	1,99	32,33	1836
S011-08NO-24T00015R	24x3x1,5	0,44	2,44	30,68	0,50	2,14	36,97	2556
S011-08NO-02T00025R	2x3x2,5	0,53	3,07	13,88	0,20	1,80	18,28	483
S011-08NO-04T00025R	4x3x2,5	0,53	3,07	16,35	0,20	1,80	20,75	713
S011-08NO-05T00025R	5x3x2,5	0,53	3,07	17,99	0,20	1,80	22,39	840
S011-08NO-06T00025R	6x3x2,5	0,53	3,07	19,75	0,20	1,80	24,15	971
S011-08NO-08T00025R	8x3x2,5	0,53	3,07	22,39	0,20	1,81	26,06	1165
S011-08NO-10T00025R	10x3x2,5	0,53	3,07	25,61	0,20	1,92	30,26	1496
S011-08NO-12T00025R	12x3x2,5	0,53	3,07	26,55	0,20	1,96	31,27	1710
S011-08NO-16T00025R	16x3x2,5	0,53	3,07	30,12	0,50	2,12	36,37	2591
S011-08NO-20T00025R	20x3x2,5	0,53	3,07	33,81	0,50	2,25	40,32	3166
S011-08NO-24T00025R	24x3x2,5	0,53	3,07	38,14	0,50	2,40	44,95	3834
S011-08B1-02P00005R	2x2x0,5	0,44	1,78	8,24	0,20	1,80	12,64	227
S011-08B1-04P00005R	4x2x0,5	0,44	1,78	9,52	0,20	1,80	13,92	290
S011-08B1-05P00005R	5x2x0,5	0,44	1,78	10,37	0,20	1,80	14,77	327
S011-08B1-06P00005R	6x2x0,5	0,44	1,78	11,28	0,20	1,80	15,68	364
S011-08B1-08P00005R	8x2x0,5	0,44	1,78	12,65	0,20	1,80	17,06	430
S011-08B1-10P00005R	10x2x0,5	0,44	1,78	14,32	0,20	1,80	18,72	503
S011-08B1-12P00005R	12x2x0,5	0,44	1,78	14,81	0,20	1,80	19,21	551
S011-08B1-16P00005R	16x2x0,5	0,44	1,78	16,45	0,20	1,80	20,85	663
S011-08B1-20P00005R	20x2x0,5	0,44	1,78	18,37	0,20	1,80	22,77	781
S011-08B1-24P00005R	24x2x0,5	0,44	1,78	20,41	0,20	1,80	24,81	904
S011-08B1-02P00007R	2x2x0,75	0,44	1,99	8,93	0,20	1,80	13,33	252

Code	N° cores x cross section	Radial thickness insulation	Core Ø	Inner Sheath Ø	Armour Thickness	Radial thickness outer sheath	Outer diameter	Weight
	mm	mm	mm	mm	mm	mm	mm	Kg/km
S011-08B1-04P00007R	4x2x0,75	0,44	1,99	10,35	0,20	1,80	14,75	330
S011-08B1-05P00007R	5x2x0,75	0,44	1,99	11,30	0,20	1,80	15,70	374
S011-08B1-06P00007R	6x2x0,75	0,44	1,99	12,31	0,20	1,80	16,71	419
S011-08B1-08P00007R	8x2x0,75	0,44	1,99	13,84	0,20	1,80	18,24	499
S011-08B1-10P00007R	10x2x0,75	0,44	1,99	15,70	0,20	1,80	20,10	589
S011-08B1-12P00007R	12x2x0,75	0,44	1,99	16,24	0,20	1,80	20,64	649
S011-08B1-16P00007R	16x2x0,75	0,44	1,99	18,07	0,20	1,80	22,47	788
S011-08B1-20P00007R	20x2x0,75	0,44	1,99	20,20	0,20	1,80	24,60	936
S011-08B1-24P00007R	24x2x0,75	0,44	1,99	22,47	0,20	1,81	26,90	1092
S011-08B1-02P00010R	2x2x1	0,44	2,17	9,52	0,20	1,80	13,92	275
S011-08B1-04P00010R	4x2x1	0,44	2,17	11,06	0,20	1,80	15,46	366
S011-08B1-05P00010R	5x2x1	0,44	2,17	12,09	0,20	1,80	16,49	418
S011-08B1-06P00010R	6x2x1	0,44	2,17	13,20	0,20	1,80	17,60	471
S011-08B1-08P00010R	8x2x1	0,44	2,17	14,86	0,20	1,80	19,26	565
S011-08B1-10P00010R	10x2x1	0,44	2,17	16,88	0,20	1,80	21,28	671
S011-08B1-12P00010R	12x2x1	0,44	2,17	17,47	0,20	1,80	21,87	744
S011-08B1-16P00010R	16x2x1	0,44	2,17	19,46	0,20	1,80	23,86	910
S011-08B1-20P00010R	20x2x1	0,44	2,17	21,78	0,20	1,80	26,18	1088
S011-08B1-24P00010R	24x2x1	0,44	2,17	24,24	0,20	1,88	28,80	1283
S011-08B1-02P00013R	2x2x1,3	0,44	2,35	10,21	0,20	1,80	14,61	304
S011-08B1-04P00013R	4x2x1,3	0,44	2,35	11,90	0,20	1,80	16,30	413
S011-08B1-05P00013R	5x2x1,3	0,44	2,35	13,02	0,20	1,80	17,42	474
S011-08B1-06P00013R	6x2x1,3	0,44	2,35	14,23	0,20	1,80	18,63	538
S011-08B1-08P00013R	8x2x1,3	0,44	2,35	16,04	0,20	1,80	20,44	649
S011-08B1-10P00013R	10x2x1,3	0,44	2,35	18,26	0,20	1,80	22,66	776
S011-08B1-12P00013R	12x2x1,3	0,44	2,35	18,90	0,20	1,80	23,30	866
S011-08B1-16P00013R	16x2x1,3	0,44	2,35	21,08	0,20	1,80	25,48	1070
S011-08B1-20P00013R	20x2x1,3	0,44	2,35	23,61	0,20	1,85	28,12	1293
S011-08B1-24P00013R	24x2x1,3	0,44	2,35	26,31	0,20	1,95	31,01	1534
S011-08B1-02P00015R	2x2x1,5	0,44	2,44	10,40	0,20	1,80	14,80	313
S011-08B1-04P00015R	4x2x1,5	0,44	2,44	12,13	0,20	1,80	16,53	427
S011-08B1-05P00015R	5x2x1,5	0,44	2,44	13,29	0,20	1,80	17,69	492
S011-08B1-06P00015R	6x2x1,5	0,44	2,44	14,53	0,20	1,80	18,93	558
S011-08B1-08P00015R	8x2x1,5	0,44	2,44	16,38	0,20	1,80	20,78	675
S011-08B1-10P00015R	10x2x1,5	0,44	2,44	18,65	0,20	1,80	23,05	809
S011-08B1-12P00015R	12x2x1,5	0,44	2,44	19,31	0,20	1,80	23,71	904
S011-08B1-16P00015R	16x2x1,5	0,44	2,44	21,54	0,20	1,80	25,94	1119
S011-08B1-20P00015R	20x2x1,5	0,44	2,44	24,14	0,20	1,87	28,69	1358
S011-08B1-24P00015R	24x2x1,5	0,44	2,44	26,90	0,20	1,97	31,64	1613
S011-08B1-02P00025R	2x2x2,5	0,53	3,07	12,47	0,20	1,80	16,87	399
S011-08B1-04P00025R	4x2x2,5	0,53	3,07	14,63	0,20	1,80	19,03	566
S011-08B1-05P00025R	5x2x2,5	0,53	3,07	16,08	0,20	1,80	20,48	660
S011-08B1-06P00025R	6x2x2,5	0,53	3,07	17,63	0,20	1,80	22,03	756
S011-08B1-08P00025R	8x2x2,5	0,53	3,07	19,95	0,20	1,80	24,35	927
S011-08B1-10P00025R	10x2x2,5	0,53	3,07	22,78	0,20	1,83	27,24	1129
S011-08B1-12P00025R	12x2x2,5	0,53	3,07	23,61	0,20	1,85	28,12	1279
S011-08B1-16P00025R	16x2x2,5	0,53	3,07	26,39	0,20	1,95	31,10	1623
S011-08B1-20P00025R	20x2x2,5	0,53	3,07	30,04	0,50	2,12	36,29	2390
S011-08B1-24P00025R	24x2x2,5	0,53	3,07	33,50	0,50	2,24		



Cavi Termocoppia

Thermocouple Cables



CAVO, ISOLATO IN PVC, NON ARMATO, SCHERMATO SUL TOTALE, NON PROPAGANTE INCENDIO FLAME RETARDANT, UNARMOURED, OVERALL SHIELDED, PVC INSULATED, THERMOCOUPLE CABLE PVC/OS/PVC - 300/500V

CONSTRUCTION SPECIFICATIONS



CONDUCTOR:
TX (+Cu/-CuNi) / JX (+Fe/-CuNi) / EX (+NiCr/-CuNi) / KX (+NiCr/-NiAl)

INSULATION:
PVC (Polyvinylchloride)

WRAPPING:
PET TAPE 23µm

OVERALL SHIELD:
Tinned copper drain wire 0,5 mm2 (7/0,30) + AL/PET TAPE 25/23µm







OUTER SHEATH:
PVC (Polyvinylchloride) TX (Brown) / JX (Black) / EX (Violet) / KX (Green)

TX

APPLICABLE STANDARD

	CONSTRUCTION	EN 50288-7 / IEC 60584
	CONDUCTOR	IEC 60228
	FLAME RETARDANT	IEC 60332-1
	FIRE PROPAGATION	IEC 60332-3

DIMENSIONAL & ELECTRICAL PROPERTIES

	OPERATIONG VOLTAGE	300/500 V
	TESTING VOLTAGE	2000 V
	CONDUCTOR TEMP.	70 °C
	SHORT-CIRCUIT TEMP.	160 °C
	ENVIRONMENTAL TEMP.	-20/+70 °C
	INSTALLATION TEMP.	-5/+50 °C

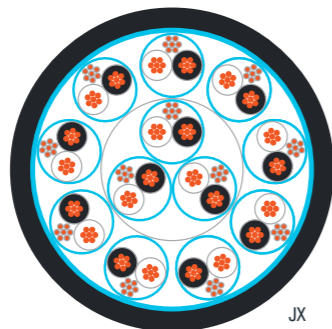
MARKING: <Year> EUROCAVI - Alloy Type PVC/OS/PVC - 300/500V - N° of cores x Cross-section - IEC 60332-3 <Work Order #> - Meter Marking # - CE

Code	N° cores x cross section	Radial thickness insulation	Core Ø	Radial thickness outer sheath	Outer Ø	Weight
		mm	mm	mm	mm	Kg/km
T000-TXMO-01P00005R	1x2x0,5	0,44	1,78	1,80	7,31	69
T000-TXMO-02P00005R	2x2x0,5	0,44	1,78	1,80	9,59	99
T000-TXMO-05P00005R	5x2x0,5	0,44	1,78	1,80	11,63	163
T000-TXMO-10P00005R	10x2x0,5	0,44	1,78	1,80	15,43	273
T000-TXMO-20P00005R	20x2x0,5	0,44	1,78	1,80	19,31	464
T000-TXMO-01P00010R	1x2x1	0,44	2,17	1,80	8,09	87
T000-TXMO-02P00010R	2x2x1	0,44	2,17	1,80	10,87	134
T000-TXMO-05P00010R	5x2x1	0,44	2,17	1,80	13,36	236
T000-TXMO-10P00010R	10x2x1	0,44	2,17	1,80	17,99	415
T000-TXMO-20P00010R	20x2x1	0,44	2,17	1,80	22,72	739
T000-TXMO-01P00013R	1x2x1,3	0,44	2,35	1,80	8,51	98
T000-TXMO-02P00013R	2x2x1,3	0,44	2,35	1,80	11,56	155
T000-TXMO-05P00013R	5x2x1,3	0,44	2,35	1,80	14,29	283
T000-TXMO-10P00013R	10x2x1,3	0,44	2,35	1,80	19,37	507
T000-TXMO-20P00013R	20x2x1,3	0,44	2,35	1,80	24,56	921
T000-JXNO-01P00005R	1x2x0,5	0,44	1,78	1,80	7,31	69
T000-JXNO-02P00005R	2x2x0,5	0,44	1,78	1,80	9,59	99
T000-JXNO-05P00005R	5x2x0,5	0,44	1,78	1,80	11,63	163
T000-JXNO-10P00005R	10x2x0,5	0,44	1,78	1,80	15,43	273
T000-JXNO-20P00005R	20x2x0,5	0,44	1,78	1,80	19,31	464
T000-JXNO-01P00010R	1x2x1	0,44	2,17	1,80	8,09	87
T000-JXNO-02P00010R	2x2x1	0,44	2,17	1,80	10,87	134
T000-JXNO-05P00010R	5x2x1	0,44	2,17	1,80	13,36	236
T000-JXNO-10P00010R	10x2x1	0,44	2,17	1,80	17,99	415
T000-JXNO-20P00010R	20x2x1	0,44	2,17	1,80	22,72	739
T000-JXNO-01P00013R	1x2x1,3	0,44	2,35	1,80	8,51	98
T000-JXNO-02P00013R	2x2x1,3	0,44	2,35	1,80	11,56	155
T000-JXNO-05P00013R	5x2x1,3	0,44	2,35	1,80	14,29	283
T000-JXNO-10P00013R	10x2x1,3	0,44	2,35	1,80	19,37	507
T000-JXNO-20P00013R	20x2x1,3	0,44	2,35	1,80	24,56	921

Code	N° cores x cross section	Radial thickness insulation	Core Ø	Radial thickness outer sheath	Outer Ø	Weight
		mm	mm	mm	mm	Kg/km
T000-EXV1-01P00005R	1x2x0,5	0,44	1,78	1,80	7,31	69
T000-EXV1-02P00005R	2x2x0,5	0,44	1,78	1,80	9,59	99
T000-EXV1-05P00005R	5x2x0,5	0,44	1,78	1,80	11,63	163
T000-EXV1-10P00005R	10x2x0,5	0,44	1,78	1,80	15,43	273
T000-EXV1-20P00005R	20x2x0,5	0,44	1,78	1,80	19,31	464
T000-EXV1-01P00010R	1x2x1	0,44	2,17	1,80	8,09	87
T000-EXV1-02P00010R	2x2x1	0,44	2,17	1,80	10,87	134
T000-EXV1-05P00010R	5x2x1	0,44	2,17	1,80	13,36	236
T000-EXV1-10P00010R	10x2x1	0,44	2,17	1,80	17,99	415
T000-EXV1-20P00010R	20x2x1	0,44	2,17	1,80	22,72	739
T000-EXV1-01P00013R	1x2x1,3	0,44	2,35	1,80	8,51	98
T000-EXV1-02P00013R	2x2x1,3	0,44	2,35	1,80	11,56	155
T000-EXV1-05P00013R	5x2x1,3	0,44	2,35	1,80	14,29	283
T000-EXV1-10P00013R	10x2x1,3	0,44	2,35	1,80	19,37	507
T000-EXV1-20P00013R	20x2x1,3	0,44	2,35	1,80	24,56	921
T000-KXVO-01P00005R	1x2x0,5	0,44	1,78	1,80	7,31	69
T000-KXVO-02P00005R	2x2x0,5	0,44	1,78	1,80	9,59	99
T000-KXVO-05P00005R	5x2x0,5	0,44	1,78	1,80	11,63	163
T000-KXVO-10P00005R	10x2x0,5	0,44	1,78	1,80	15,43	273
T000-KXVO-20P00005R	20x2x0,5	0,44	1,78	1,80	19,31	464
T000-KXVO-01P00010R	1x2x1	0,44	2,17	1,80	8,09	87
T000-KXVO-02P00010R	2x2x1	0,44	2,17	1,80	10,87	134
T000-KXVO-05P00010R	5x2x1	0,44	2,17	1,80	13,36	236
T000-KXVO-10P00010R	10x2x1	0,44	2,17	1,80	17,99	415
T000-KXVO-20P00010R	20x2x1	0,44	2,17	1,80	22,72	739
T000-KXVO-01P00013R	1x2x1,3	0,44	2,35	1,80	8,51	98
T000-KXVO-02P00013R	2x2x1,3	0,44	2,35	1,80	11,56	155
T000-KXVO-05P00013R	5x2x1,3	0,44	2,35	1,80	14,29	283
T000-KXVO-10P00013R	10x2x1,3	0,44	2,35	1,80	19,37	507
T000-KXVO-20P00013R	20x2x1,3	0,44	2,35	1,80	24,56	921

CAVO, ISOLATO IN PVC, NON ARMATO, SCHERMATO SU SINGOLO ELEMENTO E SUL TOTALE, NON PROPAGANTE INCENDIO
FLAME RETARDANT, UNARMOURED, INDIVIDUAL & OVERALL SHIELDED, PVC INSULATED, THERMOCOUPLE CABLE
PVC/IS/OS/PVC - 300/500V

CONSTRUCTION SPECIFICATIONS



CONDUCTOR:
TX (+Cu/-CuNi) / JX (+Fe/-CuNi) / EX (+NiCr/-CuNi) / KX (+NiCr/-NiAl)

INSULATION:
PVC (Polyvinylchloride)

WRAPPING:
PET TAPE 23µm

INDIVIDUAL SHIELD:
Tinned copper drain wire 0,5 mm2 (7/0,30) + AL/PET TAPE 25/23µm

WRAPPING:
PET TAPE 23µm

OVERALL SHIELD:
Tinned copper drain wire 0,5 mm2 (7/0,30) + AL/PET TAPE 25/23µm

OUTER SHEATH:
PVC (Polyvinylchloride) TX (Brown) / JX (Black) / EX (Violet) / KX (Green)

JX

APPLICABLE STANDARD

DIMENSIONAL & ELECTRICAL PROPERTIES

	CONSTRUCTION	EN 50288-7 / IEC 60584
	CONDUCTOR	IEC 60228
	FLAME RETARDANT	IEC 60332-1
	FIRE PROPAGATION	IEC 60332-3

	OPERATIONG VOLTAGE	300/500 V
	TESTING VOLTAGE	2000 V
	CONDUCTOR TEMP.	70 °C
	SHORT-CIRCUIT TEMP.	160 °C
	ENVIRONMENTAL TEMP.	-20/+70 °C
	INSTALLATION TEMP.	-5/+50 °C

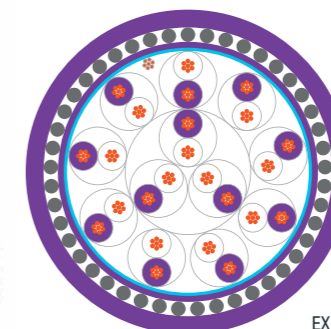
MARKING: <Year> EUROCAVI - Alloy Type PVC/IS/OS/PVC - 300/500V - N° of cores x Cross-section - IEC 60332-3 <Work Order #> - Meter Marking # - CE

Code	N° cores x cross section	Radial thickness insulation	Core Ø	Radial thickness outer sheath	Outer Ø	Weight
	mm	mm	mm	mm	mm	Kg/km
T001-TXMO-02P00005R	2x2x0,5	0,44	1,78	1,80	9,84	114
T001-TXMO-05P00005R	5x2x0,5	0,44	1,78	1,80	11,97	196
T001-TXMO-10P00005R	10x2x0,5	0,44	1,78	1,80	15,92	338
T001-TXMO-20P00005R	20x2x0,5	0,44	1,78	1,80	19,97	594
T001-TXMO-02P00010R	2x2x1	0,44	2,17	1,80	11,12	149
T001-TXMO-05P00010R	5x2x1	0,44	2,17	1,80	13,69	271
T001-TXMO-10P00010R	10x2x1	0,44	2,17	1,80	18,48	484
T001-TXMO-20P00010R	20x2x1	0,44	2,17	1,80	23,38	878
T001-TXMO-02P00013R	2x2x1,3	0,44	2,35	1,80	11,81	170
T001-TXMO-05P00013R	5x2x1,3	0,44	2,35	1,80	14,62	319
T001-TXMO-10P00013R	10x2x1,3	0,44	2,35	1,80	19,86	578
T001-TXMO-20P00013R	20x2x1,3	0,44	2,35	1,80	25,21	1066
T001-JXNO-02P00005R	2x2x0,5	0,44	1,78	1,80	9,84	114
T001-JXNO-05P00005R	5x2x0,5	0,44	1,78	1,80	11,97	196
T001-JXNO-10P00005R	10x2x0,5	0,44	1,78	1,80	15,92	338
T001-JXNO-20P00005R	20x2x0,5	0,44	1,78	1,80	19,97	594
T001-JXNO-02P00010R	2x2x1	0,44	2,17	1,80	11,12	149
T001-JXNO-05P00010R	5x2x1	0,44	2,17	1,80	13,69	271
T001-JXNO-10P00010R	10x2x1	0,44	2,17	1,80	18,48	484
T001-JXNO-20P00010R	20x2x1	0,44	2,17	1,80	23,38	878
T001-JXNO-02P00013R	2x2x1,3	0,44	2,35	1,80	11,81	170
T001-JXNO-05P00013R	5x2x1,3	0,44	2,35	1,80	14,62	319
T001-JXNO-10P00013R	10x2x1,3	0,44	2,35	1,80	19,86	578
T001-JXNO-20P00013R	20x2x1,3	0,44	2,35	1,80	25,21	1066

Code	N° cores x cross section	Radial thickness insulation	Core Ø	Radial thickness outer sheath	Outer Ø	Weight
	mm	mm	mm	mm	mm	Kg/km
T001-EXV1-02P00005R	2x2x0,5	0,44	1,78	1,80	9,84	114
T001-EXV1-05P00005R	5x2x0,5	0,44	1,78	1,80	11,97	196
T001-EXV1-10P00005R	10x2x0,5	0,44	1,78	1,80	15,92	338
T001-EXV1-20P00005R	20x2x0,5	0,44	1,78	1,80	19,97	594
T001-EXV1-02P00010R	2x2x1	0,44	2,17	1,80	11,12	149
T001-EXV1-05P00010R	5x2x1	0,44	2,17	1,80	13,69	271
T001-EXV1-10P00010R	10x2x1	0,44	2,17	1,80	18,48	484
T001-EXV1-20P00010R	20x2x1	0,44	2,17	1,80	23,38	878
T001-EXV1-02P00013R	2x2x1,3	0,44	2,35	1,80	11,81	170
T001-EXV1-05P00013R	5x2x1,3	0,44	2,35	1,80	14,62	319
T001-EXV1-10P00013R	10x2x1,3	0,44	2,35	1,80	19,86	578
T001-EXV1-20P00013R	20x2x1,3	0,44	2,35	1,80	25,21	1066
T001-KXVO-02P00005R	2x2x0,5	0,44	1,78	1,80	9,84	114
T001-KXVO-05P00005R	5x2x0,5	0,44	1,78	1,80	11,97	196
T001-KXVO-10P00005R	10x2x0,5	0,44	1,78	1,80	15,92	338
T001-KXVO-20P00005R	20x2x0,5	0,44	1,78	1,80	19,97	594
T001-KXVO-02P00010R	2x2x1	0,44	2,17	1,80	11,12	149
T001-KXVO-05P00010R	5x2x1	0,44	2,17	1,80	13,69	271
T001-KXVO-10P00010R	10x2x1	0,44	2,17	1,80	18,48	484
T001-KXVO-20P00010R	20x2x1	0,44	2,17	1,80	23,38	878
T001-KXVO-02P00013R	2x2x1,3	0,44	2,35	1,80	11,81	170
T001-KXVO-05P00013R	5x2x1,3	0,44	2,35	1,80	14,62	319
T001-KXVO-10P00013R	10x2x1,3	0,44	2,35	1,80	19,86	578
T001-KXVO-20P00013R	20x2x1,3	0,44	2,35	1,80	25,21	1066

CAVO, ISOLATO IN PVC, ARMATO SWA, SCHERMATO SUL TOTALE, NON PROPAGANTE INCENDIO
FLAME RETARDANT, SWA ARMOURED, OVERALL SHIELDED, PVC INSULATED, THERMOCOUPLE CABLE
PVC/OS/PVC/SWA/PVC - 300/500V

CONSTRUCTION SPECIFICATIONS



CONDUCTOR:
TX (+Cu/-CuNi) / JX (+Fe/-CuNi) / EX (+NiCr/-CuNi) / KX (+NiCr/-NiAl)

INSULATION:
PVC (Polyvinylchloride)

WRAPPING:
PET TAPE 23µm

OVERALL SHIELD:
Tinned copper drain wire 0,5 mm2 (7/0,30) + AL/PET TAPE 25/23µm

INNER SHEATH:
PVC (Polyvinylchloride)

ARMOURING:
Galvanized Steel Wires

OUTER SHEATH:
PVC (Polyvinylchloride) TX (Brown) / JX (Black) / EX (Violet) / KX (Green)

EX

APPLICABLE STANDARD

DIMENSIONAL & ELECTRICAL PROPERTIES

	CONSTRUCTION	EN 50288-7 / IEC 60584
	CONDUCTOR	IEC 60228
	FLAME RETARDANT	IEC 60332-1
	FIRE PROPAGATION	IEC 60332-3

	OPERATIONG VOLTAGE	300/500 V
	TESTING VOLTAGE	2000 V
	CONDUCTOR TEMP.	70 °C
	SHORT-CIRCUIT TEMP.	160 °C
	ENVIRONMENTAL TEMP.	-20/+70 °C
	INSTALLATION TEMP.	-5/+50 °C

MARKING: <Year> EUROCAVI - Alloy Type PVC/OS/PVC - 300/500V - N° of cores x Cross-section - IEC 60332-3 <Work Order #> - Meter Marking # - CE

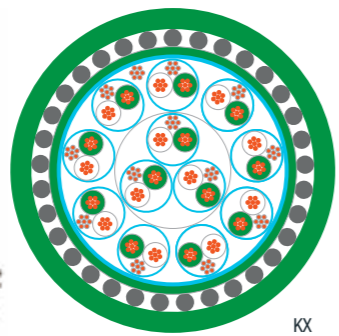
Code	N° cores x cross section	Radial thickness insulation	Core Ø	Inner Sheath Ø	Armour Thickness	Radial thickness outer sheath	Outer diameter	Weight
	mm	mm	mm	mm	mm	mm	mm	Kg/km
T002-TXMO-01P00005R	1x2x0,5	0,44	1,78	5,71	0,80	1,80	10,91	226
T002-TXMO-02P00005R	2x2x0,5	0,44	1,78	7,99	0,80	1,80	13,19	285
T002-TXMO-05P00005R	5x2x0,5	0,44	1,78	10,03	1,25	1,80	16,13	482
T002-TXMO-10P00005R	10x2x0,5	0,44	1,78	13,83	1,25	1,80	19,93	697
T002-TXMO-20P00005R	20x2x0,5	0,44	1,78	17,71	1,60	1,80	24,51	1122
T002-TXMO-01P00010R	1x2x1	0,44	2,17	6,49	0,80	1,80	11,69	263
T002-TXMO-02P00010R	2x2x1	0,44	2,17	9,27	0,80	1,80	14,47	341
T002-TXMO-05P00010R	5x2x1	0,44	2,17	11,76	1,25	1,80	17,86	602
T002-TXMO-10P00010R	10x2x1	0,44	2,17	16,39	1,60	1,80	23,19	1019
T002-TXMO-20P00010R	20x2x1	0,44	2,17	21,12	1,60	1,85	28,03	1514
T002-TXMO-01P00013R	1x2x1,3	0,44	2,35	6,91	0,80	1,80	12,11	288
T002-TXMO-02P00013R	2x2x1,3	0,44	2,35	9,96	0,80	1,80	15,16	378
T002-TXMO-05P00013R	5x2x1,3	0,44	2,35	12,69	1,25	1,80	18,79	673
T002-TXMO-10P00013R	10x2x1,3	0,44	2,35	17,77	1,60	1,80	24,57	1165
T002-TXMO-20P00013R	20x2x1,3	0,44	2,35	22,96	1,60	1,92	30,00	1762
T002-JXNO-01P00005R	1x2x0,5	0,44	1,78	5,71	0,80	1,80	10,91	226
T002-JXNO-02P00005R	2x2x0,5	0,44	1,78	7,99	0,80	1,80	13,19	285
T002-JXNO-05P00005R	5x2x0,5	0,44	1,78	10,03	1,25	1,80	16,13	482
T002-JXNO-10P00005R	10x2x0,5	0,44	1,78	13,83	1,25	1,80	19,93	697
T002-JXNO-20P00005R	20x2x0,5	0,44	1,78	17,71	1,60	1,80	24,51	1122
T002-JXNO-01P00010R	1x2x1	0,44	2,17	6,49	0,80	1,80	11,69	263
T002-JXNO-02P00010R	2x2x1	0,44	2,17	9,27	0,80	1,80	14,47	341
T002-JXNO-05P00010R	5x2x1	0,44	2,17	11,76	1,25	1,80	17,86	602
T002-JXNO-10P00010R	10x2x1	0,44	2,17	16,39	1,60	1,80	23,19	1019
T002-JXNO-20P00010R	20x2x1	0,44	2,17	21,12	1,60	1,85	28,03	1514
T002-JXNO-01P00013R	1x2x1,3	0,44	2,35	6,91	0,80	1,80	12,11	288
T002-JXNO-02P00013R	2x2x1,3	0,44	2,35	9,96	0,80	1,80	15,16	378
T002-JXNO-05P00013R	5x2x1,3	0,44	2,35	12,69	1,25	1,80	18,79	673
T002-JXNO-10P00013R	10x2x1,3	0,44	2,35	17,77	1,60	1,80	24,57	1165
T002-JXNO-20P00013R	20x2x1,3	0,44	2,35	22,96	1,60	1,92	30,00	1762

Code	N° cores x cross section	Radial thickness insulation	Core Ø	Inner Sheath Ø	Armour Thickness	Radial thickness outer sheath	Outer diameter	Weight
	mm	mm	mm	mm	mm	mm	mm	Kg/km
T002-EXV1-01P00005R	1x2x0,5	0,44	1,78	5,71	0,80	1,80	10,91	226
T002-EXV1-02P00005R	2x2x0,5	0,44	1,78	7,99	0,80	1,80	13,19	285
T002-EXV1-05P00005R	5x2x0,5	0,44	1,78	10,03	1,25	1,80	16,13	482
T002-EXV1-10P00005R	10x2x0,5	0,44	1,78	13,83	1,25	1,80	19,93	697
T002-EXV1-20P00005R	20x2x0,5	0,44	1,78	17,71	1,60	1,80	24,51	1122
T002-EXV1-01P00010R	1x2x1	0,44	2,17	6,49	0,80	1,80	11,69	263
T002-EXV1-02P00010R	2x2x1	0,44	2,17	9,27	0,80	1,80	14,47	341
T002-EXV1-05P00010R	5x2x1	0,44	2,17	11,76	1,25	1,80	17,86	602
T002-EXV1-10P00010R	10x2x1	0,44	2,17	16,39	1,60	1,80	23,19	1019
T002-EXV1-20P00010R	20x2x1	0,44	2,17	21,12	1,60	1,85	28,03	1514
T002-EXV1-01P00013R	1x2x1,3	0,44	2,35	6,91	0,80	1,80	12,11	288
T002-EXV1-02P00013R	2x2x1,3	0,44	2,35	9,96	0,80	1,80	15,16	378
T002-EXV1-05P00013R	5x2x1,3	0,44	2,35	12,69	1,25	1,80	18,79	673
T002-EXV1-10P00013R	10x2x1,3	0,44	2,35	17,77	1,60	1,80	24,57	1165
T002-EXV1-20P00013R	20x2x1,3	0,44	2,35	22,96	1,60	1,92	30,00	1762
T002-KXVO-01P00005R	1x2x0,5	0,44	1,78	5,71	0,80	1,80	10,91	226
T002-KXVO-02P00005R	2x2x0,5	0,44	1,78	7,99	0,80	1,80	13,19	285

CAVO, ISOLATO IN PVC, ARMATO SWA, SCHERMATO SU SINGOLO ELEMENTO E SUL TOTALE, NON PROPAGANTE INCENDIO
FLAME RETARDANT, SWA ARMoured, INDIVIDUAL & OVERALL SHIELDED, PVC INSULATED, THERMOCOUPLE CABLE

PVC/IS/OS/PVC/SWA/PVC - 300/500V

CONSTRUCTION SPECIFICATIONS



CONDUCTOR:
TX (+Cu/-CuNi) / JX (+Fe/-CuNi) / EX (+NiCr/-CuNi) / KX (+NiCr/-NiAl)
INSULATION:
PVC (Polyvinylchloride)
WRAPPING:
PET TAPE 23µm
OVERALL SHIELD:
Tinned copper drain wire 0,5 mm2 (7/0,30) + AL/PET TAPE 25/23µm
INNER SHEATH:
PVC (Polyvinylchloride)
ARMOURING:
Galvanized Steel Wires
OUTER SHEATH:
PVC (Polyvinylchloride) TX (Brown) / JX (Black) / EX (Violet) / KX (Green)

KX

APPLICABLE STANDARD

	CONSTRUCTION	EN 50288-7 / IEC 60584
	CONDUCTOR	IEC 60228
	FLAME RETARDANT	IEC 60332-1
	FIRE PROPAGATION	IEC 60332-3

DIMENSIONAL & ELECTRICAL PROPERTIES

	OPERATIONG VOLTAGE	300/500 V
	TESTING VOLTAGE	2000 V
	CONDUCTOR TEMP.	70 °C
	SHORT-CIRCUIT TEMP.	160 °C
	ENVIRONMENTAL TEMP.	-20/+70 °C
	INSTALLATION TEMP.	-5/+50 °C

MARKING: <Year> EUROCAVI - Alloy Type PVC/IS/OS/PVC - 300/500V - N° of cores x Cross-section - IEC 60332-3 <Work Order #> - Meter Marking # - CE



Code	N° cores x cross section	Radial thickness insulation	Core Ø	Inner Sheath Ø	Armour Thickness	Radial thickness outer sheath	Outer diameter	Weight
		mm	mm	mm	mm	mm	mm	Kg/km
T003-TXMO-02P00005R	2x2x0,5	0,44	1,78	8,24	0,80	1,80	13,44	300
T003-TXMO-05P00005R	5x2x0,5	0,44	1,78	10,37	1,25	1,80	16,47	526
T003-TXMO-10P00005R	10x2x0,5	0,44	1,78	14,32	1,25	1,80	20,42	774
T003-TXMO-20P00005R	20x2x0,5	0,44	1,78	18,37	1,60	1,80	25,17	1270
T003-TXMO-02P00010R	2x2x1	0,44	2,17	9,52	0,80	1,80	14,72	361
T003-TXMO-05P00010R	5x2x1	0,44	2,17	12,09	1,25	1,80	18,19	648
T003-TXMO-10P00010R	10x2x1	0,44	2,17	16,88	1,60	1,80	23,68	1106
T003-TXMO-20P00010R	20x2x1	0,44	2,17	21,78	1,60	1,87	28,73	1675
T003-TXMO-02P00013R	2x2x1,3	0,44	2,35	10,21	1,25	1,80	16,31	490
T003-TXMO-05P00013R	5x2x1,3	0,44	2,35	13,02	1,25	1,80	19,12	719
T003-TXMO-10P00013R	10x2x1,3	0,44	2,35	18,26	1,60	1,80	25,06	1254
T003-TXMO-20P00013R	20x2x1,3	0,44	2,35	23,61	1,60	1,94	30,69	1929
T003-JXNO-02P00005R	2x2x0,5	0,44	1,78	8,24	0,80	1,80	13,44	300
T003-JXNO-05P00005R	5x2x0,5	0,44	1,78	10,37	1,25	1,80	16,47	526
T003-JXNO-10P00005R	10x2x0,5	0,44	1,78	14,32	1,25	1,80	20,42	774
T003-JXNO-20P00005R	20x2x0,5	0,44	1,78	18,37	1,60	1,80	25,17	1270
T003-JXNO-02P00010R	2x2x1	0,44	2,17	9,52	0,80	1,80	14,72	361
T003-JXNO-05P00010R	5x2x1	0,44	2,17	12,09	1,25	1,80	18,19	648
T003-JXNO-10P00010R	10x2x1	0,44	2,17	16,88	1,60	1,80	23,68	1106
T003-JXNO-20P00010R	20x2x1	0,44	2,17	21,78	1,60	1,87	28,73	1675
T003-JXNO-02P00013R	2x2x1,3	0,44	2,35	10,21	1,25	1,80	16,31	490
T003-JXNO-05P00013R	5x2x1,3	0,44	2,35	13,02	1,25	1,80	19,12	719
T003-JXNO-10P00013R	10x2x1,3	0,44	2,35	18,26	1,60	1,80	25,06	1254
T003-JXNO-20P00013R	20x2x1,3	0,44	2,35	23,61	1,60	1,94	30,69	1929

Code	N° cores x cross section	Radial thickness insulation	Core Ø	Inner Sheath Ø	Armour Thickness	Radial thickness outer sheath	Outer diameter	Weight
		mm	mm	mm	mm	mm	mm	Kg/km
T003-EXV1-02P00005R	2x2x0,5	0,44	1,78	8,24	0,80	1,80	13,44	300
T003-EXV1-05P00005R	5x2x0,5	0,44	1,78	10,37	1,25	1,80	16,47	526
T003-EXV1-10P00005R	10x2x0,5	0,44	1,78	14,32	1,25	1,80	20,42	774
T003-EXV1-20P00005R	20x2x0,5	0,44	1,78	18,37	1,60	1,80	25,17	1270
T003-EXV1-02P00010R	2x2x1	0,44	2,17	9,52	0,80	1,80	14,72	361
T003-EXV1-05P00010R	5x2x1	0,44	2,17	12,09	1,25	1,80	18,19	648
T003-EXV1-10P00010R	10x2x1	0,44	2,17	16,88	1,60	1,80	23,68	1106
T003-EXV1-20P00010R	20x2x1	0,44	2,17	21,78	1,60	1,87	28,73	1675
T003-EXV1-02P00013R	2x2x1,3	0,44	2,35	10,21	1,25	1,80	16,31	490
T003-EXV1-05P00013R	5x2x1,3	0,44	2,35	13,02	1,25	1,80	19,12	719
T003-EXV1-10P00013R	10x2x1,3	0,44	2,35	18,26	1,60	1,80	25,06	1254
T003-EXV1-20P00013R	20x2x1,3	0,44	2,35	23,61	1,60	1,94	30,69	1929
T003-KXVO-02P00005R	2x2x0,5	0,44	1,78	8,24	0,80	1,80	13,44	300
T003-KXVO-05P00005R	5x2x0,5	0,44	1,78	10,37	1,25	1,80	16,47	526
T003-KXVO-10P00005R	10x2x0,5	0,44	1,78	14,32	1,25	1,80	20,42	774
T003-KXVO-20P00005R	20x2x0,5	0,44	1,78	18,37	1,60	1,80	25,17	1270
T003-KXVO-02P00010R	2x2x1	0,44	2,17	9,52	0,80	1,80	14,72	361
T003-KXVO-05P00010R	5x2x1	0,44	2,17	12,09	1,25	1,80	18,19	648
T003-KXVO-10P00010R	10x2x1	0,44	2,17	16,88	1,60	1,80	23,68	1106
T003-KXVO-20P00010R	20x2x1	0,44	2,17	21,78	1,60	1,87	28,73	1675
T003-KXVO-02P00013R	2x2x1,3	0,44	2,35	10,21	1,25	1,80	16,31	490
T003-KXVO-05P00013R	5x2x1,3	0,44	2,35	13,02	1,25	1,80	19,12	719
T003-KXVO-10P00013R	10x2x1,3	0,44	2,35	18,26	1,60	1,80	25,06	1254
T003-KXVO-20P00013R	20x2x1,3	0,44	2,35	23,61	1,60	1,94	30,69	1929

CAVO, ISOLATO IN XLPE, NON ARMATO, SCHERMATO SUL TOTALE, NON PROPAGANTE INCENDIO
FLAME RETARDANT, UNARMoured, OVERALL SHIELDED, XLPE INSULATED, THERMOCOUPLE CABLE

XLPE/OS/PVC - 300/500V

CONSTRUCTION SPECIFICATIONS



CONDUCTOR:
TX (+Cu/-CuNi) / JX (+Fe/-CuNi) / EX (+NiCr/-CuNi) / KX (+NiCr/-NiAl)
INSULATION:
XLPE (Cross-linked polyethylene)
WRAPPING:
PET TAPE 23µm
OVERALL SHIELD:
Tinned copper drain wire 0,5 mm2 (7/0,30) + AL/PET TAPE 25/23µm
OUTER SHEATH:
PVC (Polyvinylchloride) TX (Brown) / JX (Black) / EX (Violet) / KX (Green)

TX

APPLICABLE STANDARD

	CONSTRUCTION	EN 50288-7 / IEC 60584
	CONDUCTOR	IEC 60228
	FLAME RETARDANT	IEC 60332-1
	FIRE PROPAGATION	IEC 60332-3

DIMENSIONAL & ELECTRICAL PROPERTIES

	OPERATIONG VOLTAGE	300/500 V
	TESTING VOLTAGE	2000 V
	CONDUCTOR TEMP.	90 °C
	SHORT-CIRCUIT TEMP.	250 °C
	ENVIRONMENTAL TEMP.	-20/+70 °C
	INSTALLATION TEMP.	-5/+50 °C

MARKING: <Year> EUROCAVI - Alloy Type PVC/OS/PVC - 300/500V - N° of cores x Cross-section - IEC 60332-3 <Work Order #> - Meter Marking # - CE

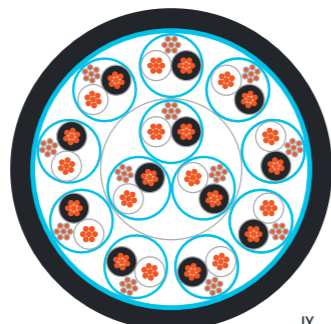
Code	N° cores x cross section	Radial thickness insulation	Core Ø	Armour Thickness	Radial thickness outer sheath	Outer Ø	Weight
		mm	mm	mm	mm	mm	Kg/km
T004-TXMO-01P00005R	1x2x0,5	0,44	0,44	1,78	1,80	7,31	64
T004-TXMO-02P00005R	2x2x0,5	0,44	0,44	1,78	1,80	9,59	94
T004-TXMO-05P00005R	5x2x0,5	0,44	0,44	1,78	1,80	11,63	150
T004-TXMO-10P00005R	10x2x0,5	0,44	0,44	1,78	1,80	15,43	248
T004-TXMO-20P00005R	20x2x0,5	0,44	0,44	1,78	1,80	19,31	413
T004-TXMO-01P00010R	1x2x1	0,44	0,44	2,17	1,80	8,09	82
T004-TXMO-02P00010R	2x2x1	0,44	0,44	2,17	1,80	10,87	127
T004-TXMO-05P00010R	5x2x1	0,44	0,44	2,17	1,80	13,36	219
T004-TXMO-10P00010R	10x2x1	0,44	0,44	2,17	1,80	17,99	380
T004-TXMO-20P00010R	20x2x1	0,44	0,44	2,17	1,80	22,72	669
T004-TXMO-01P00013R	1x2x1,3	0,44	0,44	2,35	1,80	8,51	92
T004-TXMO-02P00013R	2x2x1,3	0,44	0,44	2,35	1,80	11,56	147
T004-TXMO-05P00013R	5x2x1,3	0,44	0,44	2,35	1,80	14,29	264
T004-TXMO-10P00013R	10x2x1,3	0,44	0,44	2,35	1,80	19,37	467
T004-TXMO-20P00013R	20x2x1,3	0,44	0,44	2,35	1,80	24,56	840
T004-JXNO-01P00005R	1x2x0,5	0,44	0,44	1,78	1,80	7,31	64
T004-JXNO-02P00005R	2x2x0,5	0,44	0,44	1,78	1,80	9,59	94
T004-JXNO-05P00005R	5x2x0,5	0,44	0,44	1,78	1,80	11,63	150
T004-JXNO-10P00005R	10x2x0,5	0,44	0,44	1,78	1,80	15,43	248
T004-JXNO-20P00005R	20x2x0,5	0,44	0,44	1,78	1,80	19,31	413
T004-JXNO-01P00010R	1x2x1	0,44	0,44	2,17	1,80	8,09	82
T004-JXNO-02P00010R	2x2x1	0,44	0,44	2,17	1,80	10,87	127
T004-JXNO-05P00010R	5x2x1	0,44	0,44	2,17	1,80	13,36	219
T004-JXNO-10P00010R	10x2x1	0,44	0,44	2,17	1,80	17,99	380
T004-JXNO-20P00010R	20x2x1	0,44	0,44	2,17	1,80	22,72	669
T004-JXNO-01P00013R	1x2x1,3	0,44	0,44	2,35	1,80	8,51	92
T004-JXNO-02P00013R	2x2x1,3	0,44	0,44	2,35	1,80	11,56	147
T004-JXNO-05P00013R	5x2x1,3	0,44	0,44	2,35	1,80	14,29	264
T004-JXNO-10P00013R	10x2x1,3	0,44	0,44	2,35	1,80	19,37	467
T004-JXNO-20P00013R	20x2x1,3	0,44	0,44	2,35	1,80	24,56	840

Code	N° cores x cross section	Radial thickness insulation	Core Ø	Armour Thickness	Radial thickness outer sheath	Outer Ø	Weight
		mm	mm	mm	mm	mm	Kg/km
T004-EXV1-01P00005R	1x2x0,5	0,44	0,44	1,78	1,80	7,31	64
T004-EXV1-02P00005R	2x2x0,5	0,44	0,44	1,78	1,80	9,59	94
T004-EXV1-05P00005R	5x2x0,5	0,44	0,44	1,78	1,80	11,63	150
T004-EXV1-10P00005R	10x2x0,5	0,44	0,44	1,78	1,80	15,43	248
T004-EXV1-20P00005R	20x2x0,5	0,44	0,44	1,78	1,80	19,31	413
T004-EXV1-01P00010R	1x2x1	0,44	0,44	2,17	1,80	8,09	82
T004-EXV1-02P00010R	2x2x1	0,44	0,44	2,17	1,80	10,87	127
T004-EXV1-05P00010R	5x2x1	0,44	0,44	2,17	1,80	13,36	219
T004-EXV1-10P00010R	10x2x1	0,44	0,44	2,17	1,80	17,99	380
T004-EXV1-20P00010R	20x2x1	0,44	0,44	2,17	1,80	22,72	669
T004-EXV1-01P00013R	1x2x1,3	0,44	0,44	2,35	1,80	8,51	92
T004-EXV1-02P00013R	2x2x1,3	0,44	0,44	2,35	1,80	11,56	147

CAVO, ISOLATO IN XLPE, NON ARMATO, SCHERMATO SU SINGOLO ELEMENTO E SUL TOTALE, NON PROPAGANTE INCENDIO
FLAME RETARDANT, UNARMOURED, INDIVIDUAL & OVERALL SHIELDED, PVC INSULATED, THERMOCOUPLE CABLE

PVC/IS/OS/PVC - 300/500V

CONSTRUCTION SPECIFICATIONS



CONDUCTOR:
TX (+Cu/-CuNi) / JX (+Fe/-CuNi) / EX (+NiCr/-CuNi) / KX (+NiCr/-NiAl)

INSULATION:
XLPE (Cross-linked polyethylene)

WRAPPING:
PET TAPE 23µm

INDIVIDUAL SHIELD:
Tinned copper drain wire 0,5 mm2 (7/0,30) + AL/PET TAPE 25/23µm

WRAPPING:
PET TAPE 23µm

OVERALL SHIELD:
Tinned copper drain wire 0,5 mm2 (7/0,30) + AL/PET TAPE 25/23µm

OUTER SHEATH:
PVC (Polyvinylchloride) TX (Brown) / JX (Black) / EX (Violet) / KX (Green)

JX

APPLICABLE STANDARD		
	CONSTRUCTION	EN 50288-7 / IEC 60584
	CONDUCTOR	IEC 60228
	FLAME RETARDANT	IEC 60332-1
	FIRE PROPAGATION	IEC 60332-3

DIMENSIONAL & ELECTRICAL PROPERTIES		
	OPERATION VOLTAGE	300/500 V
	TESTING VOLTAGE	2000 V
	CONDUCTOR TEMP.	90 °C
	SHORT-CIRCUIT TEMP.	250 °C
	ENVIRONMENTAL TEMP.	-20/+70 °C
	INSTALLATION TEMP.	-5/+50 °C

MARKING: <Year> EUROCAVI - Alloy Type PVC/IS/OS/PVC - 300/500V - N° of cores x Cross-section - IEC 60332-3 <Work Order #> - Meter Marking # - CE

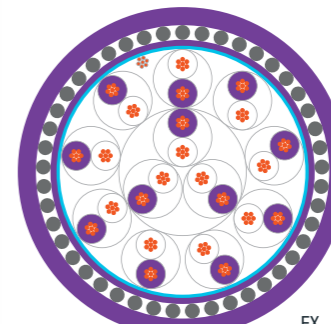
Code	N° cores x cross section	Radial thickness insulation	Core Ø	Radial thickness outer sheath	Outer Ø	Weight
	mm	mm	mm	mm	mm	Kg/km
T005-TXMO-02P00005R	2x2x0,5	0,44	1,78	1,80	9,84	109
T005-TXMO-05P00005R	5x2x0,5	0,44	1,78	1,80	11,97	183
T005-TXMO-10P00005R	10x2x0,5	0,44	1,78	1,80	15,92	313
T005-TXMO-20P00005R	20x2x0,5	0,44	1,78	1,80	19,97	542
T005-TXMO-02P00010R	2x2x1	0,44	2,17	1,80	11,12	142
T005-TXMO-05P00010R	5x2x1	0,44	2,17	1,80	13,69	254
T005-TXMO-10P00010R	10x2x1	0,44	2,17	1,80	18,48	449
T005-TXMO-20P00010R	20x2x1	0,44	2,17	1,80	23,38	808
T005-TXMO-02P00013R	2x2x1,3	0,44	2,35	1,80	11,81	163
T005-TXMO-05P00013R	5x2x1,3	0,44	2,35	1,80	14,62	299
T005-TXMO-10P00013R	10x2x1,3	0,44	2,35	1,80	19,86	539
T005-TXMO-20P00013R	20x2x1,3	0,44	2,35	1,80	25,21	985
T005-JXNO-02P00005R	2x2x0,5	0,44	1,78	1,80	9,84	109
T005-JXNO-05P00005R	5x2x0,5	0,44	1,78	1,80	11,97	183
T005-JXNO-10P00005R	10x2x0,5	0,44	1,78	1,80	15,92	313
T005-JXNO-20P00005R	20x2x0,5	0,44	1,78	1,80	19,97	542
T005-JXNO-02P00010R	2x2x1	0,44	2,17	1,80	11,12	142
T005-JXNO-05P00010R	5x2x1	0,44	2,17	1,80	13,69	254
T005-JXNO-10P00010R	10x2x1	0,44	2,17	1,80	18,48	449
T005-JXNO-20P00010R	20x2x1	0,44	2,17	1,80	23,38	808
T005-JXNO-02P00013R	2x2x1,3	0,44	2,35	1,80	11,81	163
T005-JXNO-05P00013R	5x2x1,3	0,44	2,35	1,80	14,62	299
T005-JXNO-10P00013R	10x2x1,3	0,44	2,35	1,80	19,86	539
T005-JXNO-20P00013R	20x2x1,3	0,44	2,35	1,80	25,21	985

Code	N° cores x cross section	Radial thickness insulation	Core Ø	Radial thickness outer sheath	Outer Ø	Weight
	mm	mm	mm	mm	mm	Kg/km
T005-EXV1-02P00005R	2x2x0,5	0,44	1,78	1,80	9,84	109
T005-EXV1-05P00005R	5x2x0,5	0,44	1,78	1,80	11,97	183
T005-EXV1-10P00005R	10x2x0,5	0,44	1,78	1,80	15,92	313
T005-EXV1-20P00005R	20x2x0,5	0,44	1,78	1,80	19,97	542
T005-EXV1-02P00010R	2x2x1	0,44	2,17	1,80	11,12	142
T005-EXV1-05P00010R	5x2x1	0,44	2,17	1,80	13,69	254
T005-EXV1-10P00010R	10x2x1	0,44	2,17	1,80	18,48	449
T005-EXV1-20P00010R	20x2x1	0,44	2,17	1,80	23,38	808
T005-EXV1-02P00013R	2x2x1,3	0,44	2,35	1,80	11,81	163
T005-EXV1-05P00013R	5x2x1,3	0,44	2,35	1,80	14,62	299
T005-EXV1-10P00013R	10x2x1,3	0,44	2,35	1,80	19,86	539
T005-EXV1-20P00013R	20x2x1,3	0,44	2,35	1,80	25,21	985
T005-KXVO-02P00005R	2x2x0,5	0,44	1,78	1,80	9,84	109
T005-KXVO-05P00005R	5x2x0,5	0,44	1,78	1,80	11,97	183
T005-KXVO-10P00005R	10x2x0,5	0,44	1,78	1,80	15,92	313
T005-KXVO-20P00005R	20x2x0,5	0,44	1,78	1,80	19,97	542
T005-KXVO-02P00010R	2x2x1	0,44	2,17	1,80	11,12	142
T005-KXVO-05P00010R	5x2x1	0,44	2,17	1,80	13,69	254
T005-KXVO-10P00010R	10x2x1	0,44	2,17	1,80	18,48	449
T005-KXVO-20P00010R	20x2x1	0,44	2,17	1,80	23,38	808
T005-KXVO-02P00013R	2x2x1,3	0,44	2,35	1,80	11,81	163
T005-KXVO-05P00013R	5x2x1,3	0,44	2,35	1,80	14,62	299
T005-KXVO-10P00013R	10x2x1,3	0,44	2,35	1,80	19,86	539
T005-KXVO-20P00013R	20x2x1,3	0,44	2,35	1,80	25,21	985

CAVO, ISOLATO IN XLPE, ARMATO SWA, SCHERMATO SUL TOTALE, NON PROPAGANTE INCENDIO
FLAME RETARDANT, SWA ARMOURED, OVERALL SHIELDED, XLPE INSULATED, THERMOCOUPLE CABLE

XLPE/OS/PVC/SWA/PVC - 300/500V

CONSTRUCTION SPECIFICATIONS



CONDUCTOR:
TX (+Cu/-CuNi) / JX (+Fe/-CuNi) / EX (+NiCr/-CuNi) / KX (+NiCr/-NiAl)

INSULATION:
XLPE (Cross-linked polyethylene)

WRAPPING:
PET TAPE 23µm

OVERALL SHIELD:
Tinned copper drain wire 0,5 mm2 (7/0,30) + AL/PET TAPE 25/23µm

INNER SHEATH:
PVC (Polyvinylchloride)

ARMOURING:
Galvanized Steel Wires

OUTER SHEATH:
PVC (Polyvinylchloride) TX (Brown) / JX (Black) / EX (Violet) / KX (Green)

EX

APPLICABLE STANDARD		
	CONSTRUCTION	EN 50288-7 / IEC 60584
	CONDUCTOR	IEC 60228
	FLAME RETARDANT	IEC 60332-1
	FIRE PROPAGATION	IEC 60332-3

DIMENSIONAL & ELECTRICAL PROPERTIES		
	OPERATION VOLTAGE	300/500 V
	TESTING VOLTAGE	2000 V
	CONDUCTOR TEMP.	90 °C
	SHORT-CIRCUIT TEMP.	250 °C
	ENVIRONMENTAL TEMP.	-20/+70 °C
	INSTALLATION TEMP.	-5/+50 °C

MARKING: <Year> EUROCAVI - Alloy Type XLPE/OS/PVC/SWA/PVC - 300/500V - N° of cores x Cross-section - IEC 60332-3 <Work Order #> - Meter Marking # - CE

Code	N° cores x cross section	Radial thickness insulation	Core Ø	Inner Sheath Ø	Armour Thickness	Radial thickness outer sheath	Outer diameter	Weight
	mm	mm	mm	mm	mm	mm	mm	Kg/km
T006-TXMO-01P00005R	1x2x0,5	0,44	1,78	5,71	0,80	1,80	10,91	225
T006-TXMO-02P00005R	2x2x0,5	0,44	1,78	7,99	0,80	1,80	13,19	280
T006-TXMO-05P00005R	5x2x0,5	0,44	1,78	10,03	1,25	1,80	16,13	470
T006-TXMO-10P00005R	10x2x0,5	0,44	1,78	13,83	1,25	1,80	19,93	672
T006-TXMO-20P00005R	20x2x0,5	0,44	1,78	17,71	1,60	1,80	24,51	1071
T006-TXMO-01P00010R	1x2x1	0,44	2,17	6,49	0,80	1,80	11,69	261
T006-TXMO-02P00010R	2x2x1	0,44	2,17	9,27	0,80	1,80	14,47	334
T006-TXMO-05P00010R	5x2x1	0,44	2,17	11,76	1,25	1,80	17,86	585
T006-TXMO-10P00010R	10x2x1	0,44	2,17	16,39	1,60	1,80	23,19	985
T006-TXMO-20P00010R	20x2x1	0,44	2,17	21,12	1,60	1,85	28,03	1444
T006-TXMO-01P00013R	1x2x1,3	0,44	2,35	6,91	0,80	1,80	12,11	286
T006-TXMO-02P00013R	2x2x1,3	0,44	2,35	9,96	0,80	1,80	15,16	370
T006-TXMO-05P00013R	5x2x1,3	0,44	2,35	12,69	1,25	1,80	18,79	653
T006-TXMO-10P00013R	10x2x1,3	0,44	2,35	17,77	1,60	1,80	24,57	1125
T006-TXMO-20P00013R	20x2x1,3	0,44	2,35	22,96	1,60	1,92	30,00	1681
T006-JXNO-01P00005R	1x2x0,5	0,44	1,78	5,71	0,80	1,80	10,91	225
T006-JXNO-02P00005R	2x2x0,5	0,44	1,78	7,99	0,80	1,80	13,19	280
T006-JXNO-05P00005R	5x2x0,5	0,44	1,78	10,03	1,25	1,80	16,13	470
T006-JXNO-10P00005R	10x2x0,5	0,44	1,78	13,83	1,25	1,80	19,93	672
T006-JXNO-20P00005R	20x2x0,5	0,44	1,78	17,71	1,60	1,80	24,51	1071
T006-JXNO-01P00010R	1x2x1	0,44	2,17	6,49	0,80	1,80	11,69	261
T006-JXNO-02P00010R	2x2x1	0,44	2,17	9,27	0,80	1,80	14,47	334
T006-JXNO-05P00010R	5x2x1	0,44	2,17	11,76	1,25	1,80	17,86	585
T006-JXNO-10P00010R	10x2x1	0,44	2,17	16,39	1,60	1,80	23,19	985
T006-JXNO-20P00010R	20x2x1	0,44	2,17	21,12	1,60	1,85	28,03	1444
T006-JXNO-01P00013R	1x2x1,3	0,44	2,35	6,91	0,80	1,80	12,11	286
T006-JXNO-02P00013R	2x2x1,3	0,44	2,35	9,96	0,80	1,80	15,16	370
T006-JXNO-05P00013R	5x2x1,3	0,44	2,35	12,69	1,25	1,80	18,79	653
T006-JXNO-10P00013R	10x2x1,3	0,44	2,35	17,77	1,60	1,80	24,57	1125
T006-JXNO-20P00013R	20x2x1,3	0,44	2,35	22,96	1,60	1,92	30,00	1681

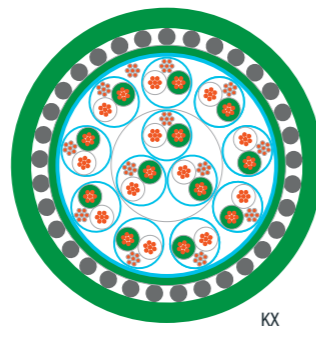
Code	N° cores x cross section	Radial thickness insulation	Core Ø	Inner Sheath Ø	Armour Thickness	Radial thickness outer sheath	Outer diameter	Weight
	mm	mm	mm	mm	mm	mm	mm	Kg/km
T006-EXV1-01P00005R	1x2x0,5	0,44	1,78	5,71	0,80	1,80	10,91	225
T006-EXV1-02P00005R	2x2x0,5	0,44	1,78	7,99	0,80	1,80	13,19	280
T006-EXV1-05P00005R	5x2x0,5	0,44	1,78	10,03	1,25	1,80	16,13	470
T006-EXV1-10P00005R	10x2x0,5	0,44	1,78	13,83	1,25	1,80	19,93	672
T006-EXV1-20P00005R	20x2x0,5	0,44	1,78	17,71	1,60	1,80	24,51	1071
T006-EXV1-01P00010R	1x2x1	0,44	2,17	6,49	0,80	1,80	11,69	261
T006-EXV1-02P00010R	2x2x1	0,44	2,17	9,27	0,80	1,80	14,47	334
T006-EXV1-05P00010R	5x2x1	0,44	2,17	11,76	1,25	1,80	17,86	585
T006-EXV1-10P00010R	10x2x1	0,44	2,17	16,39	1,60	1,80	23,19	985
T006-EXV1-20P00010R	20x2x1	0,44	2,17	21,12	1,60	1,85	28,03	1444
T006-EXV1-01P00013R	1x2x1,3	0,44	2,35	6,91	0,80	1,80	12,11	286
T006-EXV1-02P00013R	2x2x1,3	0,44	2,35	9,96	0,80	1,80	15,16	370
T006-EXV1-05P00013R	5x2x1,3	0,44	2,35	12,69	1,25	1,80	18,79	653
T006-EXV1-10P00013R	10x2x1,3	0,44	2,35	17,77	1,60	1,80	24,57	1125
T006-EXV1-20P00013R	20x2x1,3	0,44	2,35	22,96	1,60	1,92	30,00	1681

CAVO, ISOLATO IN XLPE, ARMATO SWA, SCHERMATO SU SINGOLO ELEMENTO E SUL TOTALE, NON PROPAGANTE INCENDIO

FLAME RETARDANT, SWA ARMoured, INDIVIDUAL & OVERALL SHIELDED, XLPE INSULATED, THERMOCOUPLE CABLE

XLPE/IS/OS/PVC/SWA/PVC - 300/500V

CONSTRUCTION SPECIFICATIONS



CONDUCTOR:
TX (+Cu/-CuNi) / JX (+Fe/-CuNi) / EX (+NiCr/-CuNi) / KX (+NiCr/-NiAl)

INSULATION:
XLPE (Cross-linked polyethylene)

WRAPPING:
PET TAPE 23µm

INDIVIDUAL SHIELD:
Tinned copper drain wire 0,5 mm² (7/0,30) + AL/PET TAPE 25/23µm

WRAPPING:
PET TAPE 23µm

OVERALL SHIELD:
Tinned copper drain wire 0,5 mm² (7/0,30) + AL/PET TAPE 25/23µm

INNER SHEATH:
PVC (Polyvinylchloride)

ARMOURING:
Galvanized Steel Wires

OUTER SHEATH:
PVC (Polyvinylchloride) TX (Brown) / JX (Black) / EX (Violet) / KX (Green)

APPLICATIONS: In the Oil & Gas market and especially in the production of gas or petrochemical products, there are needs of continuous process control systems to control, measure, regulate and record the different process parameters. Instrumentation and signal cables are in the heart of this network and to ensure the reliability of the data to be transmitted, they must be adapted to the applications and environments where they are used.

APPLICABLE STANDARD

	CONSTRUCTION	EN 50288-7 / IEC 60584
	CONDUCTOR	IEC 60228
	FLAME RETARDANT	IEC 60332-1
	FIRE PROPAGATION	IEC 60332-3

DIMENSIONAL & ELECTRICAL PROPERTIES

	OPERATION VOLTAGE	300/500 V
	TESTING VOLTAGE	2000 V
	CONDUCTOR TEMP.	90 °C
	SHORT-CIRCUIT TEMP.	250 °C
	ENVIRONMENTAL TEMP.	-20/+70 °C
	INSTALLATION TEMP.	-5/+50 °C

MARKING: <Year> EUROCAVI - Alloy Type XLPE/IS/OS/PVC/SWA/PVC - 300/500V - N° of cores x Cross-section - IEC 60332-3 <Work Order #> - Meter Marking # - CE

Code	N° cores x cross section	Radial thickness insulation	Core Ø	Inner Sheath Ø	Armour Thickness	Radial thickness outer sheath	Outer diameter	Weight
		mm	mm	mm	mm	mm	mm	Kg/km
T007-TXMO-02P00005R	2x2x0,5	0,44	1,78	8,24	0,80	1,80	13,44	295
T007-TXMO-05P00005R	5x2x0,5	0,44	1,78	10,37	1,25	1,80	16,47	514
T007-TXMO-10P00005R	10x2x0,5	0,44	1,78	14,32	1,25	1,80	20,42	748
T007-TXMO-20P00005R	20x2x0,5	0,44	1,78	18,37	1,60	1,80	25,17	1219
T007-TXMO-02P00010R	2x2x1	0,44	2,17	9,52	0,80	1,80	14,72	354
T007-TXMO-05P00010R	5x2x1	0,44	2,17	12,09	1,25	1,80	18,19	631
T007-TXMO-10P00010R	10x2x1	0,44	2,17	16,88	1,60	1,80	23,68	1072
T007-TXMO-20P00010R	20x2x1	0,44	2,17	21,78	1,60	1,87	28,73	1605
T007-TXMO-02P00013R	2x2x1,3	0,44	2,35	10,21	1,25	1,80	16,31	483
T007-TXMO-05P00013R	5x2x1,3	0,44	2,35	13,02	1,25	1,80	19,12	700
T007-TXMO-10P00013R	10x2x1,3	0,44	2,35	18,26	1,60	1,80	25,06	1215
T007-TXMO-20P00013R	20x2x1,3	0,44	2,35	23,61	1,60	1,94	30,69	1847
T007-JXNO-02P00005R	2x2x0,5	0,44	1,78	8,24	0,80	1,80	13,44	295
T007-JXNO-05P00005R	5x2x0,5	0,44	1,78	10,37	1,25	1,80	16,47	514
T007-JXNO-10P00005R	10x2x0,5	0,44	1,78	14,32	1,25	1,80	20,42	748
T007-JXNO-20P00005R	20x2x0,5	0,44	1,78	18,37	1,60	1,80	25,17	1219
T007-JXNO-02P00010R	2x2x1	0,44	2,17	9,52	0,80	1,80	14,72	354
T007-JXNO-05P00010R	5x2x1	0,44	2,17	12,09	1,25	1,80	18,19	631
T007-JXNO-10P00010R	10x2x1	0,44	2,17	16,88	1,60	1,80	23,68	1072
T007-JXNO-20P00010R	20x2x1	0,44	2,17	21,78	1,60	1,87	28,73	1605
T007-JXNO-02P00013R	2x2x1,3	0,44	2,35	10,21	1,25	1,80	16,31	483
T007-JXNO-05P00013R	5x2x1,3	0,44	2,35	13,02	1,25	1,80	19,12	700
T007-JXNO-10P00013R	10x2x1,3	0,44	2,35	18,26	1,60	1,80	25,06	1215
T007-JXNO-20P00013R	20x2x1,3	0,44	2,35	23,61	1,60	1,94	30,69	1847

Code	N° cores x cross section	Radial thickness insulation	Core Ø	Inner Sheath Ø	Armour Thickness	Radial thickness outer sheath	Outer diameter	Weight
		mm	mm	mm	mm	mm	mm	Kg/km
T007-EXV1-02P00005R	2x2x0,5	0,44	1,78	8,24	0,80	1,80	13,44	295
T007-EXV1-05P00005R	5x2x0,5	0,44	1,78	10,37	1,25	1,80	16,47	514
T007-EXV1-10P00005R	10x2x0,5	0,44	1,78	14,32	1,25	1,80	20,42	748
T007-EXV1-20P00005R	20x2x0,5	0,44	1,78	18,37	1,60	1,80	25,17	1219
T007-EXV1-02P00010R	2x2x1	0,44	2,17	9,52	0,80	1,80	14,72	354
T007-EXV1-05P00010R	5x2x1	0,44	2,17	12,09	1,25	1,80	18,19	631
T007-EXV1-10P00010R	10x2x1	0,44	2,17	16,88	1,60	1,80	23,68	1072
T007-EXV1-20P00010R	20x2x1	0,44	2,17	21,78	1,60	1,87	28,73	1605
T007-EXV1-02P00013R	2x2x1,3	0,44	2,35	10,21	1,25	1,80	16,31	483
T007-EXV1-05P00013R	5x2x1,3	0,44	2,35	13,02	1,25	1,80	19,12	700
T007-EXV1-10P00013R	10x2x1,3	0,44	2,35	18,26	1,60	1,80	25,06	1215
T007-EXV1-20P00013R	20x2x1,3	0,44	2,35	23,61	1,60	1,94	30,69	1847
T007-KXVO-02P00005R	2x2x0,5	0,44	1,78	8,24	0,80	1,80	13,44	295
T007-KXVO-05P00005R	5x2x0,5	0,44	1,78	10,37	1,25	1,80	16,47	514
T007-KXVO-10P00005R	10x2x0,5	0,44	1,78	14,32	1,25	1,80	20,42	748
T007-KXVO-20P00005R	20x2x0,5	0,44	1,78	18,37	1,60	1,80	25,17	1219
T007-KXVO-02P00010R	2x2x1	0,44	2,17	9,52	0,80	1,80	14,72	354
T007-KXVO-05P00010R	5x2x1	0,44	2,17	12,09	1,25	1,80	18,19	631
T007-KXVO-10P00010R	10x2x1	0,44	2,17	16,88	1,60	1,80	23,68	1072
T007-KXVO-20P00010R	20x2x1	0,44	2,17	21,78	1,60	1,87	28,73	1605
T007-KXVO-02P00013R	2x2x1,3	0,44	2,35	10,21	1,25	1,80	16,31	483
T007-KXVO-05P00013R	5x2x1,3	0,44	2,35	13,02	1,25	1,80	19,12	700
T007-KXVO-10P00013R	10x2x1,3	0,44	2,35	18,26	1,60	1,80	25,06	1215
T007-KXVO-20P00013R	20x2x1,3	0,44	2,35	23,61	1,60	1,94	30,69	1847

Copyright © Spina Group S.r.l.

Tutti i diritti riservati (grafici, fotografici e testuali) del catalogo sono protetti dalla L. 633/1941 e successive modifiche ed integrazioni. In particolare. La riproduzione totale o parziale, in qualunque forma, su qualsiasi supporto e con qualunque mezzo del materiale pubblicato è severamente vietata senza preventiva autorizzazione scritta del titolare dei relativi diritti Eurocavi S.r.l. Qualsiasi violazione sarà perseguitata nelle opportune sedi civili e penali.

All content (graphic, photographic and textual) of the catalogue are covered by L. 633/1941 and subsequent supplementary regulations. In particular, the total or partial reproduction it is severely forbidden in any form, on any media and in any way of the published material. Any reproduction will have to be previously authorize from Eurocavi S.r.l. Any violator it will be sue in the appropriate civil and penal site.

EUROCAVI

📍 Headquarters

SPINA GROUP S.R.L.

Via del Tecchione 36/B, 20098
San Giuliano Mil.se (MI) - Italy
Ph. (+39) 02.9886261
info@spinagroup.com
www.spinagroup.com
P. IVA 03063880961

📍 Production Site

Via per Civesio 23, 20097
San Donato Mil.se (MI) - Italia

Eurocavi is a production brand of

SPINA
group

